
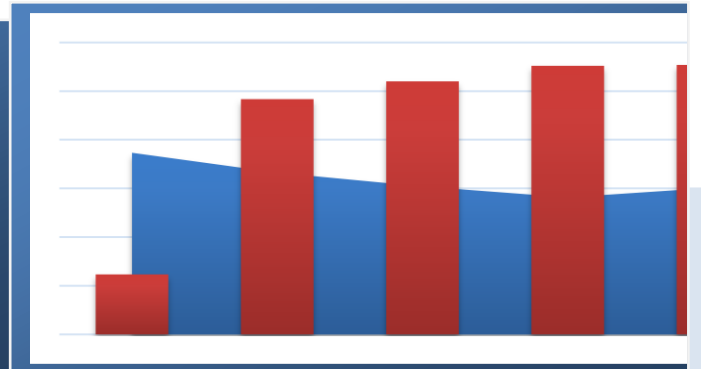





# FEDERAL MINISTRY OF EDUCATION NIGERIA DIGEST OF EDUCATION STATISTICS 2022



# Table of Contents

Table of Contents.....	i
List of Tables .....	iii
List of Figures.....	x
CHAPTER ONE .....	1
EARLY CHILDHOOD CARE DEVELOPMENT AND PRE-PRIMARY EDUCATION.....	1
1.0 Introduction .....	1
1.1 Number of Schools ECCDE/Pre-Primary Schools .....	1
1.2 Summary of National Enrolment for Public and Private ECCDE/Pre-Primary Schools by Ownership (Public/Private) and Gender (Male/Female).....	3
1.2.1 National Summary of ECCDE/Pre-Primary Schools Enrolment .....	3
1.3 National Enrolment for ECCDE/Pre-primary Schools by Location and Gender: 2021/2022 .....	4
1.4 Enrolment in ECCDE/Pre-Primary Schools by State, Location, Age, and Class: 2021/2022 .....	5
1.4 TEACHERS STATISTICS .....	23
1.5 Facilities.....	28
1.7 Statistics of Migrant Fishermen/Farmers ECCDE/Pre-Primary Schools .....	36
1.8 Statistics of Enrolment and Personnel in Nomadic ECCDE/Pre-Primary Schools.....	39
CHAPTER TWO.....	42
PRIMARY EDUCATION .....	42
2.0 Introduction .....	42
2.1 Summary of Public and Private Primary Schools .....	42
2.2 Number of Schools by State and Location .....	43
2.3 Public and Private Schools' Enrolment.....	44
2.3.1 Summary of National Enrolment for Public and Private Schools by Year, Sector..... and Gender .....	44
2.3.2 Summary of National Enrolment for Public and Private Schools by Sector, Location and Gender for the 2021/2022 Academic Year.....	45
2.3.3 Summary of National Enrolment by State, Location and Gender .....	46
2.3.4 Summary of National Enrolment by State, Grouped Age and Gender .....	48
2.3.4 Summary of National Enrolment by State, Single Age and Gender.....	52
2.3.5 Summary of National Enrolment by State, Class, and Gender.....	56
2.4 TEACHERS .....	60
2.4.1 Summary of Teachers' Statistics .....	60
2.4.2 Teachers' Statistics by State and Gender.....	61
2.5 Facilities.....	64
2.5.1 Number and Conditions of Classrooms by State .....	64
2.5.2 Number Toilets in Primary Schools by State .....	65
2.6 Special Needs Education in Inclusive Schools.....	68
2.6.1 Enrolments in Inclusive Schools by State, Impairment Type and Gender.....	68
2.7 Nomadic Education .....	72
2.8 Migrant Fishermen and Farmers' Education .....	75
2.9 School Well-Being.....	78
2.9.1 Rules, Regulations and Guidelines on Physical Safety, Stigma and Discrimination and Grievance /Disciplinary Procedures for Learners and Staff .....	78
2.9.2 Number of Learners and Staff that Received Training of School Health and Well-Being.....	80
2.10 Agricultural Education Training Programme.....	81
CHAPTER THREE: .....	82
JUNIOR SECONDARY EDUCATION .....	82
3.0 Introduction .....	82
3.1 Number of Junior Secondary Schools: 2017/2018 – 2021/2022.....	82
3.1.2 Number of Junior Secondary Schools by State, Sector and Location: 2021/2022.....	83
3.2.0 Enrolment: .....	84
3.2.1 Summary of National Enrolment in Junior Secondary Schools by Sector and Gender.....	84

3.3 Enrolment in Junior Secondary Schools by Sector, Gender and Location: 2021/2022.....	85
3.4 TEACHERS .....	101
FACILITIES:.....	106
SPECIAL NEEDS:.....	110
CHAPTER FOUR .....	116
SENIOR SECONDARY EDUCATION .....	116
4.0 Introduction.....	116
4.1 Number of Senior Secondary Schools .....	116
4.1.1 Number of Public and Private Senior Secondary Schools by State: 2021/2022 .....	117
4.2 Enrolment for Public and Private Senior Secondary.....	119
4.2.1 National Summary of Public and Private Senior Secondary Schools Enrolment.....	119
4.2.2: Enrolment by Location (Rural & Urban).....	120
4.2.3 Enrolment in Public Senior Secondary Schools by State, Location and Gender .....	120
4.2.4 Enrolment in Public and private Senior Secondary Schools by State, Age-Group and Gender....	124
4.2.5 Enrolment in Public, private and combined Senior Secondary Schools by State, Age and Gender .....	127
4.2.6 Enrolment in Public and private Senior Secondary Schools by State, Class and Gender .....	130
4.3 Statistics of Teachers.....	133
4.3.1 Summary of Public, Private and combined Senior Secondary Schools Teachers.....	133
4.3.2 Summary of Teachers and Qualified Teachers in Public Senior Secondary Schools.....	134
4.3.3 Summary of Teachers and Qualified Teachers in Public Senior Secondary Schools.....	135
4.4 Facilities.....	138
4.4.1 Number and Condition of Classrooms in Public and Private Senior Secondary Schools by State	138
4.4.2 Number of Toilets in Public Senior Secondary Schools by State, Usage and Gender .....	139
CHAPTER FIVE .....	142
TERTIARY EDUCATION .....	142
5.0 Introduction.....	142
5.1 UNIVERSITY.....	142
5.2 POLYTECHNIC.....	232
5.3 COLLEGES OF EDUCATION.....	268
5.3.1 Summary of Enrolment in Colleges of Education by Sex.....	268
5.4 NATIONAL TEACHERS INSTITUTION (NTI) .....	291
CHAPTER SIX.....	296
ADULT AND NON-FORMAL EDUCATION .....	296
6.0. Introduction:.....	296
CHAPTER SEVEN .....	306
EXAMINATION STATISTICS.....	306
7.0 Introduction.....	306
7.1.0 West African Examination Council (WAEC).....	306
7.2.0 National Examination Council (NECO).....	306
National Examination Council (NECO).....	306
7.3.0 National Business and Technical Examinations Board (NABTEB) .....	310
7.4.0 TEACHERS REGISTRATION COUNCIL OF NIGERIA (TRCN) .....	314
CHAPTER EIGHT.....	316
FUNDING OF EDUCATION .....	316
8.0 Introduction.....	316
8.2 UNIVERSAL BASIC EDUCATION COMMISSION .....	317
8.2.1 Universal Basic Education Fund .....	317
8.3 Tertiary Education Trust Fund .....	320
8.4 Scholarship Awards .....	323

## List of Tables

Table 1. 1: Number of Public and Private ECCDE/Pre-Primary Schools by Year:.....	1
Table 1. 2: Number of Public and Private ECCDE/Pre-Primary Schools by State and Location: 2021/2022 ..	2
Table 1. 3: Enrolment in Public and Private ECCDE/Pre-Primary Schools by Year and Gender: 2017/2018-2021/2022.....	3
Table 1. 4: Enrolment in Public and Private ECCDE/Pre-Primary Schools by Location and Gender: 2021/2022.....	4
Table 1. 5: Enrolment in Public ECCDE/Pre-Primary Schools by State, Location, and Gender: 2021/2022.....	5
Table 1. 6: Enrolment in Private ECCDE/Pre-Primary Schools by State, Location and Gender: 2021/2022.....	6
Table 1. 7: Enrolment in Public and Private ECCDE/Pre-Primary Schools by State, Location and Gender: 2021/2022.....	7
Table 1. 8: Enrolment In Public ECCDE/Pre-Primary Schools in Rural by State, Class and Gender: 2021/2022.....	8
Table 1. 9: Enrolment In Private ECCDE/Pre-Primary Schools in Rural by State, Class and Gender: 2021/2022.....	9
Table 1. 10: Enrolment In Public and Private ECCDE/Pre-Primary Schools in Rural by State, Class and Gender: 2021/2022.....	10
Table 1. 11: Enrolment In Public ECCDE/Pre-Primary Schools in Urban by State, Class and Gender: 2021/2022.....	11
Table 1. 12: Enrolment In Private ECCDE/Pre-Primary Schools in Urban by State, Class and Gender: 2021/2022.....	12
Table 1. 13: Enrolment In Public and Private ECCDE/Pre-Primary Schools in Urban by State, Class and Gender: 2021/2022.....	13
Table 1. 14: Enrolment In Public ECCDE/Pre-Primary Schools By State, Grouped Age And Gender: 2018/2019: 2021/2022.....	14
Table 1. 15: Enrolment In Private ECCDE/Pre-Primary Schools By State, Grouped Age And Gender: 2021/2022.....	15
Table 1. 16: Enrolment In Public And Private ECCDE/Pre-Primary Schools By State, Grouped Age And Gender: 2021/2022.....	16
Table 1. 17: Enrolment in Public ECCDE/Pre-Primary Schools By State, Single Age And Gender: 2021/2022.....	17
Table 1. 18: Enrolment in Private ECCDE/Pre-Primary Schools By State, Single Age And Gender: 2021/2022.....	18
Table 1. 19: Enrolment in Public and Private ECCDE/Pre-Primary Schools by State, Single Age and Gender: 2021/2022.....	19
Table 1. 20: Enrolment in Public ECCDE/Pre-Primary Schools by State, Class And Gender: 2021/2022 ..	20
Table 1. 21: Enrolment in Private ECCDE/Pre-Primary Schools by State, Class and Gender: 2021/2022.....	21
Table 1. 22: Enrolment in Public and Private ECCDE/Pre-Primary Schools by State, Class and Gender: 2021/2022.....	22
Table 1. 23: National Summary Public and Private Qualified ECCDE/Pre-Primary School Teachers by Year and Gender: 2017/2018 -2021/2022.....	23
Table 1. 24: Number of Teachers In Public And Private ECCDE/Pre-Primary Schools By State And Gender: 2021/2022.....	24
Table 1. 25: Number of Qualified Teachers in Public ECCDE/Pre-Primary Schools By State and Gender: 2021/2022.....	25
Table 1. 26: Number of Qualified Teachers In private ECCDE/Pre-Primary Schools By State and Gender: 2021/2022.....	26
Table 1. 27: Number of Qualified Teachers in Public and Private ECCDE/Pre-Primary Schools by State and Gender: 2021/2022.....	27
Table 1. 28: Number of Classrooms In Public And Private ECCDE/Pre-Primary By State And Condition:2021/2022.....	28
Table 1. 29: Number of Toilets in Public ECCDE/Pre-Primary Schools By State And Usage: 2021/2022 ..	29

Table 1. 30: Number of Toilets In Private ECCDE/Pre Primary Schools By State And Usage: 2021/2022.	30
Table 1. 31: Number of Toilets in Public and Private ECCDE/Pre-Primary Schools By State And Usage: 2021/2022.....	31
Table 1. 32: Table Special Needs Children In Inclusive Public ECCDE/Pre-Primary Schools By State, Impairment Type And Gender: 2021/2022 .....	32
Table 1. 33: Special Needs Children In Inclusive Private ECCDE/Pre-Primary Schools By State, Impairment Type and Gender: 2021/2022.....	34
Table 1. 34: Special Needs Children In Inclusive Public And Private ECCDE/Pre-Primary Schools By State, Impairment Type And Gender:2021/2022 .....	35
Table 1. 35: Migrant Fishermen/Farmers Schools by State, Enrolment and Personnel in Public ECCDE/Pre-Primary Schools:2021/2022 .....	36
Table 1. 36: Migrant Fishermen/Farmers Schools by State, Enrolment and Personnel in Private ECCDE/Pre-Primary Schools:2021/2022.....	37
Table 1. 37: Migrant Fishermen/Farmers Schools by State, Enrolment and Personnel in Public and Private ECCDE/Pre-Primary Schools: 2021/2022.....	38
Table 1. 38: Enrolment and Personnel in Public Nomadic ECCDE/Pre-Primary Schools by States & Gender .....	39
Table 1. 39: Enrolment and Personnel in Private Nomadic ECCDE/Pre-Primary Schools by States & Gender .....	40
Table 1. 40: Enrolment and Personnel In Public And Private Nomadic ECCDE/Pre-Primary Schools By States & Gender .....	41
Table 2. 1: NUMBER OF PRIMARY SCHOOLS BY SECTOR AND YEAR: 2017/2018-2021/2022 .....	42
Table 2. 2: NUMBER OF PRIMARY SCHOOLS BY STATE, SECTOR AND LOCATION: 2021/2022 .....	43
Table 2. 3: ENROLMENT IN PRIMARY SCHOOLS BY YEAR, SECTOR AND GENDER: 2017/2018-2021/2022.....	44
Table 2. 4: National Summary of Enrolment in Primary Schools by Sector, Location and Gender: 2021/2022.....	45
Table 2. 5: Enrolment in Public Primary Schools by State, Location and Gender 2021/2022.....	46
Table 2. 6: Enrolment in Private Primary Schools by State, Location and Gender 2021/2022 .....	47
Table 2. 7: Enrolment in Public and Private Primary Schools by State, Location and Gender 2021/2022 .....	48
Table 2. 8: Enrolment in Public Primary Schools by State, Grouped Age and Gender: 2021/2022 .....	49
Table 2. 9: Enrolment in Private Primary Schools by State, Grouped Age and Gender: 2021/2022 .....	50
Table 2. 10: Enrolment in Public and Private Primary Schools by State, Grouped Age and Gender: 2021/2022.....	51
Table 2. 11: Enrolment in Public Primary Schools by State, Single Age and Gender: 2021/2022 .....	53
Table 2. 12: Enrolment in Private Primary Schools by State, Single Age and Gender: 2021/2022 .....	54
Table 2. 13: Enrolment in Public and Private Primary Schools by State, Single Age and Gender: 2021/2022.....	55
Table 2.14:Enrolment in Public Primary Schools by State,ClassandGender:2021/2022 .....	57
Table 2.15:Enrolmentin Private Primary Schools by State, Class and Gender: 2021/2022 .....	58
Table 2.16:Enrolment in Public and Private Schools by State, Class and Gender: 2021/2022 .....	59
Table 2.17:National Summary on Public and Private qualified Primary School Teachers by Gender: ...	60
Table 2.18: Teachers in Public Primary Schools by State and Gender: 2021/2022.....	61
Table 2.19: Teachers in Private Primary Schools by State and Gender: 2021/2022.....	62
Table 2.20: Teachers in Public and Private Primary Schools by State and Gender: 2017/2018-2021/2022.....	63
Table 2.21: Number and Condition of Classrooms by State in Primary Schools: 2021/2022 .....	64
Table 2.22: Number of PublicToilets in Primary Schools by State: 2021/2022 .....	65
Table 2.23: Number of Private Toilets in Primary Schools by State: 2021/2022 .....	66
Table2.24: Number of Public and Private Toilets in Primary Schools by State: 2021/2022.....	67
Table 2.25: Special Needs Children in Inclusive Public School by State, Impairment Type and Gender: 2021/2022.....	69
Table2.26: Special Needs Children in Inclusive Private by State, Impairment Type and Gender: 2021/2022.....	70

Table 2.27: Special Needs Children in Inclusive Public and Private by State, Impairment Type and Gender: 2021/2022.....	71
Table 2.28: Enrolment and Personnel in Public Nomadic Primary Schools by States & Gender.....	72
Table 2.29:Enrolment and Personnel in Private Nomadic Primary Schools by States & Gender: 2021/2022.....	73
Table 2.30: Enrolment and Personnel in Public & Private Nomadic Primary Schools by States & Gender: 2021/2022.....	74
Table 2. 31: Migrant Fishermen/Farmers Schools by State, Enrolment and Personnel in Public Primary Schools: 2021/2022.....	75
Table 2. 32: Migrant Fishermen/Farmers Schools by State, Enrolment and Personnel in Private Primary Schools.....	76
Table 2. 33: Migrant Fishermen/Farmers Schools by State, Enrolment and Personnel in Public and Private Primary Schools.....	77
Table 2. 34: Number of Schools that have Rules, Regulations and Guidelines covering the following aspects of School Well-being (SWB) for staff and learners: 2021/2022 .....	79
Table 2. 35: Number of Learners and staff that received/participated in School Health Well-being (SHWB) in Schools: 2021/2022 .....	80
Table 2. 36: Number of Schools that are Beneficiaries of the Agricultural Education Training Programme (AETP) by Level.....	81
Table 3. 1: Number of Junior Secondary Schools by Year and Sector: 2017/2018 - 2021/2022.....	82
Table 3. 2: Number of Junior Secondary Schools by State, Sector and Location - 2021/2022 .....	83
Table 3. 3: Enrolment in Junior Secondary Schools by Sector and Gender: 2017/2018 - 2021/2022 ...	84
Table 3. 4: Enrolment in Junior Secondary Schools by Sector, Gender and Location: 2021/2022.....	85
Table 3. 5: Enrolment in Public Junior Secondary Schools by State, Location and Gender - 2021/2022 .....	86
Table 3. 6: Enrolment in Private Junior Secondary Schools by State, Location and Gender – 2021/2022 .....	87
Table 3. 7: Enrolment in Public and Private Junior Secondary Schools by State, Location and Gender – 2021/2022.....	88
Table 3. 8: Enrolment in Public Junior Secondary Schools by State, Class, Gender and Location - 2021/2022.....	89
Table 3. 9: Enrolment in Private Junior Secondary Schools by State, Class, Gender and Location - 2021/2022.....	90
Table 3. 10: Enrolment in Public and Private Junior Secondary Schools by State, Class, Gender and Location - 2021/2022 .....	91
Table 3. 11: Enrolment in Public Junior Secondary Schools by State, Grouped Age and Gender - 2021/2022.....	92
Table 3. 12: Enrolment in Private Junior Secondary Schools by State, Grouped Age and Gender - 2021/2022.....	93
Table 3. 13: Enrolment in Public and Private Junior Secondary Schools by State, Grouped Age and Gender - 2021/2022 .....	94
Table 3. 14: Enrolment in Public Junior Secondary Schools by State, Age and Gender - 2021/2022.....	95
Table 3. 15: Enrolment in Private Junior Secondary Schools by State, Age and Gender – 2021/2022...	96
Table 3. 16: Enrolment in Public and Private Junior Secondary Schools by State, Age and Gender - 2021/2022.....	97
Table 3. 17: Enrolment in Public Junior Secondary Schools by State, Class and Gender - 2021/2022 ...	98
Table 3. 18: Enrolment in Private Junior Secondary Schools by State, Class and Gender - 2021/2022.	99
Table 3. 19: Enrolment in Public and Private Junior Secondary Schools by State, Class and Gender - 2021/2022.....	100
Table 3. 20: National Summary on all teachers and qualified teachers in public and private Junior Secondary School Teachers by Gender: 2017/2018-2021/2022.....	101
Table 3. 21: Number of Teachers in Public and Private Junior Secondary Schools by State and Gender - 2021/2022.....	102
Table 3. 22: Number of All Teachers and Qualified Teachers in Public Junior Secondary Schools by State and Gender - 2021/2022.....	103
Table 3. 23: Number of All Teachers and Qualified Teachers in Private Junior Secondary Schools by	

State and Gender - 2021/2022.....	104
Table 3. 24: Number of All Teachers and Qualified Teachers in Public and Private Junior Secondary Schools by State and Gender - 2021/2022.....	105
Table 3. 25: Number and Condition of Classrooms in Junior Secondary School by State and Sector - 2021/2022.....	106
Table 3. 26: Number of Public Toilets in Junior Secondary Schools by State and Gender - 2021/2022.....	107
Table 3. 27: Number of Private Toilets in Junior Secondary Schools by State and Gender - 2021/2022.....	108
Table 3. 28: Number of Public and Private Toilets in Junior Secondary Schools by State and Gender - 2021/2022.....	109
Table 3. 29: Special Needs Children in Inclusive Public Junior Secondary Schools by State, Impairment Type and Gender: 2021/2022.....	110
Table 3. 30: Special Needs Children in Inclusive Private Junior Secondary Schools by State, Impairment Type and Gender: 2021/2022.....	111
Table 3. 31: Special Needs Children In Inclusive Public And Private Junior Secondary Schools By State, Impairment Type And Gender: 2021/2022.....	112
Table 3. 32: Number of Junior Secondary Schools that have Rules, Regulations and Guidelines covering the following aspects of School Well-being (SWB) for staff and learners.....	113
Table 3. 33: Number of Learners and staff that received/participated in School Health Well-being (SHWB) in Junior Secondary Schools: 2021/2022.....	114
Table 3. 34: Number of Junior Secondary Schools that are Beneficiaries of the Agricultural Education Training Programme (AETP) by Level.....	115
Table 4. 1: Number of Public and Private Senior Secondary Schools by Year: 2017/2018 - 2021/2022.....	116
Table 4. 2: Number of Public and Private Senior Secondary Schools by State and Location: 2021/2022.....	118
Table 4. 3: Enrolment in Public and Private Senior Secondary Schools by Sector and Gender: 2017/2018 - 2021/2022.....	119
Table 4. 4: Enrolment in Public and Private Senior Secondary Schools by Location and Gender: 2021/2022.....	120
Table 4. 5: Enrolment in Public Senior Secondary Schools by State, Location and Gender: 2021/2022.....	121
Table 4. 6: Enrolment in Private Senior Secondary Schools by State, Location and Gender: 2021/2022.....	122
Table 4. 7: Enrolment in Public and Private Senior Secondary Schools by State, Location and Gender: 2021/2022.....	123
Table 4. 8: Enrolment in Public Senior Secondary Schools by State, Age and Gender: 2021/2022.....	124
Table 4. 9: Enrolment in Private Senior Secondary Schools by State, Age and Gender: 2021/2022.....	125
Table 4. 10: Enrolment in Public and Private Senior Secondary Schools by State, Age and Gender: 2021/2022.....	126
Table 4. 11: Enrolment in Public Senior Secondary Schools by State, Age and Gender: 2021/2022.....	127
Table 4. 12: Enrolment in Private Senior Secondary Schools by State, Age and Gender: 2021/2022.....	128
Table 4. 13: Enrolment in Public and Private Senior Secondary Schools by State, Age and Gender: 2021/2022.....	129
Table 4. 14: Enrolment in Public Senior Secondary Schools by State, Class and Gender: 2021/2022.....	130
Table 4. 15: Enrolment in Private Senior Secondary Schools by State, Class and Gender: 2021/2022.....	131
Table 4. 16: Enrolment in Public and Private Senior Secondary Schools by State, Class and Gender: 2021/2022.....	132
Table 4. 17: National Summary Public and Private Qualified Senior Secondary Schools Teachers by Year and Gender:2017/2018 - 2021/2022.....	133
Table 4. 18: National Summary of Teachers and Qualified Teachers in Senior Secondary Schools by State and Gender: 2016/2017 - 2020/2021.....	134
Table 4. 19: Number of Teachers in Public Senior Secondary Schools by State and Gender: 2021/2022.....	135
Table 4. 20: Number of Teachers in Private Senior Secondary Schools by State and Gender: 2021/2022.....	

.....	136
Table 4. 21: Number of Teachers in Public and Private Senior Secondary Schools by State and Gender: 2021/2022.....	137
Table 4. 22: Number of Classrooms in Senior Secondary Schools by State, Sector and Condition: 2021/2022.....	138
Table 4. 23: Number of Toilets in Public Senior Secondary Schools by State, Usage and Gender: 2021/2022.....	139
Table 4. 24: Number of Toilets in Private Senior Secondary Schools by State and Gender: 2021/2022.....	140
Table 4. 25: Number of Toilets in Public and Private Senior Secondary Schools by State and Gender: 2021/2022.....	141
Table 5. 1: Summary of New Entrant by Ownership:2021.....	142
Table 5. 2: Summary of Enrolment by Ownership:2021.....	143
Table 5. 3: Federal Undergraduate New Entrants by University , Mode of Entry and Gender: 2021..	144
Table 5. 4: State Undergraduate New Entrants by University , Mode of Entry and Gender: 2021 .....	146
Table 5. 5: Private Undergraduate New Entrants by University , Mode of Entry and Gender: 2021...	148
Table 5. 6: Undergraduate New Entrants by Programme by Mode of Entry and Gender: 2021.....	149
Table 5. 7: Enrolment by Programme by Level and Gender: 2021 .....	155
Table 5. 8: Federal Enrolment by University, Level and Gender : 2021 .....	161
Table 5. 9State Enrolment by University, Level and Gender : 2021.....	163
Table 5. 10: Private Enrolment by University, Level and Gender : 2021 .....	165
Table 5. 11: Federal Full Time Undergraduate Enrolment by University by Level and Gender: 2021 .....	168
Table 5. 12: State Full Time Undergraduate Enrolment by University by Level and Gender: 2021	170
Table 5. 13: Private Full Time Undergraduate Enrolment by University by Level and Gender: 2021 .....	172
Table 5. 14: Federal Part Time Undergraduate Enrolment by University by Level and Gender: 2021	175
Table 5. 15: State Part Time Undergraduate Enrolment by University by Level and Gender: 2021 ....	177
Table 5. 16: Private Part Time Undergraduate Enrolment by University by Level and Gender: 2021	179
Table 5. 17: Federal Full Time Postgraduate Enrolment by University by Level and Gender: 2021....	182
Table 5. 18: State Full Time Postgraduate Enrolment by University by Level and Gender: 2021 .....	184
Table 5. 19: Private Full Time Postgraduate Enrolment by University by Level and Gender: 2021 ....	186
Table 5. 20: Federal Part Time Postgraduate Enrolment by University, Level and Gender; 2021.....	189
Table 5. 21: state Part Time Postgraduate Enrolment by University, Level and Gender; 2021 .....	191
Table 5. 22: Private Part Time Postgraduate Enrolment by University, Level and Gender; 2021 .....	193
Table 5. 23: Federal Graduate Output by University and Gender: 2021 .....	196
Table 5. 24: State Graduate Output by University and Gender: 2021 .....	198
Table 5. 25: Private Graduate Output by University and Gender: 2021.....	200
Table 5. 26: Graduate Output by Programme and Gender: 2021.....	203
Table 5. 27: Academic Staff by Programme by Rank and by Gender Ordered by Highest Number.....	210
Table 5. 28: Federal University Academic Staff by Rank and Gender : 2021 .....	218
Table 5. 29: State University Academic Staff by Rank and Gender : 2021.....	220
Table 5. 30: Private University Academic Staff by Rank and Gender : 2021 .....	222
Table 5. 31: Federal University Non-Academic Staff in All Units by Category and Gender : 2021.....	225
Table 5. 32: State University Non-Academic Staff in All Units by Category and Gender: 2021 .....	227
Table 5. 33: Private University Non-Academic Staff in All Units by Category and Gender: 2021.....	229
Table 5. 34: Number of Polytechnic by Ownership.....	232
Table 5. 35: Enrolments in Polytechnic by Ownership.....	232
Table 5. 36: Enrolments in Monotechnic by Ownership.....	233
Table 5. 37: Enrolments in specialized Institute by Ownership .....	233
Table 5. 38: Federal Polytechnic Enrolments by Institution, Level and Gender 2021/2022 .....	234
Table 5. 39: State Polytechnic Enrolments by Institution, Level and Gender 2021/2022 .....	235
Table 5. 40: Private Polytechnic Enrolments by Institution , Level and Gender 2021/2022.....	236
Table 5. 41: Federal Monotechnic Enrolments by Institution, Level and Gender 2021/2022 .....	236
Table 5. 42: State Monotechnic Enrolments by Institution, Level and Gender 2021/2022.....	237
Table 5. 43: Federal Special Institute Enrolments by Institution, Level and Gender 2021/2022.....	237



Table 5. 44: Federal Polytechnic Enrolments by Program, Level and Gender 2021/2022.....	238
Table 5. 45: State Polytechnic Enrolments by Program, Level and Gender 2021/2022 .....	242
Table 5. 46: Private Polytechnic Enrolments by Program, Level and Gender 2021/2022.....	247
Table 5. 47: Federal Monotechnic Enrolments by Program, Level and Gender .....	249
Table 5. 48: State Monotechnic Enrolments by Program, Level and Gender .....	250
Table 5. 49: Private Monotechnic Enrolments by Program, Level and Gender.....	252
Table 5. 50: Polytechnic FULL - Time Enrolments by Program , Level and Gender .....	253
Table 5. 51: Polytechnic Part - Time Enrolments by Program , Level and Gender .....	257
Table 5. 52: Monotechnic FULL - Time Enrolments by Program , Level and Gender .....	259
Table 5. 53: Monotechnic Part - Time Enrolments by Program , Level and Gender.....	261
Table 5. 54: PECIAL Institute FULL - Time Enrolments by Program , Level and Gender .....	262
Table 5. 55: Federal Polytechnic FULL - Time Out-Turn by Institution , Level and Gender .....	262
Table 5. 56: Federal Polytechnic Part - Time Out-Turn by Institution , Level and Gender.....	262
Table 5. 57: State Polytechnic FULL - Time Out-Turn by Institution , Level and Gender.....	263
Table 5. 58:State Polytechnic Part - Time Out-Turn by Institution , Level and Gender .....	264
Table 5. 59:Private Polytechnic FULL - Time Out-Turn by Institution , Level and Gender .....	264
Table 5. 60: Private Polytechnic Part - Time Out-Turn by Institution , Level and Gender .....	264
Table 5. 61: Federal Monotechnic FULL - Time Out-Turn by Institution , Level and Gender.....	264
Table 5. 62: State Monotechnic FULL - Time Out-Turn by Institution , Level and Gender .....	265
Table 5. 63: Fedral Polytechnic Teaching Staff by Institution , Qaulification and Gender.....	265
Table 5. 64: State Polytechnic Teaching Staff by Institution , Qaulification and Gender.....	266
Table 5. 65: Private Polytechnic Teaching Staff by Institution , Qaulification and Gender .....	267
Table 5. 66: Fedral Monotechnic Teaching Staff by Institution , Qaulification and Gender .....	267
Table 5. 67: State Monotechnic Teaching Staff by Institution , Qaulification and Gender .....	267
Table 5. 68: Summary of Enrolment in Colleges of Education by Sex .....	268
Table 5. 69: Federal Colleges of Education Enrolment by Institution, Level and Sex: 2020/2021.....	269
Table 5. 70: State Colleges of Education Enrolment by Institution, Level and Sex: 2020/2021 .....	270
Table 5. 71: Private Colleges of Education Enrolment by Institution, Level and Sex: 2020/2021.....	271
Table 5. 72: Other NCE Awarding Institutions Enrolment by Level and Sex: 2020/2021.....	273
Table 5. 73: Federal Colleges of Education Graduate Output by Institution, School and Sex: 2020/2021 .....	274
Table 5. 74: State Colleges of Education Graduate Output by Institution, School and Sex: 2020/2021 .....	275
Table 5. 75: Private Colleges of Education Graduate Output by Institution, School and Sex: 2020/2021 .....	277
Table 5. 76: Other NCE Awarding Institutions Graduate Output by Institution, School and Sex: 2020/2021 .....	279
Table 5. 77: Federal Colleges of Education Academic Staff Qualification by Institution and Sex: 2020/2021 .....	280
Table 5. 78: State Colleges of Education Academic Staff Qualification by Institution and Sex: 2020/2021 .....	281
Table 5. 79: Private Colleges of Education Academic Staff Qualification by Institution and Sex: 2020/2021 .....	283
Table 5. 80: Other NCE Awarding Institutions Academic Staff Qualification by Institution and Sex: 2020/2021 .....	286
Table 5. 81: Federal Colleges of Education Academic and Non-Academic Staff by Institution and Sex: 2020/2021 .....	287
Table 5. 82: State Colleges of Education Academic and Non-Academic Staff by Institution and Sex: 2020/2021 .....	288
Table 5. 83: Private Colleges of Education Academic and Non-Academic Staff by Institution and Sex: 2020/2021 .....	289
Table 5. 84: Other NCE Awarding Institutions Academic and Non-Academic Staff by Institution and Sex: 2020/2021.....	290
Table 5. 85: NCE DLS Enrolment by State, Cycle and Gender 2021/2022 .....	291
Table 5. 86: PTPP DLS Enrolment by State and Gender 2021/2022 .....	292
Table 5. 87: PGDE DLS Enrolment by State and Gender 2021/2022 .....	293

Table 5. 88: BDPs DLS Enrolment by State, Level and Gender 2021/2022 .....	294
Table 5. 89: ADE DLS Enrolment by State and Gender 2021/2022 .....	295
Table 6. 1: Summary of Enrolment in Adult Literacy Centres by Programmes and by Gender: 2020/2021 .....	296
Table 6. 2: Enrolment in Adult Literacy Centers by Programmes and by Gender: 2020/2021 .....	297
Table 6. 3: Summary of Distribution of Centers by Location and States, 2020/2021 .....	298
Table 6. 4: Distribution of Centers by States, Location and Programme: 20220/2021.....	299
Table 6. 5: Number of Facilitators by State and Gender 2020/2021.....	300
Table 6. 6: Facilitators Distribution By States, Educational Qualifications and Gender :2020/2021 ..	301
Table 6. 7: Facilitators Distribution by States, Status and Gender 2020/2021.....	303
Table 6. 8: Facilitators Distribution by Source of Salary/Allowances, Sex and State .....	304
Table 6. 9: Facilitators Distribution by Programmes, Sex and States.....	305
Table 7. 1: Number of Candidates that sat for NECO SSCE June/July Examination by Year, Sector & Gender 2017/2018 – 2021/2022.....	306
Table 7. 2: Public Schools Candidates' Performance in NECO SSCE by State and Gender June/July 2022 .....	307
Table 7. 3: Private Schools Candidates' Performance in NECO SSCE by State and Gender June/July 2022 .....	308
Table 7. 4: Candidates' Performance in NECO SSCE by State and Gender November/December 2022 .....	309
Table 7. 5: Candidates that sat for May/June NTC/NBC Examination by Year and Gender 2017/2018-2021/2022.....	310
Table 7. 6: Candidates that sat for May/June NTC/NBC Examination by Trade Subject: 2021/2022..	311
Table 7. 7: CANDIDATES PERFORMANCE IN THE NBC/NYC EXAMINATION: MAY/JUNE 2021/2022 .....	312
Table 7. 8: CANDIDATES PERFORMANCE IN THE ANBC/ANTC EXAMINATION: NOV/DEC 2021/2022 .....	313
Table 7. 9: Summary of TRCN Registered Members: 2017/2018-2021/2022 .....	314
Table 7. 10: TRCN Registered Members by State, Sector and Gender 2022.....	315
Table 8. 1: Federal Ministry of Education Recurrent and Capital Budget, 2018-2022 .....	316
Table 8. 2: National Summary of Disbursed and Unaccessed Matching Grants by UBEC to States (2017-2021) .....	317
Table 8. 3: Matching Grants Allocation to States 2020/2021.....	317
Table 8. 4: Matching Grants Disbursement to States: 2020/2021.....	318
Table 8. 5: Matching Grants Unassessed to States: 2020/2021.....	318
Table 8. 6: Lodgement of Counterpart Fund by States for the Year 2019-2021.....	319
Table 8. 7: Summary of Tertiary Education Trust Fund Interventions in Tertiary Institutions: 2019-2021 .....	320
Table 8. 8: Summary of Tertiary Education Trust Fund Interventions for Physical Infrastructure/Programmes Upgrade in Tertiary Institutions: 2020/2021.....	321
Table 8. 9: Summary of Tertiary Education Trust Fund Interventions for Academic Staff and development in Tertiary Institutions: 2020/2021 .....	321
Table 8. 10: Summary of Tertiary Education Trust Fund Interventions for Library Development in Tertiary Institutions: 2020/2021.....	321
Table 8. 11: Summary of Tertiary Education Trust Fund Interventions for ICT in Tertiary Institutions: 2020/2021.....	322
Table 8. 12: Summary of Tertiary Education Trust Fund Interventions for Academic Research Journal in Tertiary Institutions: 2020/2021.....	322
Table 8. 13: Summary of Tertiary Education Trust Fund for Teaching Practice Supervision in Tertiary Institution: 2020-2021.....	322
Table 8. 14: Summary of Nigeria Award Scholarship Awards: 2019/2020, 2020/2021.....	323
Table 8. 15: Summary of Bilateral Education Agreement (BEA) Awards from 2020/2021 .....	324
Table 8. 16: Summary of Commonwealth Scholarship and Fellowship Awards from 2020/2021.....	324
Table 8. 17: Summary of Nigeria Award Scholarship Awards: 2020/2021.....	324

## List of Figures

Figure 1. 1: Number of Public and Private ECCDE/Pre-Primary Schools by Year: 2017/2018 - 2021/2022.....	1
Figure 1. 2: Enrolment In Public and Private ECCDE/Pre-Primary Schools by Year and Gender: 2017/2018-2021/2022 .....	3
Figure 1. 3: Enrolment In Public And Private ECCDE/Pre-Primary Schools By Location And Gender: 2021/2022.....	4
Figure 1. 4: National Summary Public And Private Qualified ECCDE/Pre-Primary School Teachers By Year And Gender: 2017/2018 -2021/2022.....	23
Figure 2. 1: Number of Public and Private Primary Schools: 2017/2018-2021/2022.....	42
Figure 2. 2: Enrolment in Public and Private Primary Schools by Year, Sector and Gender: 2017/2018-2021/2022.....	44
Figure 2. 3: Enrolment in Public and Private Schools by Location and Gender: 2021/2022.....	45
Figure 2.4: National Summary of School Teachers and Qualified Teachers by Gender: 2017/2018-2021/2022.....	60
Figure 3. 1: Number of Schools in Junior Secondary School by Year and Sector: 2017/2018 - 2021/2022.....	82
Figure 3. 2: Enrolment Trend in Junior Secondary Schools by Sector and Gender: 2017/2018 - 2021/2022.....	84
Figure 3. 3: Enrolment in Junior Secondary Schools by Sector, Location and Gender: 2020/2021.....	85
Figure 3. 4: Trend of Public and Private Junior Secondary School Teachers and Qualified Teachers by Year: 2017/2018 - 2021/2022.....	101
Figure 4. 1: Number of Public and Private Senior Secondary School by Year: 2017/2018 - 2021/2022.....	116
Figure 4. 2: Number of Public and Private Senior Secondary School by Year: 2017/2018 - 2021/2022.....	119
Figure 4. 3: Enrolment in Public and Private Senior Secondary Schools by Location and Gender: 2021/2022.....	120
Figure 4. 4: National Summary Public and Private Qualified Senior Secondary Schools Teachers by Year and Gender: 2017/2018 - 2021/2022.....	133
Figure 4. 5: National Summary Public and Private Qualified Senior Secondary Schools Teachers by Year and Gender: 2017/2018 - 2021/2022.....	134
Figure 6. 1: Summary of Enrolment by Programmes and Gender: 2020/2021.....	296
Figure 6. 2: Summary of Distribution of Centers by Location and States, 2020/2021 .....	298
Figure 7. 1: Number of Candidates that sat for NECO SSCE June/July Examination by Year, Sector & Gender 2013/2014 - 2017/201.....	306
Figure 7. 2: Candidates that sat for May/June NTC/NBC Examination by Year and Gender 2017/2018-2021/2022.....	310
Figure 7. 3: Summary of TRCN Registered Members: 2017/2018-2021/2022.....	314

# CHAPTER ONE

## EARLY CHILDHOOD CARE DEVELOPMENT AND PRE-PRIMARY EDUCATION

### 1.0 Introduction

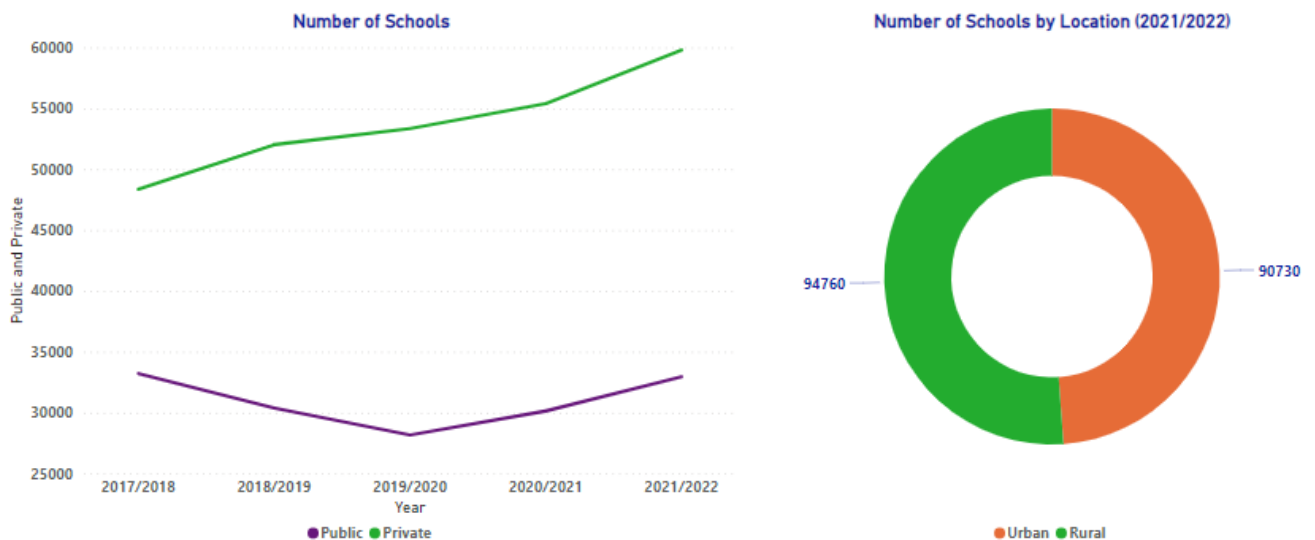
Early Childhood care development education (ECCDE) in Nigeria is provided nationwide in both public and private schools. The ECCD covers Creche, Nursery/Kindergarten for children aged 0-4 years old, while the one-year compulsory pre-primary education is for children aged 5 years, preparatory for primary education. This Chapter presents the Statistics for 2021/2022 on ECCD and Pre-primary Schools.

### 1.1 Number of Schools ECCDE/Pre-Primary Schools

Table 1.1 shows the summary of the number of public and private ECCDE and pre-primary schools for five academic years - 2017/2018 – 2020/2022 while Figure 1.1 presents the trend for the five sessions graphically. Table 1.2 represents the statistics on the number of Schools by State.

**Table 1. 1: Number of Public and Private ECCDE/Pre-Primary Schools by Year: 2017/2018 - 2021/2022**

Year	Public	Private	Total
2017/2018	33,214	48,348	81,562
2018/2019	30,387	52,017	82,404
2019/2020	28,167	53,351	81,518
2020/2021	30,139	55,384	85,523
2021/2022	32,950	59,795	92,745



**Figure 1. 1: Number of Public and Private ECCDE/Pre-Primary Schools by Year: 2017/2018 - 2021/2022**

**Table 1. 2: Number of Public and Private ECCDE/Pre-Primary Schools by State and Location: 2021/2022**

State	Public			Private			Both		
	Rural	Urban	Total	Rural	Urban	Total	Rural	Urban	Total
Abia	747	149	896	1,164	670	1,834	1,911	819	2,730
Adamawa	257	144	401	291	359	650	548	503	1,051
Akwa-Ibom	870	244	1,114	1,038	580	1,618	1,908	824	2,732
Anambra	702	336	1,038	750	797	1,547	1,452	1,133	2,585
Bauchi	300	125	425	201	254	455	501	379	880
Bayelsa	104	37	141	269	627	896	373	664	1,037
Benue	346	103	449	642	629	1,271	988	732	1,720
Borno	201	161	362	86	348	434	287	509	796
Cross River	921	146	1,067	595	574	1,169	1,516	720	2,236
Delta	448	243	691	672	1,171	1,843	1,120	1,414	2,534
Ebonyi	469	134	603	525	245	770	994	379	1,373
Edo	630	143	773	386	444	830	1,016	587	1,603
Ekiti	340	422	762	397	891	1,288	737	1,313	2,050
Enugu	996	181	1,177	1,023	629	1,652	2,019	810	2,829
FCT	316	96	412	960	1,044	2,004	1,276	1,140	2,416
Gombe	218	111	329	197	238	435	415	349	764
Imo	1,104	171	1,275	928	256	1,184	2,032	427	2,459
Jigawa	1,968	287	2,255	107	258	365	2,075	545	2,620
Kaduna	1,999	292	2,291	582	1,220	1,802	2,581	1,512	4,093
Kano	2,560	693	3,253	491	1,510	2,001	3,051	2,203	5,254
Katsina	1,470	279	1,749	234	464	698	1,704	743	2,447
Kebbi	226	154	380	131	289	420	357	443	800
Kogi	255	146	401	632	555	1,187	887	701	1,588
Kwara	675	255	930	534	955	1,489	1,209	1,210	2,419
Lagos	192	834	1,026	2,576	7,948	10,524	2,768	8,782	11,550
Nassarawa	152	103	255	899	847	1,746	1,051	950	2,001
Niger	499	251	750	778	908	1,686	1,277	1,159	2,436
Ogun	595	594	1,189	1,811	2,748	4,559	2,406	3,342	5,748
Ondo	790	414	1,204	1,184	1,346	2,530	1,974	1,760	3,734
Osun	9	39	48	425	1,360	1,785	434	1,399	1,833
Oyo	1,164	1,104	2,268	1,059	2,717	3,776	2,223	3,821	6,044
Plateau	937	164	1,101	628	494	1,122	1,565	658	2,223
Rivers	408	195	603	863	1,723	2,586	1,271	1,918	3,189
Sokoto	444	147	591	28	172	200	472	319	791
Taraba	127	105	232	450	552	1,002	577	657	1,234
Yobe	74	61	135	13	127	140	87	188	275
Zamfara	249	125	374	69	228	297	318	353	671
<b>National</b>	<b>23,762</b>	<b>9,188</b>	<b>32,950</b>	<b>23,618</b>	<b>36,177</b>	<b>59,795</b>	<b>47,380</b>	<b>45,365</b>	<b>92,745</b>

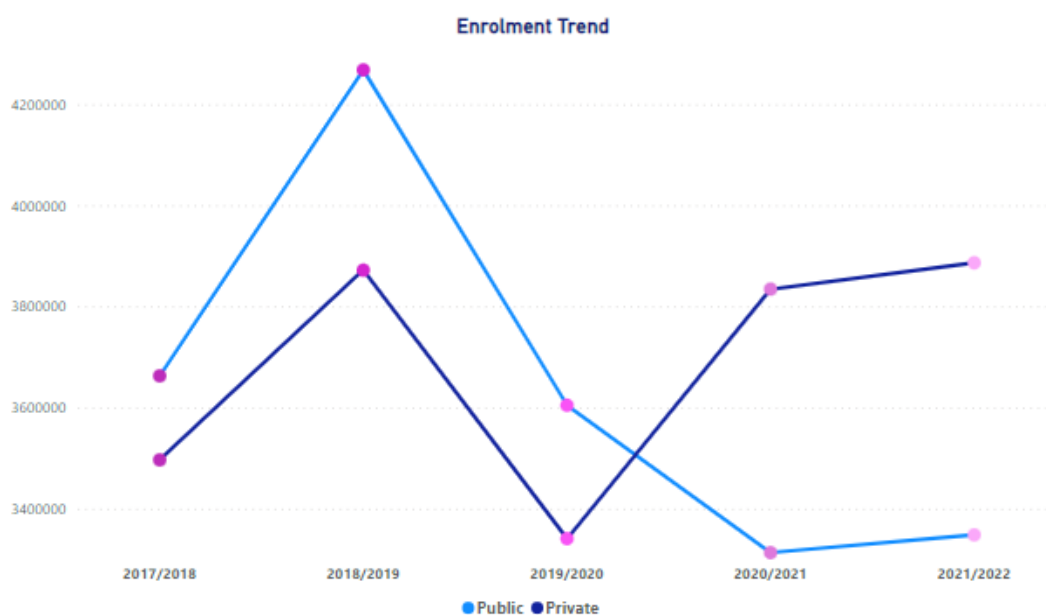
## 1.2 Summary of National Enrolment for Public and Private ECCDE/Pre-Primary Schools by Ownership (Public/Private) and Gender (Male/Female)

Table 1.3 presents the trend in statistics of enrolment from 2017/2018 – 2021/2022 while Figure 1.2 illustrates the enrolment trend from 2017/2018 – 2020/2022 .

### 1.2.1 National Summary of ECCDE/Pre-Primary Schools Enrolment

**Table 1. 3: Enrolment in Public and Private ECCDE/Pre-Primary Schools by Year and Gender: 2017/2018-2021/2022**

Year	Public			Private			Both		
	Male	Female	Total	Male	Female	Total	Male	Female	Total
2017/2018	1,834,002	1,828,774	3,662,776	1,754,602	1,741,884	3,496,486	3,588,604	3,570,658	7,159,262
2018/2019	2,120,259	2,147,885	4,268,144	1,807,499	2,064,499	3,871,998	3,927,758	4,212,384	8,140,142
2019/2020	1,799,682	1,804,893	3,604,575	1,670,223	1,670,520	3,340,743	3,469,905	3,475,413	6,945,318
2020/2021	1,656,359	1,656,658	3,313,017	1,912,993	1,921,392	3,834,385	3,569,352	3,578,050	7,147,402
2021/2022	1,692,774	1,655,338	3,348,112	1,967,753	1,918,830	3,886,583	3,660,527	3,574,168	7,234,695



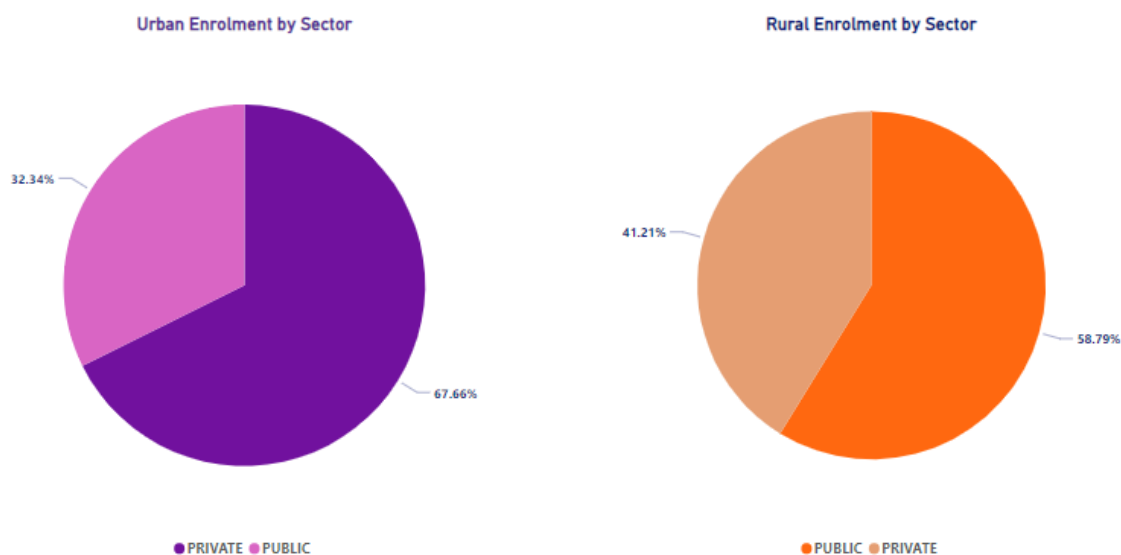
**Figure 1. 2: Enrolment In Public and Private ECCDE/Pre-Primary Schools by Year and Gender: 2017/2018-2021/2022**

### 1.3 National Enrolment for ECCDE/Pre-primary Schools by Location and Gender: 2021/2022

Table 1.4 shows the statistics on enrolment in public and private ECCDE and pre-primary schools by location and gender while Figure 1.3 illustrates the statistics on enrolment in public and private ECCDE and pre-primary schools by location and gender.

**Table 1. 4: Enrolment in Public and Private ECCDE/Pre-Primary Schools by Location and Gender: 2021/2022**

Level	Rural			Urban		
	Male	Female	Total	Male	Female	Total
Public	1,136,117	1,105,485	2,241,602	556,657	549,853	1,106,510
Private	793,191	778,363	1,571,554	1,174,562	1,140,467	2,315,029
Total	1,929,308	1,883,848	3,813,156	1,731,219	1,690,320	3,421,539



**Figure 1. 3: Enrolment In Public And Private ECCDE/Pre-Primary Schools By Location And Gender: 2021/2022**

## 1.4 Enrolment in ECCDE/Pre-Primary Schools by State, Location, Age, and Class: 2021/2022

Tables 1.5 – 1.7 indicate enrolment in public and private ECCDE/Pre-Primary schools by State, Location, and Gender while Tables 1.8 – 1.13 indicate the enrolment in public and private ECCDE/Pre-Primary Schools by State, Class, and Gender. The Enrolments by State, Age, and Gender are presented on Tables 1.14 - 1.22

**Table 1. 5: Enrolment in Public ECCDE/Pre-Primary Schools by State, Location, and Gender: 2021/2022**

State	Rural			Urban			Both		
	Male	Female	Total	Male	Female	Total	Male	Female	Total
Abia	35,947	35,367	71,314	7,372	7,753	15,125	43,319	43,120	86,439
Adamawa	13,505	13,474	26,979	10,379	10,758	21,137	23,884	24,232	48,116
Akwa-Ibom	112,925	119,054	231,979	37,078	39,635	76,713	150,003	158,689	308,692
Anambra	29,177	28,810	57,987	16,136	16,098	32,234	45,313	44,908	90,221
Bauchi	14,521	13,304	27,825	11,714	11,715	23,429	26,235	25,019	51,254
Bayelsa	2,898	2,892	5,790	1,061	1,074	2,135	3,959	3,966	7,925
Benue	6,147	5,369	11,516	2,818	2,524	5,342	8,965	7,893	16,858
Borno	8,807	9,150	17,957	16,454	18,562	35,016	25,261	27,712	52,973
Cross River	18,814	18,603	37,417	5,731	5,058	10,789	24,545	23,661	48,206
Delta	13,717	13,225	26,942	11,502	11,672	23,174	25,219	24,897	50,116
Ebonyi	13,005	12,832	25,837	5,152	5,196	10,348	18,157	18,028	36,185
Edo	23,158	22,278	45,436	9,206	9,349	18,555	32,364	31,627	63,991
Ekiti	9,239	8,209	17,448	12,145	11,097	23,242	21,384	19,306	40,690
Enugu	29,522	29,789	59,311	6,181	6,615	12,796	35,703	36,404	72,107
FCT	9,608	8,643	18,251	6,210	6,026	12,236	15,818	14,669	30,487
Gombe	12,767	10,777	23,544	8,161	7,593	15,754	20,928	18,370	39,298
Imo	98,239	106,778	205,017	16,904	20,048	36,952	115,143	126,826	241,969
Jigawa	76,918	76,946	153,864	20,108	20,013	40,121	97,026	96,959	193,985
Kaduna	108,630	98,624	207,254	33,349	31,952	65,301	141,979	130,576	272,555
Kano	151,579	148,744	300,323	47,192	41,462	88,654	198,771	190,206	388,977
Katsina	93,609	83,716	177,325	28,107	26,440	54,547	121,716	110,156	231,872
Kebbi	7,101	5,183	12,284	9,080	7,810	16,890	16,181	12,993	29,174
Kogi	6,196	5,327	11,523	3,188	2,883	6,071	9,384	8,210	17,594
Kwara	15,220	12,424	27,644	11,176	9,736	20,912	26,396	22,160	48,556
Lagos	5,716	5,288	11,004	22,083	20,789	42,872	27,799	26,077	53,876
Nassarawa	5,978	5,050	11,028	5,655	5,249	10,904	11,633	10,299	21,932
Niger	18,553	15,318	33,871	17,172	16,021	33,193	35,725	31,339	67,064
Ogun	12,943	11,914	24,857	23,407	21,577	44,984	36,350	33,491	69,841
Ondo	21,943	21,918	43,861	12,734	12,027	24,761	34,677	33,945	68,622
Osun	117	83	200	955	717	1,672	1,072	800	1,872
Oyo	76,027	81,933	157,960	89,815	96,902	186,717	165,842	178,835	344,677
Plateau	26,730	25,479	52,209	9,835	9,826	19,661	36,565	35,305	71,870
Rivers	14,121	14,392	28,513	7,433	7,544	14,977	21,554	21,936	43,490
Sokoto	21,096	16,582	37,678	10,046	9,343	19,389	31,142	25,925	57,067
Taraba	6,071	5,782	11,853	6,118	5,865	11,983	12,189	11,647	23,836
Yobe	5,925	6,262	12,187	7,695	7,906	15,601	13,620	14,168	27,788
Zamfara	9,648	5,966	15,614	7,305	5,018	12,323	16,953	10,984	27,937
<b>National</b>	<b>1,136,117</b>	<b>1,105,485</b>	<b>2,241,602</b>	<b>556,657</b>	<b>549,853</b>	<b>1,106,510</b>	<b>1,692,774</b>	<b>1,655,338</b>	<b>3,348,112</b>



**Table 1. 6: Enrolment in Private ECCDE/Pre-Primary Schools by State, Location and Gender: 2021/2022**

State	Rural			Urban			Both		
	Male	Female	Total	Male	Female	Total	Male	Female	Total
Abia	35,523	37,304	72,827	25,238	25,498	50,736	60,761	62,802	123,563
Adamawa	14,013	13,047	27,060	18,947	18,115	37,062	32,960	31,162	64,122
Akwa-Ibom	54,070	57,940	112,010	26,737	28,083	54,820	80,807	86,023	166,830
Anambra	27,942	28,993	56,935	34,294	33,974	68,268	62,236	62,967	125,203
Bauchi	8,698	8,008	16,706	11,685	11,971	23,656	20,383	19,979	40,362
Bayelsa	7,905	7,751	15,656	18,401	18,496	36,897	26,306	26,247	52,553
Benue	30,232	29,360	59,592	31,791	31,757	63,548	62,023	61,117	123,140
Borno	4,442	4,595	9,037	29,467	27,211	56,678	33,909	31,806	65,715
Cross River	26,726	27,085	53,811	22,903	22,922	45,825	49,629	50,007	99,636
Delta	21,960	21,697	43,657	42,652	42,928	85,580	64,612	64,625	129,237
Ebonyi	21,710	22,303	44,013	10,504	11,073	21,577	32,214	33,376	65,590
Edo	13,748	13,390	27,138	15,742	15,411	31,153	29,490	28,801	58,291
Ekiti	9,345	8,692	18,037	20,180	18,704	38,884	29,525	27,396	56,921
Enugu	32,580	34,048	66,628	23,057	22,730	45,787	55,637	56,778	112,415
FCT	25,894	24,282	50,176	32,197	30,508	62,705	58,091	54,790	112,881
Gombe	6,928	6,657	13,585	9,404	9,593	18,997	16,332	16,250	32,582
Imo	33,386	34,307	67,693	11,526	11,570	23,096	44,912	45,877	90,789
Jigawa	4,443	4,433	8,876	11,738	11,449	23,187	16,181	15,882	32,063
Kaduna	29,549	25,125	54,674	59,562	54,174	113,736	89,111	79,299	168,410
Kano	27,071	27,155	54,226	66,901	64,080	130,981	93,972	91,235	185,207
Katsina	11,277	10,425	21,702	27,260	23,202	50,462	38,537	33,627	72,164
Kebbi	7,178	6,416	13,594	16,078	15,199	31,277	23,256	21,615	44,871
Kogi	17,612	17,784	35,396	16,245	16,806	33,051	33,857	34,590	68,447
Kwara	16,878	15,938	32,816	27,614	27,064	54,678	44,492	43,002	87,494
Lagos	45,497	43,268	88,765	163,370	158,248	321,618	208,867	201,516	410,383
Nassarawa	32,557	31,214	63,771	31,299	31,255	62,554	63,856	62,469	126,325
Niger	29,336	26,841	56,177	32,710	31,000	63,710	62,046	57,841	119,887
Ogun	35,882	35,546	71,428	60,437	59,162	119,599	96,319	94,708	191,027
Ondo	31,792	31,299	63,091	33,967	33,173	67,140	65,759	64,472	130,231
Osun	12,643	11,363	24,006	38,388	36,144	74,532	51,031	47,507	98,538
Oyo	32,969	31,311	64,280	84,957	82,874	167,831	117,926	114,185	232,111
Plateau	26,595	26,655	53,250	21,633	21,993	43,626	48,228	48,648	96,876
Rivers	28,820	28,512	57,332	43,872	43,024	86,896	72,692	71,536	144,228
Sokoto	1,524	1,283	2,807	7,677	7,232	14,909	9,201	8,515	17,716
Taraba	22,477	21,075	43,552	27,233	25,584	52,817	49,710	46,659	96,369
Yobe	661	674	1,335	8,989	9,457	18,446	9,650	10,131	19,781
Zamfara	3,328	2,587	5,915	9,907	8,803	18,710	13,235	11,390	24,625
<b>National</b>	<b>793,191</b>	<b>778,363</b>	<b>1,571,554</b>	<b>1,174,562</b>	<b>1,140,467</b>	<b>2,315,029</b>	<b>1,967,753</b>	<b>1,918,830</b>	<b>3,886,583</b>

**Table 1. 7: Enrolment in Public and Private ECCDE/Pre-Primary Schools by State, Location and Gender: 2021/2022**

State	Rural			Urban			Both		
	Male	Female	Total	Male	Female	Total	Male	Female	Total
Abia	71,470	72,671	144,141	32,610	33,251	65,861	104,080	105,922	210,002
Adamawa	27,518	26,521	54,039	29,326	28,873	58,199	56,844	55,394	112,238
Akwa-Ibom	166,995	176,994	343,989	63,815	67,718	131,533	230,810	244,712	475,522
Anambra	57,119	57,803	114,922	50,430	50,072	100,502	107,549	107,875	215,424
Bauchi	23,219	21,312	44,531	23,399	23,686	47,085	46,618	44,998	91,616
Bayelsa	10,803	10,643	21,446	19,462	19,570	39,032	30,265	30,213	60,478
Benue	36,379	34,729	71,108	34,609	34,281	68,890	70,988	69,010	139,998
Borno	13,249	13,745	26,994	45,921	45,773	91,694	59,170	59,518	118,688
Cross River	45,540	45,688	91,228	28,634	27,980	56,614	74,174	73,668	147,842
Delta	35,677	34,922	70,599	54,154	54,600	108,754	89,831	89,522	179,353
Ebonyi	34,715	35,135	69,850	15,656	16,269	31,925	50,371	51,404	101,775
Edo	36,906	35,668	72,574	24,948	24,760	49,708	61,854	60,428	122,282
Ekiti	18,584	16,901	35,485	32,325	29,801	62,126	50,909	46,702	97,611
Enugu	62,102	63,837	125,939	29,238	29,345	58,583	91,340	93,182	184,522
FCT	35,502	32,925	68,427	38,407	36,534	74,941	73,909	69,459	143,368
Gombe	19,695	17,434	37,129	17,565	17,186	34,751	37,260	34,620	71,880
Imo	131,625	141,085	272,710	28,430	31,618	60,048	160,055	172,703	332,758
Jigawa	81,361	81,379	162,740	31,846	31,462	63,308	113,207	112,841	226,048
Kaduna	138,179	123,749	261,928	92,911	86,126	179,037	231,090	209,875	440,965
Kano	178,650	175,899	354,549	114,093	105,542	219,635	292,743	281,441	574,184
Katsina	104,886	94,141	199,027	55,367	49,642	105,009	160,253	143,783	304,036
Kebbi	14,279	11,599	25,878	25,158	23,009	48,167	39,437	34,608	74,045
Kogi	23,808	23,111	46,919	19,433	19,689	39,122	43,241	42,800	86,041
Kwara	32,098	28,362	60,460	38,790	36,800	75,590	70,888	65,162	136,050
Lagos	51,213	48,556	99,769	185,453	179,037	364,490	236,666	227,593	464,259
Nassarawa	38,535	36,264	74,799	36,954	36,504	73,458	75,489	72,768	148,257
Niger	47,889	42,159	90,048	49,882	47,021	96,903	97,771	89,180	186,951
Ogun	48,825	47,460	96,285	83,844	80,739	164,583	132,669	128,199	260,868
Ondo	53,735	53,217	106,952	46,701	45,200	91,901	100,436	98,417	198,853
Osun	12,760	11,446	24,206	39,343	36,861	76,204	52,103	48,307	100,410
Oyo	108,996	113,244	222,240	174,772	179,776	354,548	283,768	293,020	576,788
Plateau	53,325	52,134	105,459	31,468	31,819	63,287	84,793	83,953	168,746
Rivers	42,941	42,904	85,845	51,305	50,568	101,873	94,246	93,472	187,718
Sokoto	22,620	17,865	40,485	17,723	16,575	34,298	40,343	34,440	74,783
Taraba	28,548	26,857	55,405	33,351	31,449	64,800	61,899	58,306	120,205
Yobe	6,586	6,936	13,522	16,684	17,363	34,047	23,270	24,299	47,569
Zamfara	12,976	8,553	21,529	17,212	13,821	31,033	30,188	22,374	52,562
<b>National</b>	<b>1,929,308</b>	<b>1,883,848</b>	<b>3,813,156</b>	<b>1,731,219</b>	<b>1,690,320</b>	<b>3,421,539</b>	<b>3,660,527</b>	<b>3,574,168</b>	<b>7,234,695</b>

**Table 1. 8: Enrolment In Public ECCDE/Pre-Primary Schools in Rural by State, Class and Gender: 2021/2022**

State	Play Group		Nursery 1		Nursery 2		Nursery 3/ 1-year Pre-Primary		Total		
	Male	Female	Male	Female	Male	Female	Male	Female	Male	Female	Total
Abia	4,427	4,316	10,982	10,476	10,436	10,561	10,102	10,014	35,947	35,367	71,314
Adamawa	1,669	1,535	5,395	5,472	4,108	4,130	2,333	2,337	13,505	13,474	26,979
Akaw Ibom	8,157	7,676	41,023	43,235	33,270	35,572	30,475	32,571	112,925	119,054	231,979
Anambra	4,399	4,258	8,680	8,447	8,177	7,915	7,921	8,190	29,177	28,810	57,987
Bauchi	1,077	967	6,665	6,318	4,584	4,038	2,195	1,981	14,521	13,304	27,825
Bayelsa	257	280	1,088	1,161	825	713	728	738	2,898	2,892	5,790
Benue	927	999	2,049	1,976	2,088	1,242	1,083	1,152	6,147	5,369	11,516
Borno	435	404	3,303	3,516	2,939	3,178	2,130	2,052	8,807	9,150	17,957
Cross Rivers	2,256	2,499	6,259	6,607	5,915	5,092	4,384	4,405	18,814	18,603	37,417
Delta	813	878	5,150	5,102	4,723	4,376	3,031	2,869	13,717	13,225	26,942
Ebonyi	801	1,047	4,752	5,078	4,020	3,143	3,432	3,564	13,005	12,832	25,837
Edo	814	1,287	8,067	7,619	7,421	6,842	6,856	6,530	23,158	22,278	45,436
Ekiti	2,276	2,153	2,954	2,858	3,395	2,710	614	488	9,239	8,209	17,448
Enugu	1,709	2,035	10,467	10,299	9,551	9,073	7,795	8,382	29,522	29,789	59,311
FCT	623	687	4,143	3,755	3,489	2,913	1,353	1,288	9,608	8,643	18,251
Gombe	1,459	1,295	5,337	4,578	4,103	3,194	1,868	1,710	12,767	10,777	23,544
Imo	1,350	5,686	33,853	33,854	31,853	32,205	31,183	35,033	98,239	106,778	205,017
Jigawa	9,896	9,758	14,236	14,280	8,135	7,113	44,651	45,795	76,918	76,946	153,864
Kaduna	10,317	10,186	39,678	37,662	29,218	28,553	29,417	22,223	108,630	98,624	207,254
Kano	12,447	12,787	41,057	42,678	20,926	21,180	77,149	72,099	151,579	148,744	300,323
Katsina	3,111	3,418	37,735	37,913	22,635	19,627	30,128	22,758	93,609	83,716	177,325
Kebbi	1,172	663	2,519	1,954	1,585	1,097	1,825	1,469	7,101	5,183	12,284
Kogi	644	567	2,398	2,343	2,425	1,720	729	697	6,196	5,327	11,523
Kwara	1,427	1,317	3,579	3,490	5,222	2,957	4,992	4,660	15,220	12,424	27,644
Lagos	88	220	1,860	1,704	1,852	1,536	1,916	1,828	5,716	5,288	11,004
Nasarawa	1,134	995	2,132	2,028	2,022	1,401	690	626	5,978	5,050	11,028
Niger	2,207	1,706	7,723	6,475	5,447	4,225	3,176	2,912	18,553	15,318	33,871
Ogun	1,509	1,603	4,065	3,760	6,375	5,532	994	1,019	12,943	11,914	24,857
Ondo	2,309	2,328	6,261	6,687	7,437	6,543	5,936	6,360	21,943	21,918	43,861
Osun	24	11	29	16	42	12	22	44	117	83	200
Oyo	1,335	2,485	13,593	14,867	22,571	22,598	38,528	41,983	76,027	81,933	157,960
Plateau	4,130	4,317	10,230	10,040	8,360	7,018	4,010	4,104	26,730	25,479	52,209
Rivers	1,269	1,349	4,862	5,124	4,819	4,633	3,171	3,286	14,121	14,392	28,513
Sokoto	3,761	2,786	7,297	5,895	4,472	3,359	5,566	4,542	21,096	16,582	37,678
Taraba	1,106	1,062	2,097	2,094	1,768	1,664	1,100	962	6,071	5,782	11,853
Yobe	420	474	2,362	2,854	2,186	2,132	957	802	5,925	6,262	12,187
Zamfara	878	586	3,354	2,230	2,520	983	2,896	2,167	9,648	5,966	15,614
<b>National</b>	<b>92,633</b>	<b>96,620</b>	<b>367,234</b>	<b>364,445</b>	<b>300,914</b>	<b>280,780</b>	<b>375,336</b>	<b>363,640</b>	<b>1,136,117</b>	<b>1,105,485</b>	<b>2,241,602</b>

**Table 1. 9: Enrolment In Private ECCDE/Pre-Primary Schools in Rural by State, Class and Gender: 2021/2022**

State	Play Group		Nursery 1		Nursery 2		Nursery 3/ 1-year Pre-Primary		Total		
	Male	Female	Male	Female	Male	Female	Male	Female	Male	Female	Total
Abia	6,789	7,226	9,929	10,299	9,783	10,431	9,022	9,348	35,523	37,304	72,827
Adamawa	2,911	2,582	4,599	4,312	4,024	3,817	2,479	2,336	14,013	13,047	27,060
Akwa Ibom	13,655	14,693	16,297	16,876	15,163	16,463	8,955	9,908	54,070	57,940	112,010
Anambra	5,435	5,585	7,869	8,006	7,608	8,198	7,030	7,204	27,942	28,993	56,935
Bauchi	1,511	1,602	3,197	2,655	2,733	2,630	1,257	1,121	8,698	8,008	16,706
Bayelsa	2,034	2,087	2,222	2,237	2,234	1,996	1,415	1,431	7,905	7,751	15,656
Benue	5,383	5,231	10,674	10,350	10,501	10,251	3,674	3,528	30,232	29,360	59,592
Borno	576	573	1,557	1,531	1,186	1,340	1,123	1,151	4,442	4,595	9,037
Cross Rivers	5,670	5,868	7,782	7,836	7,732	7,703	5,542	5,678	26,726	27,085	53,811
Delta	4,613	4,625	6,071	6,103	6,589	6,203	4,687	4,766	21,960	21,697	43,657
Ebonyi	2,626	2,752	7,081	7,225	6,614	6,621	5,389	5,705	21,710	22,303	44,013
Edo	2,301	2,224	4,280	4,055	3,928	3,870	3,239	3,241	13,748	13,390	27,138
Ekiti	3,060	3,071	2,666	2,406	2,666	2,296	953	919	9,345	8,692	18,037
Enugu	4,557	4,763	9,202	9,989	10,687	10,596	8,134	8,700	32,580	34,048	66,628
FCT	6,795	7,074	7,472	7,226	9,110	7,505	2,517	2,477	25,894	24,282	50,176
Gombe	1,167	1,197	2,339	2,332	2,499	2,218	923	910	6,928	6,657	13,585
Imo	5,278	5,419	9,867	9,577	9,374	10,025	8,867	9,286	33,386	34,307	67,693
Jigawa	520	400	1,298	1,200	787	817	1,838	2,016	4,443	4,433	8,876
Kaduna	4,850	4,802	8,312	8,402	8,294	8,108	8,093	3,813	29,549	25,125	54,674
Kano	4,674	4,377	8,866	10,133	6,927	7,381	6,604	5,264	27,071	27,155	54,226
Katsina	1,147	1,240	4,132	4,090	3,607	3,405	2,391	1,690	11,277	10,425	21,702
Kebbi	2,106	1,643	1,463	1,247	1,191	1,007	2,418	2,519	7,178	6,416	13,594
Kogi	3,278	3,341	6,576	6,321	6,177	6,612	1,581	1,510	17,612	17,784	35,396
Kwara	5,198	4,760	5,085	4,953	4,602	4,234	1,993	1,991	16,878	15,938	32,816
Lagos	11,897	12,502	11,498	11,447	15,295	12,327	6,807	6,992	45,497	43,268	88,765
Nasarawa	7,818	7,841	9,815	9,375	10,089	9,388	4,835	4,610	32,557	31,214	63,771
Niger	5,471	4,926	9,793	9,428	9,836	8,546	4,236	3,941	29,336	26,841	56,177
Ogun	11,924	12,392	9,789	10,202	10,585	9,394	3,584	3,558	35,882	35,546	71,428
Ondo	9,545	9,597	8,701	9,035	9,433	8,451	4,113	4,216	31,792	31,299	63,091
Osun	4,045	3,653	3,160	3,200	3,891	3,091	1,547	1,419	12,643	11,363	24,006
Oyo	9,039	8,995	9,351	8,711	10,148	9,125	4,431	4,480	32,969	31,311	64,280
Plateau	5,929	6,180	8,018	8,305	7,716	7,435	4,932	4,735	26,595	26,655	53,250
Rivers	6,045	6,054	8,572	8,008	8,376	8,548	5,827	5,902	28,820	28,512	57,332
Sokoto	266	123	521	464	335	377	402	319	1,524	1,283	2,807
Taraba	5,262	4,805	7,208	7,023	6,759	6,088	3,248	3,159	22,477	21,075	43,552
Yobe	78	92	233	283	194	157	156	142	661	674	1,335
Zamfara	584	498	717	571	736	552	1,291	966	3,328	2,587	5,915
<b>National</b>	<b>174,037</b>	<b>174,793</b>	<b>236,212</b>	<b>235,413</b>	<b>237,409</b>	<b>227,206</b>	<b>145,533</b>	<b>140,951</b>	<b>793,191</b>	<b>778,363</b>	<b>1,571,554</b>

**Table 1. 10: Enrolment In Public and Private ECCDE/Pre-Primary Schools in Rural by State, Class and Gender: 2021/2022**

State	Play Group		Nursery 1		Nursery 2		Nursery 3/ 1-year Pre-Primary		Total		
	Male	Female	Male	Female	Male	Female	Male	Female	Male	Female	Total
Abia	11,216	11,542	20,911	20,775	20,219	20,992	19,124	19,362	71,470	72,671	144,141
Adamawa	4,580	4,117	9,994	9,784	8,132	7,947	4,812	4,673	27,518	26,521	54,039
Akwa Ibom	21,812	22,369	57,320	60,111	48,433	52,035	39,430	42,479	166,995	176,994	343,989
Anambra	9,834	9,843	16,549	16,453	15,785	16,113	14,951	15,394	57,119	57,803	114,922
Bauchi	2,588	2,569	9,862	8,973	7,317	6,668	3,452	3,102	23,219	21,312	44,531
Bayelsa	2,291	2,367	3,310	3,398	3,059	2,709	2,143	2,169	10,803	10,643	21,446
Benue	6,310	6,230	12,723	12,326	12,589	11,493	4,757	4,680	36,379	34,729	71,108
Borno	1,011	977	4,860	5,047	4,125	4,518	3,253	3,203	13,249	13,745	26,994
Cross Rivers	7,926	8,367	14,041	14,443	13,647	12,795	9,926	10,083	45,540	45,688	91,228
Delta	5,426	5,503	11,221	11,205	11,312	10,579	7,718	7,635	35,677	34,922	70,599
Ebonyi	3,427	3,799	11,833	12,303	10,634	9,764	8,821	9,269	34,715	35,135	69,850
Edo	3,115	3,511	12,347	11,674	11,349	10,712	10,095	9,771	36,906	35,668	72,574
Ekiti	5,336	5,224	5,620	5,264	6,061	5,006	1,567	1,407	18,584	16,901	35,485
Enugu	6,266	6,798	19,669	20,288	20,238	19,669	15,929	17,082	62,102	63,837	125,939
FCT	7,418	7,761	11,615	10,981	12,599	10,418	3,870	3,765	35,502	32,925	68,427
Gombe	2,626	2,492	7,676	6,910	6,602	5,412	2,791	2,620	19,695	17,434	37,129
Imo	6,628	11,105	43,720	43,431	41,227	42,230	40,050	44,319	131,625	141,085	272,710
Jigawa	10,416	10,158	15,534	15,480	8,922	7,930	46,489	47,811	81,361	81,379	162,740
Kaduna	15,167	14,988	47,990	46,064	37,512	36,661	37,510	26,036	138,179	123,749	261,928
Kano	17,121	17,164	49,923	52,811	27,853	28,561	83,753	77,363	178,650	175,899	354,549
Katsina	4,258	4,658	41,867	42,003	26,242	23,032	32,519	24,448	104,886	94,141	199,027
Kebbi	3,278	2,306	3,982	3,201	2,776	2,104	4,243	3,988	14,279	11,599	25,878
Kogi	3,922	3,908	8,974	8,664	8,602	8,332	2,310	2,207	23,808	23,111	46,919
Kwara	6,625	6,077	8,664	8,443	9,824	7,191	6,985	6,651	32,098	28,362	60,460
Lagos	11,985	12,722	13,358	13,151	17,147	13,863	8,723	8,820	51,213	48,556	99,769
Nasarawa	8,952	8,836	11,947	11,403	12,111	10,789	5,525	5,236	38,535	36,264	74,799
Niger	7,678	6,632	17,516	15,903	15,283	12,771	7,412	6,853	47,889	42,159	90,048
Ogun	13,433	13,995	13,854	13,962	16,960	14,926	4,578	4,577	48,825	47,460	96,285
Ondo	11,854	11,925	14,962	15,722	16,870	14,994	10,049	10,576	53,735	53,217	106,952
Osun	4,069	3,664	3,189	3,216	3,933	3,103	1,569	1,463	12,760	11,446	24,206
Oyo	10,374	11,480	22,944	23,578	32,719	31,723	42,959	46,463	108,996	113,244	222,240
Plateau	10,059	10,497	18,248	18,345	16,076	14,453	8,942	8,839	53,325	52,134	105,459
Rivers	7,314	7,403	13,434	13,132	13,195	13,181	8,998	9,188	42,941	42,904	85,845
Sokoto	4,027	2,909	7,818	6,359	4,807	3,736	5,968	4,861	22,620	17,865	40,485
Taraba	6,368	5,867	9,305	9,117	8,527	7,752	4,348	4,121	28,548	26,857	55,405
Yobe	498	566	2,595	3,137	2,380	2,289	1,113	944	6,586	6,936	13,522
Zamfara	1,462	1,084	4,071	2,801	3,256	1,535	4,187	3,133	12,976	8,553	21,529
<b>National</b>	<b>266,670</b>	<b>271,413</b>	<b>603,446</b>	<b>599,858</b>	<b>538,323</b>	<b>507,986</b>	<b>520,869</b>	<b>504,591</b>	<b>1,929,308</b>	<b>1,883,848</b>	<b>3,813,156</b>

**Table 1. 11: Enrolment In Public ECCDE/Pre-Primary Schools in Urban by State, Class and Gender: 2021/2022**

State	Play Group			Nursery 1			Nursery 2			Nursery 3/ 1-year Pre-Primary			Grand Total		
	Male	Female	Total	Male	Female	Total	Male	Female	Total	Male	Female	Total	Male	Female	Total
Abia	853	970	1,823	2,164	2,257	4,421	2,191	2,286	4,477	2,164	2,240	4,404	7,372	7,753	15,125
Adamawa	953	784	1,737	4,146	4,329	8,475	4,097	4,140	8,237	1,183	1,505	2,688	10,379	10,758	21,137
Akwa Ibom	2,055	2,032	4,087	13,529	14,435	27,964	12,075	12,948	25,023	9,419	10,220	19,639	37,078	39,635	76,713
Anambra	1,766	1,973	3,739	4,540	4,391	8,931	4,917	4,675	9,592	4,913	5,059	9,972	16,136	16,098	32,234
Bauchi	500	422	922	5,176	5,573	10,749	4,708	4,361	9,069	1,330	1,359	2,689	11,714	11,715	23,429
Bayelsa	35	112	147	424	448	872	439	304	743	163	210	373	1,061	1,074	2,135
Benue	362	362	724	1,072	1,141	2,213	1,169	812	1,981	215	209	424	2,818	2,524	5,342
Borno	829	720	1,549	6,404	7,562	13,966	6,448	7,127	13,575	2,773	3,153	5,926	16,454	18,562	35,016
Cross Rivers	720	644	1,364	1,672	1,600	3,272	1,963	1,567	3,530	1,376	1,247	2,623	5,731	5,058	10,789
Delta	894	864	1,758	3,942	4,084	8,026	3,788	3,731	7,519	2,878	2,993	5,871	11,502	11,672	23,174
Ebonyi	472	408	880	1,693	1,592	3,285	1,651	1,605	3,256	1,336	1,591	2,927	5,152	5,196	10,348
Edo	416	545	961	2,822	2,769	5,591	3,074	2,949	6,023	2,894	3,086	5,980	9,206	9,349	18,555
Ekiti	3,167	3,124	6,291	3,728	3,621	7,349	4,157	3,462	7,619	1,093	890	1,983	12,145	11,097	23,242
Enugu	362	425	787	2,026	2,103	4,129	1,955	2,064	4,019	1,838	2,023	3,861	6,181	6,615	12,796
FCT	447	390	837	2,285	2,074	4,359	2,113	2,121	4,234	1,365	1,441	2,806	6,210	6,026	12,236
Gombe	992	912	1,904	3,247	3,005	6,252	2,876	2,635	5,511	1,046	1,041	2,087	8,161	7,593	15,754
Imo	270	1,033	1,303	5,744	6,211	11,955	6,227	6,311	12,538	4,663	6,493	11,156	16,904	20,048	36,952
Jigawa	1,922	1,679	3,601	3,969	4,178	8,147	2,943	2,146	5,089	11,274	12,010	23,284	20,108	20,013	40,121
Kaduna	1,536	1,527	3,063	14,654	14,849	29,503	13,591	13,863	27,454	3,568	1,713	5,281	33,349	31,952	65,301
Kano	3,326	3,199	6,525	16,662	16,896	33,558	11,368	9,865	21,233	15,836	11,502	27,338	47,192	41,462	88,654
Katsina	890	820	1,710	11,346	12,740	24,086	8,157	6,927	15,084	7,714	5,953	13,667	28,107	26,440	54,547
Kebbi	687	557	1,244	3,615	3,305	6,920	3,089	2,318	5,407	1,689	1,630	3,319	9,080	7,810	16,890
Kogi	132	258	390	1,364	1,368	2,732	1,522	1,022	2,544	170	235	405	3,188	2,883	6,071
Kwara	1,612	1,548	3,160	3,913	3,476	7,389	3,894	2,936	6,830	1,757	1,776	3,533	11,176	9,736	20,912
Lagos	674	832	1,506	7,028	6,948	13,976	8,070	6,608	14,678	6,311	6,401	12,712	22,083	20,789	42,872
Nasarawa	829	702	1,531	2,023	2,029	4,052	1,886	1,731	3,617	917	787	1,704	5,655	5,249	10,904
Niger	1,539	1,501	3,040	6,687	6,732	13,419	7,067	5,917	12,984	1,879	1,871	3,750	17,172	16,021	33,193
Ogun	3,580	3,556	7,136	7,988	7,679	15,667	10,522	9,230	19,752	1,317	1,112	2,429	23,407	21,577	44,984
Ondo	1,158	1,141	2,299	3,272	3,079	6,351	4,367	3,554	7,921	3,937	4,253	8,190	12,734	12,027	24,761
Osun	114	344	458	136	101	237	442	76	518	263	196	459	955	717	1,672
Oyo	1,670	3,425	5,095	15,445	17,096	32,541	31,432	31,157	62,589	41,268	45,224	86,492	89,815	96,902	186,717
Plateau	1,041	1,062	2,103	3,406	3,528	6,934	3,208	3,093	6,301	2,180	2,143	4,323	9,835	9,826	19,661
Rivers	265	543	808	2,557	2,510	5,067	2,605	2,398	5,003	2,006	2,093	4,099	7,433	7,544	14,977
Sokoto	733	785	1,518	4,830	4,737	9,567	2,475	1,906	4,381	2,008	1,915	3,923	10,046	9,343	19,389
Taraba	791	705	1,496	2,246	2,339	4,585	2,364	2,091	4,455	717	730	1,447	6,118	5,865	11,983
Yobe	382	390	772	2,989	3,197	6,186	3,064	3,353	6,417	1,260	966	2,226	7,695	7,906	15,601
Zamfara	352	253	605	3,239	2,739	5,978	1,722	602	2,324	1,992	1,424	3,416	7,305	5,018	12,323
<b>National</b>	<b>38,326</b>	<b>40,547</b>	<b>78,873</b>	<b>181,983</b>	<b>186,721</b>	<b>368,704</b>	<b>187,636</b>	<b>173,891</b>	<b>361,527</b>	<b>148,712</b>	<b>148,694</b>	<b>297,406</b>	<b>556,657</b>	<b>549,853</b>	<b>1,106,510</b>

**Table 1. 12: Enrolment In Private ECCDE/Pre-Primary Schools in Urban by State, Class and Gender: 2021/2022**

State	Play Group			Nursery 1			Nursery 2			Nursery 3/ 1-year Pre-Primary			Grand Total		
	Male	Female	Total	Male	Female	Total	Male	Female	Total	Male	Female	Total	Male	Female	Total
Abia	5,126	5,098	10,224	6,709	6,849	13,558	7,014	7,060	14,074	6,389	6,491	12,880	25,238	25,498	50,736
Adamawa	2,220	2,291	4,511	6,865	6,212	13,077	6,221	6,045	12,266	3,641	3,567	7,208	18,947	18,115	37,062
Akwa Ibom	7,279	7,570	14,849	7,608	8,139	15,747	7,629	8,025	15,654	4,221	4,349	8,570	26,737	28,083	54,820
Anambra	7,161	6,445	13,606	9,416	9,157	18,573	9,239	9,541	18,780	8,478	8,831	17,309	34,294	33,974	68,268
Bauchi	1,725	1,630	3,355	4,237	4,339	8,576	4,124	4,435	8,559	1,599	1,567	3,166	11,685	11,971	23,656
Bayelsa	4,721	4,895	9,616	5,160	5,358	10,518	5,491	5,006	10,497	3,029	3,237	6,266	18,401	18,496	36,897
Benue	6,323	6,530	12,853	10,316	9,966	20,282	10,100	10,085	20,185	5,052	5,176	10,228	31,791	31,757	63,548
Borno	3,852	3,012	6,864	10,804	9,624	20,428	8,838	8,513	17,351	5,973	6,062	12,035	29,467	27,211	56,678
Cross Rivers	5,458	5,266	10,724	6,072	6,344	12,416	6,425	6,154	12,579	4,948	5,158	10,106	22,903	22,922	45,825
Delta	9,299	9,173	18,472	11,585	11,808	23,393	12,230	12,284	24,514	9,538	9,663	19,201	42,652	42,928	85,580
Ebonyi	1,629	1,683	3,312	3,066	3,286	6,352	3,155	3,283	6,438	2,654	2,821	5,475	10,504	11,073	21,577
Edo	2,516	2,377	4,893	4,654	4,334	8,988	4,587	4,644	9,231	3,985	4,056	8,041	15,742	15,411	31,153
Ekiti	6,282	6,437	12,719	5,424	5,200	10,624	6,091	4,872	10,963	2,383	2,195	4,578	20,180	18,704	38,884
Enugu	4,405	4,266	8,671	6,363	5,980	12,343	6,740	6,759	13,499	5,549	5,725	11,274	23,057	22,730	45,787
FCT	7,553	7,682	15,235	8,825	8,655	17,480	11,245	9,573	20,818	4,574	4,598	9,172	32,197	30,508	62,705
Gombe	1,553	1,397	2,950	3,397	3,478	6,875	3,561	3,552	7,113	893	1,166	2,059	9,404	9,593	18,997
Imo	2,261	2,107	4,368	3,060	3,063	6,123	3,220	3,318	6,538	2,985	3,082	6,067	11,526	11,570	23,096
Jigawa	1,637	1,634	3,271	3,809	3,826	7,635	3,690	3,301	6,991	2,602	2,688	5,290	11,738	11,449	23,187
Kaduna	11,013	10,870	21,883	16,427	16,936	33,363	16,581	16,905	33,486	15,541	9,463	25,004	59,562	54,174	113,736
Kano	12,722	12,835	25,557	23,460	24,214	47,674	20,120	20,712	40,832	10,599	6,319	16,918	66,901	64,080	130,981
Katsina	3,548	3,433	6,981	8,945	8,521	17,466	8,863	8,123	16,986	5,904	3,125	9,029	27,260	23,202	50,462
Kebbi	2,348	2,102	4,450	5,754	5,596	11,350	4,607	4,167	8,774	3,369	3,334	6,703	16,078	15,199	31,277
Kogi	3,422	3,655	7,077	5,480	5,635	11,115	5,650	5,758	11,408	1,693	1,758	3,451	16,245	16,806	33,051
Kwara	8,262	8,329	16,591	7,767	7,944	15,711	8,589	7,885	16,474	2,996	2,906	5,902	27,614	27,064	54,678
Lagos	42,273	44,340	86,613	43,766	42,849	86,615	52,094	45,592	97,686	25,237	25,467	50,704	163,370	158,248	321,618
Nasarawa	6,712	6,781	13,493	9,226	9,265	18,491	10,115	9,835	19,950	5,246	5,374	10,620	31,299	31,255	62,554
Niger	4,700	4,502	9,202	9,968	9,679	19,647	11,168	10,382	21,550	6,874	6,437	13,311	32,710	31,000	63,710
Ogun	19,985	20,607	40,592	16,992	16,924	33,916	17,959	16,427	34,386	5,501	5,204	10,705	60,437	59,162	119,599
Ondo	10,398	10,918	21,316	9,191	9,255	18,446	10,280	9,054	19,334	4,098	3,946	8,044	33,967	33,173	67,140
Osun	12,018	11,256	23,274	9,857	10,169	20,026	11,309	9,831	21,140	5,204	4,888	10,092	38,388	36,144	74,532
Oyo	24,848	25,084	49,932	22,379	22,298	44,677	25,458	23,252	48,710	12,272	12,240	24,512	84,957	82,874	167,831
Plateau	4,070	4,039	8,109	5,951	6,468	12,419	6,520	6,297	12,817	5,092	5,189	10,281	21,633	21,993	43,626
Rivers	9,752	9,890	19,642	12,176	12,015	24,191	13,929	12,922	26,851	8,015	8,197	16,212	43,872	43,024	86,896
Sokoto	826	722	1,548	2,777	2,607	5,384	2,469	2,302	4,771	1,605	1,601	3,206	7,677	7,232	14,909
Taraba	5,198	5,147	10,345	9,237	8,519	17,756	8,742	8,120	16,862	4,056	3,798	7,854	27,233	25,584	52,817
Yobe	1,174	1,332	2,506	2,972	3,165	6,137	2,958	2,847	5,805	1,885	2,113	3,998	8,989	9,457	18,446
Zamfara	1,418	1,343	2,761	3,447	3,104	6,551	3,520	3,086	6,606	1,522	1,270	2,792	9,907	8,803	18,710
<b>National</b>	<b>265,687</b>	<b>266,678</b>	<b>532,365</b>	<b>343,142</b>	<b>340,781</b>	<b>683,923</b>	<b>360,531</b>	<b>339,947</b>	<b>700,478</b>	<b>205,202</b>	<b>193,061</b>	<b>398,263</b>	<b>1,174,562</b>	<b>1,140,467</b>	<b>2,315,029</b>

**Table 1. 13: Enrolment In Public and Private ECCDE/Pre-Primary Schools in Urban by State, Class and Gender: 2021/2022**

State	Play Group			Nursery 1			Nursery 2			Nursery 3/ 1-year Pre-Primary			Grand Total		
	Male	Female	Total	Male	Female	Total	Male	Female	Total	Male	Female	Total	Male	Female	Total
Abia	5,979	6,068	12,047	8,873	9,106	17,979	9,205	9,346	18,551	8,553	8,731	17,284	32,610	33,251	65,861
Adamawa	3,173	3,075	6,248	11,011	10,541	21,552	10,318	10,185	20,503	4,824	5,072	9,896	29,326	28,873	58,199
Akwa Ibom	9,334	9,602	18,936	21,137	22,574	43,711	19,704	20,973	40,677	13,640	14,569	28,209	63,815	67,718	131,533
Anambra	8,927	8,418	17,345	13,956	13,548	27,504	14,156	14,216	28,372	13,391	13,890	27,281	50,430	50,072	100,502
Bauchi	2,225	2,052	4,277	9,413	9,912	19,325	8,832	8,796	17,628	2,929	2,926	5,855	23,399	23,686	47,085
Bayelsa	4,756	5,007	9,763	5,584	5,806	11,390	5,930	5,310	11,240	3,192	3,447	6,639	19,462	19,570	39,032
Benue	6,685	6,892	13,577	11,388	11,107	22,495	11,269	10,897	22,166	5,267	5,385	10,652	34,609	34,281	68,890
Borno	4,681	3,732	8,413	17,208	17,186	34,394	15,286	15,640	30,926	8,746	9,215	17,961	45,921	45,773	91,694
Cross Rivers	6,178	5,910	12,088	7,744	7,944	15,688	8,388	7,721	16,109	6,324	6,405	12,729	28,634	27,980	56,614
Delta	10,193	10,037	20,230	15,527	15,892	31,419	16,018	16,015	32,033	12,416	12,656	25,072	54,154	54,600	108,754
Ebonyi	2,101	2,091	4,192	4,759	4,878	9,637	4,806	4,888	9,694	3,990	4,412	8,402	15,656	16,269	31,925
Edo	2,932	2,922	5,854	7,476	7,103	14,579	7,661	7,593	15,254	6,879	7,142	14,021	24,948	24,760	49,708
Ekiti	9,449	9,561	19,010	9,152	8,821	17,973	10,248	8,334	18,582	3,476	3,085	6,561	32,325	29,801	62,126
Enugu	4,767	4,691	9,458	8,389	8,083	16,472	8,695	8,823	17,518	7,387	7,748	15,135	29,238	29,345	58,583
FCT	8,000	8,072	16,072	11,110	10,729	21,839	13,358	11,694	25,052	5,939	6,039	11,978	38,407	36,534	74,941
Gombe	2,545	2,309	4,854	6,644	6,483	13,127	6,437	6,187	12,624	1,939	2,207	4,146	17,565	17,186	34,751
Imo	2,531	3,140	5,671	8,804	9,274	18,078	9,447	9,629	19,076	7,648	9,575	17,223	28,430	31,618	60,048
Jigawa	3,559	3,313	6,872	7,778	8,004	15,782	6,633	5,447	12,080	13,876	14,698	28,574	31,846	31,462	63,308
Kaduna	12,549	12,397	24,946	31,081	31,785	62,866	30,172	30,768	60,940	19,109	11,176	30,285	92,911	86,126	179,037
Kano	16,048	16,034	32,082	40,122	41,110	81,232	31,488	30,577	62,065	26,435	17,821	44,256	114,093	105,542	219,635
Katsina	4,438	4,253	8,691	20,291	21,261	41,552	17,020	15,050	32,070	13,618	9,078	22,696	55,367	49,642	105,009
Kebbi	3,035	2,659	5,694	9,369	8,901	18,270	7,696	6,485	14,181	5,058	4,964	10,022	25,158	23,009	48,167
Kogi	3,554	3,913	7,467	6,844	7,003	13,847	7,172	6,780	13,952	1,863	1,993	3,856	19,433	19,689	39,122
Kwara	9,874	9,877	19,751	11,680	11,420	23,100	12,483	10,821	23,304	4,753	4,682	9,435	38,790	36,800	75,590
Lagos	42,947	45,172	88,119	50,794	49,797	100,591	60,164	52,200	112,364	31,548	31,868	63,416	185,453	179,037	364,490
Nasarawa	7,541	7,483	15,024	11,249	11,294	22,543	12,001	11,566	23,567	6,163	6,161	12,324	36,954	36,504	73,458
Niger	6,239	6,003	12,242	16,655	16,411	33,066	18,235	16,299	34,534	8,753	8,308	17,061	49,882	47,021	96,903
Ogun	23,565	24,163	47,728	24,980	24,603	49,583	28,481	25,657	54,138	6,818	6,316	13,134	83,844	80,739	164,583
Ondo	11,556	12,059	23,615	12,463	12,334	24,797	14,647	12,608	27,255	8,035	8,199	16,234	46,701	45,200	91,901
Osun	12,132	11,600	23,732	9,993	10,270	20,263	11,751	9,907	21,658	5,467	5,084	10,551	39,343	36,861	76,204
Oyo	26,518	28,509	55,027	37,824	39,394	77,218	56,890	54,409	111,299	53,540	57,464	111,004	174,772	179,776	354,548
Plateau	5,111	5,101	10,212	9,357	9,996	19,353	9,728	9,390	19,118	7,272	7,332	14,604	31,468	31,819	63,287
Rivers	10,017	10,433	20,450	14,733	14,525	29,258	16,534	15,320	31,854	10,021	10,290	20,311	51,305	50,568	101,873
Sokoto	1,559	1,507	3,066	7,607	7,344	14,951	4,944	4,208	9,152	3,613	3,516	7,129	17,723	16,575	34,298
Taraba	5,989	5,852	11,841	11,483	10,858	22,341	11,106	10,211	21,317	4,773	4,528	9,301	33,351	31,449	64,800
Yobe	1,556	1,722	3,278	5,961	6,362	12,323	6,022	6,200	12,222	3,145	3,079	6,224	16,684	17,363	34,047
Zamfara	1,770	1,596	3,366	6,686	5,843	12,529	5,242	3,688	8,930	3,514	2,694	6,208	17,212	13,821	31,033
<b>National</b>	<b>304,013</b>	<b>307,225</b>	<b>611,238</b>	<b>525,125</b>	<b>527,502</b>	<b>1,052,627</b>	<b>548,167</b>	<b>513,838</b>	<b>1,062,005</b>	<b>353,914</b>	<b>341,755</b>	<b>695,669</b>	<b>1,731,219</b>	<b>1,690,320</b>	<b>3,421,539</b>



**Table 1. 14: Enrolment In Public ECCDE/Pre-Primary Schools By State, Grouped Age And Gender: 2018/2019: 2021/2022**

State	Below 3 Years		3 Years		3-5 Years		5 Years		Above 5 Years		Total		
	Male	Female	Male	Female	Male	Female	Male	Female	Male	Female	Male	Female	Total
Abia	6,319	6,168	10,610	10,724	32,887	32,760	10,786	10,604	4,113	4,192	43,319	43,120	86,439
Adamawa	1,983	1,758	4,751	4,717	18,542	18,836	6,152	6,518	3,359	3,638	23,884	24,232	48,116
Akwa-Ibom	24,100	22,242	40,056	43,848	117,022	124,620	27,891	29,443	8,881	11,827	150,003	158,689	308,692
Anambra	6,617	6,283	10,970	10,610	34,025	32,805	10,719	11,077	4,671	5,820	45,313	44,908	90,221
Bauchi	1,748	1,500	4,574	4,497	21,301	20,293	7,823	7,656	3,186	3,226	26,235	25,019	51,254
Bayelsa	495	405	1,026	1,267	3,063	3,080	793	767	401	481	3,959	3,966	7,925
Benue	1,330	1,261	2,085	2,036	6,965	5,955	1,496	1,632	670	677	8,965	7,893	16,858
Borno	2,962	3,313	4,596	4,995	18,448	20,054	6,778	7,409	3,851	4,345	25,261	27,712	52,973
Cross River	5,167	5,253	6,165	6,164	17,857	16,602	3,948	4,272	1,521	1,806	24,545	23,661	48,206
Delta	2,532	2,655	6,391	6,154	20,290	19,742	5,966	6,390	2,397	2,500	25,219	24,897	50,116
Ebonyi	2,627	2,041	4,112	4,880	14,049	13,595	4,315	4,576	1,481	2,392	18,157	18,028	36,185
Edo	2,345	2,104	6,838	7,069	24,862	23,453	8,684	8,199	5,157	6,070	32,364	31,627	63,991
Ekiti	3,507	3,341	5,313	5,212	16,340	14,174	3,742	3,807	1,537	1,791	21,384	19,306	40,690
Enugu	3,504	3,675	9,493	9,547	28,866	28,210	8,502	9,082	3,333	4,519	35,703	36,404	72,107
FCT	1,280	1,199	3,651	3,427	11,827	10,831	3,597	3,535	2,711	2,639	15,818	14,669	30,487
Gombe	1,774	1,475	4,511	3,983	16,954	14,605	5,695	5,390	2,200	2,290	20,928	18,370	39,298
Imo	7,836	7,942	34,284	36,236	99,719	104,530	31,437	34,735	7,588	14,354	115,143	126,826	241,969
Jigawa	11,915	10,916	19,160	19,434	76,048	76,587	25,808	30,564	9,063	9,456	97,026	96,959	193,985
Kaduna	12,435	11,908	29,529	29,340	108,639	101,979	38,029	34,158	20,905	16,689	141,979	130,576	272,555
Kano	17,219	17,396	30,112	31,764	146,286	143,912	63,330	60,826	35,266	28,898	198,771	190,206	388,977
Katsina	4,488	4,450	13,753	14,938	100,247	93,061	45,437	41,903	16,981	12,645	121,716	110,156	231,872
Kebbi	741	676	2,678	2,269	13,466	10,786	5,119	4,733	1,974	1,531	16,181	12,993	29,174
Kogi	1,011	1,065	2,116	1,979	7,611	6,282	1,749	1,933	762	863	9,384	8,210	17,594
Kwara	2,015	2,071	4,808	4,552	19,886	15,995	5,434	5,381	4,495	4,094	26,396	22,160	48,556
Lagos	1,086	1,072	4,883	4,750	22,040	19,574	7,797	7,598	4,673	5,431	27,799	26,077	53,876
Nassarawa	1,112	1,013	2,736	2,611	8,790	7,860	2,508	2,522	1,731	1,426	11,633	10,299	21,932
Niger	4,577	4,004	9,197	8,577	28,284	24,705	7,208	6,717	2,864	2,630	35,725	31,339	67,064
Ogun	1,531	1,376	6,135	5,984	30,130	25,462	11,079	10,438	4,689	6,653	36,350	33,491	69,841
Ondo	3,432	3,351	7,445	7,629	28,263	26,277	7,471	8,588	2,982	4,317	34,677	33,945	68,622
Osun	71	38	122	89	876	511	220	332	125	251	1,072	800	1,872
Oyo	11,457	10,333	29,649	33,805	125,645	129,754	45,828	51,193	28,740	38,748	165,842	178,835	344,677
Plateau	3,942	3,812	9,505	9,518	28,725	27,285	7,493	7,967	3,898	4,208	36,565	35,305	71,870
Rivers	2,169	1,819	4,118	4,901	15,945	16,212	5,497	5,712	3,440	3,905	21,554	21,936	43,490
Sokoto	3,097	2,481	5,984	5,103	24,420	20,262	8,731	8,006	3,625	3,182	31,142	25,925	57,067
Taraba	1,586	1,608	3,056	2,980	9,471	8,848	2,354	2,257	1,132	1,191	12,189	11,647	23,836
Yobe	1,491	1,565	2,855	3,131	10,446	10,834	3,402	3,536	1,683	1,769	13,620	14,168	27,788
Zamfara	1,068	830	2,283	1,530	14,237	8,796	4,694	3,834	1,648	1,358	16,953	10,984	27,937
<b>National</b>	<b>162,569</b>	<b>154,399</b>	<b>349,550</b>	<b>360,250</b>	<b>1,322,472</b>	<b>1,279,127</b>	<b>447,512</b>	<b>453,290</b>	<b>207,733</b>	<b>221,812</b>	<b>1,692,774</b>	<b>1,655,338</b>	<b>3,348,112</b>

**Table 1. 15: Enrolment In Private ECCDE/Pre-Primary Schools By State, Grouped Age And Gender: 2021/2022**

State	Below 3 Years		3 Years		3-5 Years		5 Years		Above 5 Years		Total		
	Male	Female	Male	Female	Male	Female	Male	Female	Male	Female	Male	Female	Total
Abia	11,249	11,262	14,716	15,312	45,883	47,721	14,575	15,788	3,629	3,819	60,761	62,802	123,563
Adamawa	4,126	3,942	7,450	7,020	24,263	23,019	7,620	7,541	4,571	4,201	32,960	31,162	64,122
Akwa-Ibom	15,113	16,004	20,970	22,410	58,325	62,256	15,804	17,354	7,369	7,763	80,807	86,023	166,830
Anambra	11,956	11,490	15,550	15,018	46,227	46,978	14,012	15,994	4,053	4,499	62,236	62,967	125,203
Bauchi	2,597	2,299	4,441	4,523	15,493	15,572	4,767	4,904	2,293	2,108	20,383	19,979	40,362
Bayelsa	4,670	4,859	6,032	6,268	18,123	17,940	5,216	5,130	3,513	3,448	26,306	26,247	52,553
Benue	10,266	10,073	15,323	15,011	45,601	44,964	12,663	13,345	6,156	6,080	62,023	61,117	123,140
Borno	2,937	2,565	8,025	7,446	25,124	24,149	7,924	7,831	5,848	5,092	33,909	31,806	65,715
Cross River	10,058	10,179	11,302	11,705	33,882	33,886	9,561	9,869	5,689	5,942	49,629	50,007	99,636
Delta	12,619	12,683	16,022	15,686	47,413	47,390	13,227	14,871	4,580	4,552	64,612	64,625	129,237
Ebonyi	5,473	5,299	8,342	9,125	25,024	25,975	7,303	8,019	1,717	2,102	32,214	33,376	65,590
Edo	5,270	4,825	7,517	7,172	22,007	21,647	6,431	6,670	2,213	2,329	29,490	28,801	58,291
Ekiti	6,041	6,276	6,698	6,528	20,603	18,381	5,277	5,204	2,881	2,739	29,525	27,396	56,921
Enugu	9,707	9,659	13,738	14,642	42,606	43,589	11,882	14,120	3,324	3,530	55,637	56,778	112,415
FCT	11,972	12,586	13,627	13,620	42,744	39,142	9,966	11,203	3,375	3,062	58,091	54,790	112,881
Gombe	1,910	1,892	3,410	3,375	12,286	11,979	3,491	3,560	2,136	2,379	16,332	16,250	32,582
Imo	8,040	7,946	11,680	11,971	34,522	35,388	10,439	11,374	2,350	2,543	44,912	45,877	90,789
Jigawa	1,363	1,354	2,652	2,573	12,189	12,023	4,634	4,927	2,629	2,505	16,181	15,882	32,063
Kaduna	11,330	11,652	18,110	18,274	62,186	57,660	22,564	18,270	15,595	9,987	89,111	79,299	168,410
Kano	8,735	9,274	15,897	16,455	66,848	65,377	26,303	24,212	18,389	16,584	93,972	91,235	185,207
Katsina	1,932	2,032	5,872	5,554	28,543	25,293	11,971	9,795	8,062	6,302	38,537	33,627	72,164
Kebbi	2,036	1,969	4,323	4,255	16,527	15,802	5,616	5,432	4,693	3,844	23,256	21,615	44,871
Kogi	6,078	6,253	9,280	9,388	25,260	25,701	5,864	6,571	2,519	2,636	33,857	34,590	68,447
Kwara	7,429	7,440	10,377	10,125	31,440	29,952	8,532	8,888	5,623	5,610	44,492	43,002	87,494
Lagos	43,860	47,084	48,816	48,297	152,777	142,053	36,437	42,423	12,230	12,379	208,867	201,516	410,383
Nassarawa	11,249	11,433	15,012	14,763	46,829	45,537	13,021	13,999	5,778	5,499	63,856	62,469	126,325
Niger	8,219	8,033	15,085	14,197	47,104	43,679	12,830	13,120	6,723	6,129	62,046	57,841	119,887
Ogun	17,460	18,349	22,872	22,629	69,049	66,078	19,746	19,662	9,810	10,281	96,319	94,708	191,027
Ondo	13,885	14,655	15,255	15,433	45,163	43,292	11,562	12,446	6,711	6,525	65,759	64,472	130,231
Osun	9,972	10,010	10,999	10,392	34,892	31,401	9,549	9,606	6,167	6,096	51,031	47,507	98,538
Oyo	20,758	20,690	25,479	25,426	83,407	79,282	23,640	26,425	13,761	14,213	117,926	114,185	232,111
Plateau	6,625	6,858	11,208	11,312	35,661	35,971	11,014	11,301	5,942	5,819	48,228	48,648	96,876
Rivers	14,906	15,034	17,436	17,397	52,662	51,251	13,831	15,956	5,124	5,251	72,692	71,536	144,228
Sokoto	662	545	2,427	2,274	7,545	7,100	2,329	2,184	994	870	9,201	8,515	17,716
Taraba	8,711	8,278	11,714	11,434	35,572	32,894	10,025	9,843	5,427	5,487	49,710	46,659	96,369
Yobe	1,236	1,243	2,042	2,118	7,174	7,526	2,427	2,578	1,240	1,362	9,650	10,131	19,781
Zamfara	1,458	1,343	2,290	2,118	8,785	7,782	2,991	2,679	2,992	2,265	13,235	11,390	24,625
<b>National</b>	<b>331,908</b>	<b>337,368</b>	<b>451,989</b>	<b>451,246</b>	<b>1,429,739</b>	<b>1,385,630</b>	<b>415,044</b>	<b>433,094</b>	<b>206,106</b>	<b>195,832</b>	<b>1,967,753</b>	<b>1,918,830</b>	<b>3,886,583</b>

**Table 1. 16: Enrolment In Public And Private ECCDE/Pre-Primary Schools By State, Grouped Age And Gender: 2021/2022**

State	Below 3 Years		3 Years		3-5 Years		5 Years		Above 5 Years		Total		
	Male	Female	Male	Female	Male	Female	Male	Female	Male	Female	Male	Female	Total
Abia	17,568	17,430	25,326	26,036	78,770	80,481	25,361	26,392	7,742	8,011	104,080	105,922	210,002
Adamawa	6,109	5,700	12,201	11,737	42,805	41,855	13,772	14,059	7,930	7,839	56,844	55,394	112,238
Akwa-Ibom	39,213	38,246	61,026	66,258	175,347	186,876	43,695	46,797	16,250	19,590	230,810	244,712	475,522
Anambra	18,573	17,773	26,520	25,628	80,252	79,783	24,731	27,071	8,724	10,319	107,549	107,875	215,424
Bauchi	4,345	3,799	9,015	9,020	36,794	35,865	12,590	12,560	5,479	5,334	46,618	44,998	91,616
Bayelsa	5,165	5,264	7,058	7,535	21,186	21,020	6,009	5,897	3,914	3,929	30,265	30,213	60,478
Benue	11,596	11,334	17,408	17,047	52,566	50,919	14,159	14,977	6,826	6,757	70,988	69,010	139,998
Borno	5,899	5,878	12,621	12,441	43,572	44,203	14,702	15,240	9,699	9,437	59,170	59,518	118,688
Cross River	15,225	15,432	17,467	17,869	51,739	50,488	13,509	14,141	7,210	7,748	74,174	73,668	147,842
Delta	15,151	15,338	22,413	21,840	67,703	67,132	19,193	21,261	6,977	7,052	89,831	89,522	179,353
Ebonyi	8,100	7,340	12,454	14,005	39,073	39,570	11,618	12,595	3,198	4,494	50,371	51,404	101,775
Edo	7,615	6,929	14,355	14,241	46,869	45,100	15,115	14,869	7,370	8,399	61,854	60,428	122,282
Ekiti	9,548	9,617	12,011	11,740	36,943	32,555	9,019	9,011	4,418	4,530	50,909	46,702	97,611
Enugu	13,211	13,334	23,231	24,189	71,472	71,799	20,384	23,202	6,657	8,049	91,340	93,182	184,522
FCT	13,252	13,785	17,278	17,047	54,571	49,973	13,563	14,738	6,086	5,701	73,909	69,459	143,368
Gombe	3,684	3,367	7,921	7,358	29,240	26,584	9,186	8,950	4,336	4,669	37,260	34,620	71,880
Imo	15,876	15,888	45,964	48,207	134,241	139,918	41,876	46,109	9,938	16,897	160,055	172,703	332,758
Jigawa	13,278	12,270	21,812	22,007	88,237	88,610	30,442	35,491	11,692	11,961	113,207	112,841	226,048
Kaduna	23,765	23,560	47,639	47,614	170,825	159,639	60,593	52,428	36,500	26,676	231,090	209,875	440,965
Kano	25,954	26,670	46,009	48,219	213,134	209,289	89,633	85,038	53,655	45,482	292,743	281,441	574,184
Katsina	6,420	6,482	19,625	20,492	128,790	118,354	57,408	51,698	25,043	18,947	160,253	143,783	304,036
Kebbi	2,777	2,645	7,001	6,524	29,993	26,588	10,735	10,165	6,667	5,375	39,437	34,608	74,045
Kogi	7,089	7,318	11,396	11,367	32,871	31,983	7,613	8,504	3,281	3,499	43,241	42,800	86,041
Kwara	9,444	9,511	15,185	14,677	51,326	45,947	13,966	14,269	10,118	9,704	70,888	65,162	136,050
Lagos	44,946	48,156	53,699	53,047	174,817	161,627	44,234	50,021	16,903	17,810	236,666	227,593	464,259
Nassarawa	12,361	12,446	17,748	17,374	55,619	53,397	15,529	16,521	7,509	6,925	75,489	72,768	148,257
Niger	12,796	12,037	24,282	22,774	75,388	68,384	20,038	19,837	9,587	8,759	97,771	89,180	186,951
Ogun	18,991	19,725	29,007	28,613	99,179	91,540	30,825	30,100	14,499	16,934	132,669	128,199	260,868
Ondo	17,317	18,006	22,700	23,062	73,426	69,569	19,033	21,034	9,693	10,842	100,436	98,417	198,853
Osun	10,043	10,048	11,121	10,481	35,768	31,912	9,769	9,938	6,292	6,347	52,103	48,307	100,410
Oyo	32,215	31,023	55,128	59,231	209,052	209,036	69,468	77,618	42,501	52,961	283,768	293,020	576,788
Plateau	10,567	10,670	20,713	20,830	64,386	63,256	18,507	19,268	9,840	10,027	84,793	83,953	168,746
Rivers	17,075	16,853	21,554	22,298	68,607	67,463	19,328	21,668	8,564	9,156	94,246	93,472	187,718
Sokoto	3,759	3,026	8,411	7,377	31,965	27,362	11,060	10,190	4,619	4,052	40,343	34,440	74,783
Taraba	10,297	9,886	14,770	14,414	45,043	41,742	12,379	12,100	6,559	6,678	61,899	58,306	120,205
Yobe	2,727	2,808	4,897	5,249	17,620	18,360	5,829	6,114	2,923	3,131	23,270	24,299	47,569
Zamfara	2,526	2,173	4,573	3,648	23,022	16,578	7,685	6,513	4,640	3,623	30,188	22,374	52,562
<b>National</b>	<b>494,477</b>	<b>491,767</b>	<b>801,539</b>	<b>811,496</b>	<b>2,752,211</b>	<b>2,664,757</b>	<b>862,556</b>	<b>886,384</b>	<b>413,839</b>	<b>417,644</b>	<b>3,660,527</b>	<b>3,574,168</b>	<b>7,234,695</b>

**Table 1. 17: Enrolment in Public ECCDE/Pre-Primary Schools By State, Single Age And Gender: 2021/2022**

State	Below 3 Years			3 Years			4 Years			5 Years			Above 5 Years			Grand Total		
	Male	Female	Total	Male	Female	Total	Male	Female	Total	Male	Female	Total	Male	Female	Total	Male	Female	Total
Abia	6319	6168	12487	10610	10724	21334	11491	11432	22923	10786	10604	21390	4113	4192	8305	43319	43120	86439
Adamawa	1983	1758	3741	4751	4717	9468	7639	7601	15240	6152	6518	12670	3359	3638	6997	23884	24232	48116
Akwa-Ibom	24100	22242	46342	40056	43848	83904	49075	51329	100404	27891	29443	57334	8881	11827	20708	150003	158689	308692
Anambra	6617	6283	12900	10970	10610	21580	12336	11118	23454	10719	11077	21796	4671	5820	10491	45313	44908	90221
Bauchi	1748	1500	3248	4574	4497	9071	8904	8140	17044	7823	7656	15479	3186	3226	6412	26235	25019	51254
Bayelsa	495	405	900	1026	1267	2293	1244	1046	2290	793	767	1560	401	481	882	3959	3966	7925
Benue	1330	1261	2591	2085	2036	4121	3384	2287	5671	1496	1632	3128	670	677	1347	8965	7893	16858
Borno	2962	3313	6275	4596	4995	9591	7074	7650	14724	6778	7409	14187	3851	4345	8196	25261	27712	52973
Cross River	5167	5253	10420	6165	6164	12329	7744	6166	13910	3948	4272	8220	1521	1806	3327	24545	23661	48206
Delta	2,532	2,655	5187	6,391	6,154	12545	7,933	7,198	15131	5,966	6,390	12356	2,397	2,500	4897	25219	24897	50116
Ebonyi	2627	2041	4668	4112	4880	8992	5622	4139	9761	4315	4576	8891	1481	2392	3873	18157	18028	36185
Edo	2345	2104	4449	6838	7069	13907	9340	8185	17525	8684	8199	16883	5157	6070	11227	32364	31627	63991
Ekiti	3507	3341	6848	5313	5212	10525	7285	5155	12440	3742	3807	7549	1537	1791	3328	21384	19306	40690
Enugu	3504	3675	7179	9493	9547	19040	10871	9581	20452	8502	9082	17584	3333	4519	7852	35703	36404	72107
FCT	1,280	1,199	2479	3,651	3427	7078	4,579	3,869	8448	3,597	3,535	7132	2711	2639	5350	15818	14669	30487
Gombe	1774	1475	3249	4511	3983	8494	6748	5232	11980	5695	5390	11085	2200	2290	4490	20928	18370	39298
Imo	7836	7942	15778	34284	36236	70520	33998	33559	67557	31437	34735	66172	7588	14354	21942	115143	126826	241969
Jigawa	11915	10916	22831	19160	19434	38594	31080	26589	57669	25808	30564	56372	9063	9456	18519	97026	96959	193985
Kaduna	12435	11908	24343	29529	29340	58869	41081	38481	79562	38029	34158	72187	20905	16689	37594	141979	130576	272555
Kano	17219	17396	34615	30112	31764	61876	52844	51322	104166	63330	60826	124156	35266	28898	64164	198771	190206	388977
Katsina	4488	4450	8938	13753	14938	28691	41057	36220	77277	45437	41903	87340	16981	12645	29626	121716	110156	231872
Kebbi	741	676	1417	2678	2269	4947	5669	3784	9453	5119	4733	9852	1974	1531	3505	16181	12993	29174
Kogi	1011	1065	2076	2116	1979	4095	3746	2370	6116	1749	1933	3682	762	863	1625	9384	8210	17594
Kwara	2015	2071	4086	4808	4552	9360	9644	6062	15706	5434	5381	10815	4495	4094	8589	26396	22160	48556
Lagos	1086	1072	2158	4883	4750	9633	9360	7226	16586	7797	7598	15395	4673	5431	10104	27799	26077	53876
Nassarawa	1112	1013	2125	2736	2611	5347	3546	2727	6273	2508	2522	5030	1731	1426	3157	11633	10299	21932
Niger	4577	4004	8581	9197	8577	17774	11879	9411	21290	7208	6717	13925	2864	2630	5494	35725	31339	67064
Ogun	1531	1376	2907	6135	5984	12119	12916	9040	21956	11079	10438	21517	4689	6653	11342	36350	33491	69841
Ondo	3432	3351	6783	7445	7629	15074	13347	10060	23407	7471	8588	16059	2982	4317	7299	34677	33945	68622
Osun	71	38	109	122	89	211	534	90	624	220	332	552	125	251	376	1072	800	1872
Oyo	11457	10333	21790	29649	33805	63454	50168	44756	94924	45828	51193	97021	28740	38748	67488	165842	178835	344677
Plateau	3942	3812	7754	9505	9518	19023	11727	9800	21527	7493	7967	15460	3898	4208	8106	36565	35305	71870
Rivers	2169	1819	3988	4118	4901	9019	6330	5599	11929	5497	5712	11209	3440	3905	7345	21554	21936	43490
Sokoto	3097	2481	5578	5984	5103	11087	9705	7153	16858	8731	8006	16737	3625	3182	6807	31142	25925	57067
Taraba	1586	1608	3194	3056	2980	6036	4061	3611	7672	2354	2257	4611	1132	1191	2323	12189	11647	23836
Yobe	1491	1565	3056	2855	3131	5986	4189	4167	8356	3402	3536	6938	1683	1769	3452	13620	14168	27788
Zamfara	1068	830	1898	2283	1530	3813	7260	3432	10692	4694	3834	8528	1648	1358	3006	16953	10984	27937
<b>National</b>	<b>162569</b>	<b>154399</b>	<b>316968</b>	<b>349550</b>	<b>360250</b>	<b>709800</b>	<b>525410</b>	<b>465587</b>	<b>990997</b>	<b>447512</b>	<b>453290</b>	<b>900802</b>	<b>207733</b>	<b>221812</b>	<b>429545</b>	<b>1692774</b>	<b>1655338</b>	<b>3348112</b>

**Table 1. 18: Enrolment in Private ECCDE/Pre-Primary Schools By State, Single Age And Gender: 2021/2022**

State	Below 3 Years			3 Years			4 Years			5 Years			Above 5 Years			Grand Total		
	Male	Female	Total	Male	Female	Total	Male	Female	Total	Male	Female	Total	Male	Female	Total	Male	Female	Total
Abia	11249	11262	22511	14716	15312	30028	16592	16621	33213	14575	15788	30363	3629	3819	7448	60761	62802	123563
Adamawa	4126	3942	8068	7450	7020	14470	9193	8458	17651	7620	7541	15161	4571	4201	8772	32960	31162	64122
Akwa-Ibom	15113	16004	31117	20970	22410	43380	21551	22492	44043	15804	17354	33158	7369	7763	15132	80807	86023	166830
Anambra	11956	11490	23446	15550	15018	30568	16665	15966	32631	14012	15994	30006	4053	4499	8552	62236	62967	125203
Bauchi	2597	2299	4896	4441	4523	8964	6285	6145	12430	4767	4904	9671	2293	2108	4401	20383	19979	40362
Bayelsa	4670	4859	9529	6032	6268	12300	6875	6542	13417	5216	5130	10346	3513	3448	6961	26306	26247	52553
Benue	10266	10073	20339	15323	15011	30334	17615	16608	34223	12663	13345	26008	6156	6080	12236	62023	61117	123140
Borno	2937	2565	5502	8025	7446	15471	9175	8872	18047	7924	7831	15755	5848	5092	10940	33909	31806	65715
Cross River	10058	10179	20237	11302	11705	23007	13019	12312	25331	9561	9869	19430	5689	5942	11631	49629	50007	99636
Delta	12,619	12,683	25302	16,022	15,686	31708	18,164	16,833	34997	13,227	14,871	28098	4,580	4,552	9132	64612	64625	129237
Ebonyi	5473	5299	10772	8342	9125	17467	9379	8831	18210	7303	8019	15322	1717	2102	3819	32214	33376	65590
Edo	5270	4825	10095	7517	7172	14689	8059	7805	15864	6431	6670	13101	2213	2329	4542	29490	28801	58291
Ekiti	6041	6276	12317	6698	6528	13226	8628	6649	15277	5277	5204	10481	2881	2739	5620	29525	27396	56921
Enugu	9707	9659	19366	13738	14642	28380	16986	14827	31813	11882	14120	26002	3324	3530	6854	55637	56778	112415
FCT	11,972	12,586	24558	13,627	13,620	27247	19,151	14,319	33470	9,966	11,203	21169	3,375	3,062	6437	58091	54790	112881
Gombe	1910	1892	3802	3410	3375	6785	5385	5044	10429	3491	3560	7051	2136	2379	4515	16332	16250	32582
Imo	8040	7946	15986	11680	11971	23651	12403	12043	24446	10439	11374	21813	2350	2543	4893	44912	45877	90789
Jigawa	1363	1354	2717	2652	2573	5225	4903	4523	9426	4634	4927	9561	2629	2505	5134	16181	15882	32063
Kaduna	11330	11652	22982	18110	18274	36384	21512	21116	42628	22564	18270	40834	15595	9987	25582	89111	79299	168410
Kano	8735	9274	18009	15897	16455	32352	24648	24710	49358	26303	24212	50515	18389	16584	34973	93972	91235	185207
Katsina	1932	2032	3964	5872	5554	11426	10700	9944	20644	11971	9795	21766	8062	6302	14364	38537	33627	72164
Kebbi	2036	1969	4005	4323	4255	8578	6588	6115	12703	5616	5432	11048	4693	3844	8537	23256	21615	44871
Kogi	6078	6253	12331	9280	9388	18668	10116	9742	19858	5864	6571	12435	2519	2636	5155	33857	34590	68447
Kwara	7429	7440	14869	10377	10125	20502	12531	10939	23470	8532	8888	17420	5623	5610	11233	44492	43002	87494
Lagos	43860	47084	90944	48816	48297	97113	67524	51333	118857	36437	42423	78860	12230	12379	24609	208867	201516	410383
Nassarawa	11249	11433	22682	15012	14763	29775	18796	16775	35571	13021	13999	27020	5778	5499	11277	63856	62469	126325
Niger	8,219	8,033	16252	15,085	14,197	29282	19,189	16,362	35551	12,830	13,120	25950	6,723	6,129	12852	62046	57841	119887
Ogun	17460	18349	35809	22872	22629	45501	26431	23787	50218	19746	19662	39408	9810	10281	20091	96319	94708	191027
Ondo	13885	14655	28540	15255	15433	30688	18346	15413	33759	11562	12446	24008	6711	6525	13236	65759	64472	130231
Osun	9972	10010	19982	10999	10392	21391	14344	11403	25747	9549	9606	19155	6167	6096	12263	51031	47507	98538
Oyo	20758	20690	41448	25479	25426	50905	34288	27431	61719	23640	26425	50065	13761	14213	27974	117926	114185	232111
Plateau	6625	6858	13483	11208	11312	22520	13439	13358	26797	11014	11301	22315	5942	5819	11761	48228	48648	96876
Rivers	14906	15034	29940	17436	17397	34833	21395	17898	39293	13831	15956	29787	5124	5251	10375	72692	71536	144228
Sokoto	662	545	1207	2427	2274	4701	2789	2642	5431	2329	2184	4513	994	870	1864	9201	8515	17716
Taraba	8711	8278	16989	11714	11434	23148	13833	11617	25450	10025	9843	19868	5427	5487	10914	49710	46659	96369
Yobe	1236	1243	2479	2042	2118	4160	2705	2830	5535	2,427	2,578	5005	1,240	1,362	2602	9650	10131	19781
Zamfara	1458	1343	2801	2290	2118	4408	3504	2985	6489	2991	2679	5670	2992	2265	5257	13235	11390	24625
<b>National</b>	<b>331908</b>	<b>337368</b>	<b>669276</b>	<b>451989</b>	<b>451246</b>	<b>903235</b>	<b>562706</b>	<b>501290</b>	<b>1063996</b>	<b>415044</b>	<b>433094</b>	<b>848138</b>	<b>206106</b>	<b>195832</b>	<b>401938</b>	<b>1967753</b>	<b>1918830</b>	<b>3886583</b>

**Table 1. 19: Enrolment in Public and Private ECCDE/Pre-Primary Schools by State, Single Age and Gender: 2021/2022**

State	Below 3 Years			3 Years			4 Years			5 Years			Above 5 Years			Grand Total		
	Male	Female	Total	Male	Female	Total	Male	Female	Total	Male	Female	Total	Male	Female	Total	Male	Female	Total
Abia	17568	17430	34998	25326	26036	51362	28083	28053	56136	25361	26392	51753	7742	8011	15753	104080	105922	210002
Adamawa	6109	5700	11809	12201	11737	23938	16832	16059	32891	13772	14059	27831	7930	7839	15769	56844	55394	112238
Akwa-Ibom	39213	38246	77459	61026	66258	127284	70626	73821	144447	43695	46797	90492	16250	19590	35840	230810	244712	475522
Anambra	18573	17773	36346	26520	25628	52148	29001	27084	56085	24731	27071	51802	8724	10319	19043	107549	107875	215424
Bauchi	4345	3799	8144	9015	9020	18035	15189	14285	29474	12590	12560	25150	5479	5334	10813	46618	44998	91616
Bayelsa	5165	5264	10429	7058	7535	14593	8119	7588	15707	6009	5897	11906	3914	3929	7843	30265	30213	60478
Benue	11596	11334	22930	17408	17047	34455	20999	18895	39894	14159	14977	29136	6826	6757	13583	70988	69010	139998
Borno	5899	5878	11777	12621	12441	25062	16249	16522	32771	14702	15240	29942	9699	9437	19136	59170	59518	118688
Cross River	15225	15432	30657	17467	17869	35336	20763	18478	39241	13509	14141	27650	7210	7748	14958	74174	73668	147842
Delta	15151	15338	30489	22413	21840	44253	26097	24031	50128	19193	21261	40454	6977	7052	14029	89831	89522	179353
Ebonyi	8100	7340	15440	12454	14005	26459	15001	12970	27971	11618	12595	24213	3198	4494	7692	50371	51404	101775
Edo	7615	6929	14544	14355	14241	28596	17399	15990	33389	15115	14869	29984	7370	8399	15769	61854	60428	122282
Ekiti	9548	9617	19165	12011	11740	23751	15913	11804	27717	9019	9011	18030	4418	4530	8948	50909	46702	97611
Enugu	13211	13334	26545	23231	24189	47420	27857	24408	52265	20384	23202	43586	6657	8049	14706	91340	93182	184522
FCT	13252	13785	27037	17278	17047	34325	23730	18188	41918	13563	14738	28301	6086	5701	11787	73909	69459	143368
Gombe	3684	3367	7051	7921	7358	15279	12133	10276	22409	9186	8950	18136	4336	4669	9005	37260	34620	71880
Imo	15876	15888	31764	45964	48207	94171	46401	45602	92003	41876	46109	87985	9938	16897	26835	160055	172703	332758
Jigawa	13278	12270	25548	21812	22007	43819	35983	31112	67095	30442	35491	65933	11692	11961	23653	113207	112841	226048
Kaduna	23765	23560	47325	47639	47614	95253	62593	59597	122190	60593	52428	113021	36500	26676	63176	231090	209875	440965
Kano	25954	26670	52624	46009	48219	94228	77492	76032	153524	89633	85038	174671	53655	45482	99137	292743	281441	574184
Katsina	6420	6482	12902	19625	20492	40117	51757	46164	97921	57408	51698	109106	25043	18947	43990	160253	143783	304036
Kebbi	2777	2645	5422	7001	6524	13525	12257	9899	22156	10735	10165	20900	6667	5375	12042	39437	34608	74045
Kogi	7089	7318	14407	11396	11367	22763	13862	12112	25974	7613	8504	16117	3281	3499	6780	43241	42800	86041
Kwara	9444	9511	18955	15185	14677	29862	22175	17001	39176	13966	14269	28235	10118	9704	19822	70888	65162	136050
Lagos	44946	48156	93102	53699	53047	106746	76884	58559	135443	44234	50021	94255	16903	17810	34713	236666	227593	464259
Nassarawa	12361	12446	24807	17748	17374	35122	22342	19502	41844	15529	16521	32050	7509	6925	14434	75489	72768	148257
Niger	12796	12037	24833	24282	22774	47056	31068	25773	56841	20038	19837	39875	9587	8759	18346	97771	89180	186951
Ogun	18991	19725	38716	29007	28613	57620	39347	32827	72174	30825	30100	60925	14499	16934	31433	132669	128199	260868
Ondo	17317	18006	35323	22700	23062	45762	31693	25473	57166	19033	21034	40067	9693	10842	20535	100436	98417	198853
Osun	10043	10048	20091	11121	10481	21602	14878	11493	26371	9769	9938	19707	6292	6347	12639	52103	48307	100410
Oyo	32215	31023	63238	55128	59231	114359	84456	72187	156643	69468	77618	147086	42501	52961	95462	283768	293020	576788
Plateau	10567	10670	21237	20713	20830	41543	25166	23158	48324	18507	19268	37775	9840	10027	19867	84793	83953	168746
Rivers	17075	16853	33928	21554	22298	43852	27725	23497	51222	19328	21668	40996	8564	9156	17720	94246	93472	187718
Sokoto	3759	3026	6785	8411	7377	15788	12494	9795	22289	11060	10190	21250	4619	4052	8671	40343	34440	74783
Taraba	10297	9886	20183	14770	14414	29184	17894	15228	33122	12379	12100	24479	6559	6678	13237	61899	58306	120205
Yobe	2727	2808	5535	4897	5249	10146	6894	6997	13891	5829	6114	11943	2923	3131	6054	23270	24299	47569
Zamfara	2526	2173	4699	4573	3648	8221	10764	6417	17181	7685	6513	14198	4640	3623	8263	30188	22374	52562
<b>National</b>	<b>494477</b>	<b>491767</b>	<b>986244</b>	<b>801539</b>	<b>811496</b>	<b>1613035</b>	<b>1088116</b>	<b>966877</b>	<b>2054993</b>	<b>862556</b>	<b>886384</b>	<b>1748940</b>	<b>413839</b>	<b>417644</b>	<b>831483</b>	<b>3660527</b>	<b>3574168</b>	<b>7234695</b>

**Table 1. 20: Enrolment in Public ECCDE/Pre-Primary Schools by State, Class And Gender: 2021/2022**

State	Play Group			Nursery 1			Nursery 2			Nursery 3/ 1-year Pre-Primary			Grand Total		
	Male	Female	Total	Male	Female	Total	Male	Female	Total	Male	Female	Total	Male	Female	Total
Abia	5,280	5,286	10,566	13,146	12,733	25,879	12,627	12,847	25,474	12,266	12,254	24,520	43,319	43,120	86,439
Adamawa	2,622	2,319	4,941	9,541	9,801	19,342	8,205	8,270	16,475	3,516	3,842	7,358	23,884	24,232	48,116
Akwa-Ibom	10,212	9,708	19,920	54,552	57,670	112,222	45,345	48,520	93,865	39,894	42,791	82,685	150,003	158,689	308,692
Anambra	6,165	6,231	12,396	13,220	12,838	26,058	13,094	12,590	25,684	12,834	13,249	26,083	45,313	44,908	90,221
Bauchi	1,577	1,389	2,966	11,841	11,891	23,732	9,292	8,399	17,691	3,525	3,340	6,865	26,235	25,019	51,254
Bayelsa	292	392	684	1,512	1,609	3,121	1,264	1,017	2,281	891	948	1,839	3,959	3,966	7,925
Benue	1,289	1,361	2,650	3,121	3,117	6,238	3,257	2,054	5,311	1,298	1,361	2,659	8,965	7,893	16,858
Borno	1,264	1,124	2,388	9,707	11,078	20,785	9,387	10,305	19,692	4,903	5,205	10,108	25,261	27,712	52,973
Cross River	2,976	3,143	6,119	7,931	8,207	16,138	7,878	6,659	14,537	5,760	5,652	11,412	24,545	23,661	48,206
Delta	1,707	1,742	3,449	9,092	9,186	18,278	8,511	8,107	16,618	5,909	5,862	11,771	25,219	24,897	50,116
Ebonyi	1,273	1,455	2,728	6,445	6,670	13,115	5,671	4,748	10,419	4,768	5,155	9,923	18,157	18,028	36,185
Edo	1,230	1,832	3,062	10,889	10,388	21,277	10,495	9,791	20,286	9,750	9,616	19,366	32,364	31,627	63,991
Ekiti	5,443	5,277	10,720	6,682	6,479	13,161	7,552	6,172	13,724	1,707	1,378	3,085	21,384	19,306	40,690
Enugu	2,071	2,460	4,531	12,493	12,402	24,895	11,506	11,137	22,643	9,633	10,405	20,038	35,703	36,404	72,107
FCT	1,070	1,077	2,147	6,428	5,829	12,257	5,602	5,034	10,636	2,718	2,729	5,447	15,818	14,669	30,487
Gombe	2,451	2,207	4,658	8,584	7,583	16,167	6,979	5,829	12,808	2,914	2,751	5,665	20,928	18,370	39,298
Imo	1,620	6,719	8,339	39,597	40,065	79,662	38,080	38,516	76,596	35,846	41,526	77,372	115,143	126,826	241,969
Jigawa	11,818	11,437	23,255	18,205	18,458	36,663	11,078	9,259	20,337	55,925	57,805	113,730	97,026	96,959	193,985
Kaduna	11,853	11,713	23,566	54,332	52,511	106,843	42,809	42,416	85,225	32,985	23,936	56,921	141,979	130,576	272,555
Kano	15,773	15,986	31,759	57,719	59,574	117,293	32,294	31,045	63,339	92,985	83,601	176,586	198,771	190,206	388,977
Katsina	4,001	4,238	8,239	49,081	50,653	99,734	30,792	26,554	57,346	37,842	28,711	66,553	121,716	110,156	231,872
Kebbi	1,859	1,220	3,079	6,134	5,259	11,393	4,674	3,415	8,089	3,514	3,099	6,613	16,181	12,993	29,174
Kogi	776	825	1,601	3,762	3,711	7,473	3,947	2,742	6,689	899	932	1,831	9,384	8,210	17,594
Kwara	3,039	2,865	5,904	7,492	6,966	14,458	9,116	5,893	15,009	6,749	6,436	13,185	26,396	22,160	48,556
Lagos	762	1,052	1,814	8,888	8,652	17,540	9,922	8,144	18,066	8,227	8,229	16,456	27,799	26,077	53,876
Nassarawa	1,963	1,697	3,660	4,155	4,057	8,212	3,908	3,132	7,040	1,607	1,413	3,020	11,633	10,299	21,932
Niger	3,746	3,207	6,953	14,410	13,207	27,617	12,514	10,142	22,656	5,055	4,783	9,838	35,725	31,339	67,064
Ogun	5,089	5,159	10,248	12,053	11,439	23,492	16,897	14,762	31,659	2,311	2,131	4,442	36,350	33,491	69,841
Ondo	3,467	3,469	6,936	9,533	9,766	19,299	11,804	10,097	21,901	9,873	10,613	20,486	34,677	33,945	68,622
Osun	138	355	493	165	117	282	484	88	572	285	240	525	1,072	800	1,872
Oyo	3,005	5,910	8,915	29,038	31,963	61,001	54,003	53,755	107,758	79,796	87,207	167,003	165,842	178,835	344,677
Plateau	5,171	5,379	10,550	13,636	13,568	27,204	11,568	10,111	21,679	6,190	6,247	12,437	36,565	35,305	71,870
Rivers	1,534	1,892	3,426	7,419	7,634	15,053	7,424	7,031	14,455	5,177	5,379	10,556	21,554	21,936	43,490
Sokoto	4,494	3,571	8,065	12,127	10,632	22,759	6,947	5,265	12,212	7,574	6,457	14,031	31,142	25,925	57,067
Taraba	1,897	1,767	3,664	4,343	4,433	8,776	4,132	3,755	7,887	1,817	1,692	3,509	12,189	11,647	23,836
Yobe	802	864	1,666	5,351	6,051	11,402	5,250	5,485	10,735	2,217	1,768	3,985	13,620	14,168	27,788
Zamfara	1,230	839	2,069	6,593	4,969	11,562	4,242	1,585	5,827	4,888	3,591	8,479	16,953	10,984	27,937
<b>National</b>	<b>130,959</b>	<b>137,167</b>	<b>268,126</b>	<b>549,217</b>	<b>551,166</b>	<b>1,100,383</b>	<b>488,550</b>	<b>454,671</b>	<b>943,221</b>	<b>524,048</b>	<b>512,334</b>	<b>1,036,382</b>	<b>1,692,774</b>	<b>1,655,338</b>	<b>3,348,112</b>

**Table 1. 21: Enrolment in Private ECCDE/Pre-Primary Schools by State, Class and Gender: 2021/2022**

State	Play Group			Nursery 1			Nursery 2			Nursery 3/ 1-year Pre-Primary			Grand Total		
	Male	Female	Total	Male	Female	Total	Male	Female	Total	Male	Female	Total	Male	Female	Total
Abia	11,915	12,324	24,239	16,638	17,148	33,786	16,797	17,491	34,288	15,411	15,839	31,250	60,761	62,802	123,563
Adamawa	5,131	4,873	10,004	11,464	10,524	21,988	10,245	9,862	20,107	6,120	5,903	12,023	32,960	31,162	64,122
Akwa-Ibom	20,934	22,263	43,197	23,905	25,015	48,920	22,792	24,488	47,280	13,176	14,257	27,433	80,807	86,023	166,830
Anambra	12,596	12,030	24,626	17,285	17,163	34,448	16,847	17,739	34,586	15,508	16,035	31,543	62,236	62,967	125,203
Bauchi	3,236	3,232	6,468	7,434	6,994	14,428	6,857	7,065	13,922	2,856	2,688	5,544	20,383	19,979	40,362
Bayelsa	6,755	6,982	13,737	7,382	7,595	14,977	7,725	7,002	14,727	4,444	4,668	9,112	26,306	26,247	52,553
Benue	11,706	11,761	23,467	20,990	20,316	41,306	20,601	20,336	40,937	8,726	8,704	17,430	62,023	61,117	123,140
Borno	4,428	3,585	8,013	12,361	11,155	23,516	10,024	9,853	19,877	7,096	7,213	14,309	33,909	31,806	65,715
Cross River	11,128	11,134	22,262	13,854	14,180	28,034	14,157	13,857	28,014	10,490	10,836	21,326	49,629	50,007	99,636
Delta	13,912	13,798	27,710	17,656	17,911	35,567	18,819	18,487	37,306	14,225	14,429	28,654	64,612	64,625	129,237
Ebonyi	4,255	4,435	8,690	10,147	10,511	20,658	9,769	9,904	19,673	8,043	8,526	16,569	32,214	33,376	65,590
Edo	4,817	4,601	9,418	8,934	8,389	17,323	8,515	8,514	17,029	7,224	7,297	14,521	29,490	28,801	58,291
Ekiti	9,342	9,508	18,850	8,090	7,606	15,696	8,757	7,168	15,925	3,336	3,114	6,450	29,525	27,396	56,921
Enugu	8,962	9,029	17,991	15,565	15,969	31,534	17,427	17,355	34,782	13,683	14,425	28,108	55,637	56,778	112,415
FCT	14,348	14,756	29,104	16,297	15,881	32,178	20,355	17,078	37,433	7,091	7,075	14,166	58,091	54,790	112,881
Gombe	2,720	2,594	5,314	5,736	5,810	11,546	6,060	5,770	11,830	1,816	2,076	3,892	16,332	16,250	32,582
Imo	7,539	7,526	15,065	12,927	12,640	25,567	12,594	13,343	25,937	11,852	12,368	24,220	44,912	45,877	90,789
Jigawa	2,157	2,034	4,191	5,107	5,026	10,133	4,477	4,118	8,595	4,440	4,704	9,144	16,181	15,882	32,063
Kaduna	15,863	15,672	31,535	24,739	25,338	50,077	24,875	25,013	49,888	23,634	13,276	36,910	89,111	79,299	168,410
Kano	17,396	17,212	34,608	32,326	34,347	66,673	27,047	28,093	55,140	17,203	11,583	28,786	93,972	91,235	185,207
Katsina	4,695	4,673	9,368	13,077	12,611	25,688	12,470	11,528	23,998	8,295	4,815	13,110	38,537	33,627	72,164
Kebbi	4,454	3,745	8,199	7,217	6,843	14,060	5,798	5,174	10,972	5,787	5,853	11,640	23,256	21,615	44,871
Kogi	6,700	6,996	13,696	12,056	11,956	24,012	11,827	12,370	24,197	3,274	3,268	6,542	33,857	34,590	68,447
Kwara	13,460	13,089	26,549	12,852	12,897	25,749	13,191	12,119	25,310	4,989	4,897	9,886	44,492	43,002	87,494
Lagos	54,170	56,842	111,012	55,264	54,296	109,560	67,389	57,919	125,308	32,044	32,459	64,503	208,867	201,516	410,383
Nassarawa	14,530	14,622	29,152	19,041	18,640	37,681	20,204	19,223	39,427	10,081	9,984	20,065	63,856	62,469	126,325
Niger	10,171	9,428	19,599	19,761	19,107	38,868	21,004	18,928	39,932	11,110	10,378	21,488	62,046	57,841	119,887
Ogun	31,909	32,999	64,908	26,781	27,126	53,907	28,544	25,821	54,365	9,085	8,762	17,847	96,319	94,708	191,027
Ondo	19,943	20,515	40,458	17,892	18,290	36,182	19,713	17,505	37,218	8,211	8,162	16,373	65,759	64,472	130,231
Osun	16,063	14,909	30,972	13,017	13,369	26,386	15,200	12,922	28,122	6,751	6,307	13,058	51,031	47,507	98,538
Oyo	33,887	34,079	67,966	31,730	31,009	62,739	35,606	32,377	67,983	16,703	16,720	33,423	117,926	114,185	232,111
Plateau	9,999	10,219	20,218	13,969	14,773	28,742	14,236	13,732	27,968	10,024	9,924	19,948	48,228	48,648	96,876
Rivers	15,797	15,944	31,741	20,748	20,023	40,771	22,305	21,470	43,775	13,842	14,099	27,941	72,692	71,536	144,228
Sokoto	1,092	845	1,937	3,298	3,071	6,369	2,804	2,679	5,483	2,007	1,920	3,927	9,201	8,515	17,716
Taraba	10,460	9,952	20,412	16,445	15,542	31,987	15,501	14,208	29,709	7,304	6,957	14,261	49,710	46,659	96,369
Yobe	1,252	1,424	2,676	3,205	3,448	6,653	3,152	3,004	6,156	2,041	2,255	4,296	9,650	10,131	19,781
Zamfara	2,002	1,841	3,843	4,164	3,675	7,839	4,256	3,638	7,894	2,813	2,236	5,049	13,235	11,390	24,625
<b>National</b>	<b>439,724</b>	<b>441,471</b>	<b>881,195</b>	<b>579,354</b>	<b>576,194</b>	<b>1,155,548</b>	<b>597,940</b>	<b>567,153</b>	<b>1,165,093</b>	<b>350,735</b>	<b>334,012</b>	<b>684,747</b>	<b>1,967,753</b>	<b>1,918,830</b>	<b>3,886,583</b>



**Table 1. 22: Enrolment in Public and Private ECCDE/Pre-Primary Schools by State, Class and Gender: 2021/2022**

State	Play Group			Nursery 1			Nursery 2			Nursery 3/ 1-year Pre-Primary			Grand Total		
	Male	Female	Total	Male	Female	Total	Male	Female	Total	Male	Female	Total	Male	Female	Total
Abia	17,195	17,610	34,805	29,784	29,881	59,665	29,424	30,338	59,762	27,677	28,093	55,770	104,080	105,922	210,002
Adamawa	7,753	7,192	14,945	21,005	20,325	41,330	18,450	18,132	36,582	9,636	9,745	19,381	56,844	55,394	112,238
Akwa-Ibom	31,146	31,971	63,117	78,457	82,685	161,142	68,137	73,008	141,145	53,070	57,048	110,118	230,810	244,712	475,522
Anambra	18,761	18,261	37,022	30,505	30,001	60,506	29,941	30,329	60,270	28,342	29,284	57,626	107,549	107,875	215,424
Bauchi	4,813	4,621	9,434	19,275	18,885	38,160	16,149	15,464	31,613	6,381	6,028	12,409	46,618	44,998	91,616
Bayelsa	7,047	7,374	14,421	8,894	9,204	18,098	8,989	8,019	17,008	5,335	5,616	10,951	30,265	30,213	60,478
Benue	12,995	13,122	26,117	24,111	23,433	47,544	23,858	22,390	46,248	10,024	10,065	20,089	70,988	69,010	139,998
Borno	5,692	4,709	10,401	22,068	22,233	44,301	19,411	20,158	39,569	11,999	12,418	24,417	59,170	59,518	118,688
Cross River	14,104	14,277	28,381	21,785	22,387	44,172	22,035	20,516	42,551	16,250	16,488	32,738	74,174	73,668	147,842
Delta	15,619	15,540	31,159	26,748	27,097	53,845	27,330	26,594	53,924	20,134	20,291	40,425	89,831	89,522	179,353
Ebonyi	5,528	5,890	11,418	16,592	17,181	33,773	15,440	14,652	30,092	12,811	13,681	26,492	50,371	51,404	101,775
Edo	6,047	6,433	12,480	19,823	18,777	38,600	19,010	18,305	37,315	16,974	16,913	33,887	61,854	60,428	122,282
Ekiti	14,785	14,785	29,570	14,772	14,085	28,857	16,309	13,340	29,649	5,043	4,492	9,535	50,909	46,702	97,611
Enugu	11,033	11,489	22,522	28,058	28,371	56,429	28,933	28,492	57,425	23,316	24,830	48,146	91,340	93,182	184,522
FCT	15,418	15,833	31,251	22,725	21,710	44,435	25,957	22,112	48,069	9,809	9,804	19,613	73,909	69,459	143,368
Gombe	5,171	4,801	9,972	14,320	13,393	27,713	13,039	11,599	24,638	4,730	4,827	9,557	37,260	34,620	71,880
Imo	9,159	14,245	23,404	52,524	52,705	105,229	50,674	51,859	102,533	47,698	53,894	101,592	160,055	172,703	332,758
Jigawa	13,975	13,471	27,446	23,312	23,484	46,796	15,555	13,377	28,932	60,365	62,509	122,874	113,207	112,841	226,048
Kaduna	27,716	27,385	55,101	79,071	77,849	156,920	67,684	67,429	135,113	56,619	37,212	93,831	231,090	209,875	440,965
Kano	33,169	33,198	66,367	90,045	93,921	183,966	59,341	59,138	118,479	110,188	95,184	205,372	292,743	281,441	574,184
Katsina	8,696	8,911	17,607	62,158	63,264	125,422	43,262	38,082	81,344	46,137	33,526	79,663	160,253	143,783	304,036
Kebbi	6,313	4,965	11,278	13,351	12,102	25,453	10,472	8,589	19,061	9,301	8,952	18,253	39,437	34,608	74,045
Kogi	7,476	7,821	15,297	15,818	15,667	31,485	15,774	15,112	30,886	4,173	4,200	8,373	43,241	42,800	86,041
Kwara	16,499	15,954	32,453	20,344	19,863	40,207	22,307	18,012	40,319	11,738	11,333	23,071	70,888	65,162	136,050
Lagos	54,932	57,894	112,826	64,152	62,948	127,100	77,311	66,063	143,374	40,271	40,688	80,959	236,666	227,593	464,259
Nassarawa	16,493	16,319	32,812	23,196	22,697	45,893	24,112	22,355	46,467	11,688	11,397	23,085	75,489	72,768	148,257
Niger	13,917	12,635	26,552	34,171	32,314	66,485	33,518	29,070	62,588	16,165	15,161	31,326	97,771	89,180	186,951
Ogun	36,998	38,158	75,156	38,834	38,565	77,399	45,441	40,583	86,024	11,396	10,893	22,289	132,669	128,199	260,868
Ondo	23,410	23,984	47,394	27,425	28,056	55,481	31,517	27,602	59,119	18,084	18,775	36,859	100,436	98,417	198,853
Osun	16,201	15,264	31,465	13,182	13,486	26,668	15,684	13,010	28,694	7,036	6,547	13,583	52,103	48,307	100,410
Oyo	36,892	39,989	76,881	60,768	62,972	123,740	89,609	86,132	175,741	96,499	103,927	200,426	283,768	293,020	576,788
Plateau	15,170	15,598	30,768	27,605	28,341	55,946	25,804	23,843	49,647	16,214	16,171	32,385	84,793	83,953	168,746
Rivers	17,331	17,836	35,167	28,167	27,657	55,824	29,729	28,501	58,230	19,019	19,478	38,497	94,246	93,472	187,718
Sokoto	5,586	4,416	10,002	15,425	13,703	29,128	9,751	7,944	17,695	9,581	8,377	17,958	40,343	34,440	74,783
Taraba	12,357	11,719	24,076	20,788	19,975	40,763	19,633	17,963	37,596	9,121	8,649	17,770	61,899	58,306	120,205
Yobe	2,054	2,288	4,342	8,556	9,499	18,055	8,402	8,489	16,891	4,258	4,023	8,281	23,270	24,299	47,569
Zamfara	3,232	2,680	5,912	10,757	8,644	19,401	8,498	5,223	13,721	7,701	5,827	13,528	30,188	22,374	52,562
<b>National</b>	<b>570,683</b>	<b>578,638</b>	<b>1,149,321</b>	<b>1,128,571</b>	<b>1,127,360</b>	<b>2,255,931</b>	<b>1,086,490</b>	<b>1,021,824</b>	<b>2,108,314</b>	<b>874,783</b>	<b>846,346</b>	<b>1,721,129</b>	<b>3,660,527</b>	<b>3,574,168</b>	<b>7,234,695</b>

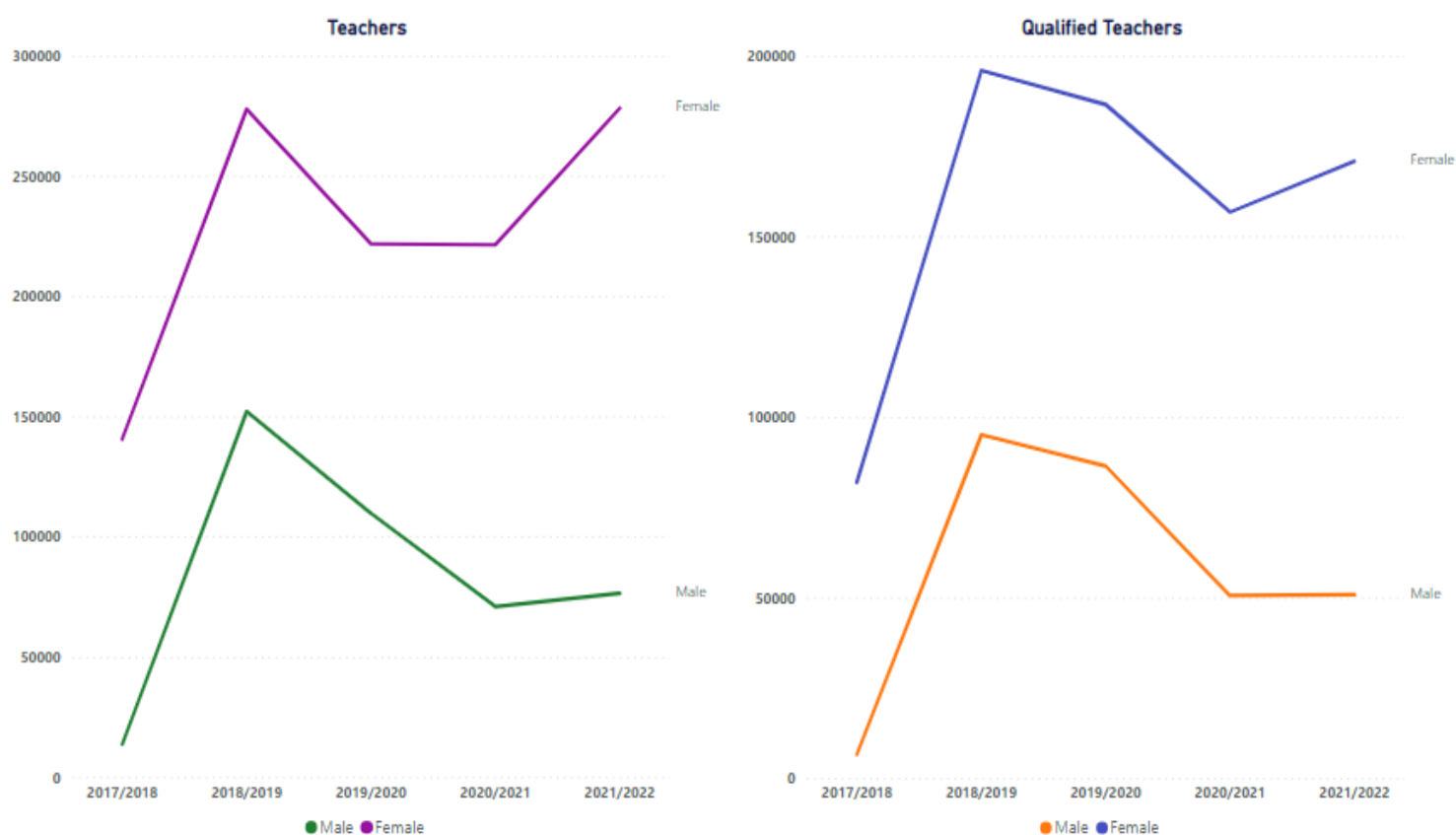
## 1.4 TEACHERS STATISTICS

This section presents statistics of teachers in public and private ECCDE/Pre-primary schools by State, gender and teaching qualification.

Tables 1.23 presents a five-year trend of Teachers by gender and Qualification from 2017/2018 – 2021/2022 while tables 1.24-1.27 display number of Teachers by State, gender and Sector in ECCDE/Pre-Primary Schools

**Table 1. 23: National Summary Public and Private Qualified ECCDE/Pre-Primary School Teachers by Year and Gender: 2017/2018 -2021/2022**

Year	All Teachers			Qualified Teachers		
	Male	Female	Total	Male	Female	Total
2017/2018	13,637	140,580	154,217	6,633	81,853	88,486
2018/2019	152,078	277,774	429,852	95,099	195,882	290,981
2019/2020	109,821	226,546	336,367	86,465	188,936	275,401
2020/2021	70,929	221,304	292,233	50,595	156,690	207,285
2021/2022	76,462	278,189	354,651	50,832	170,784	221,616



**Figure 1. 4: National Summary Public And Private Qualified ECCDE/Pre-Primary School Teachers By Year And Gender: 2017/2018 -2021/2022**

**Table 1. 24: Number of Teachers In Public And Private ECCDE/Pre-Primary Schools By State And Gender: 2021/2022**

State	Public			Private		
	Male	Female	Total	Male	Female	Total
Abia	221	1,968	2,189	405	6,044	6,449
Adamawa	821	1,496	2,317	1,252	2,713	3,965
Akwa Ibom	3,792	5,213	9,005	1,583	6,509	8,092
Anambra	358	3,848	4,206	486	7,104	7,590
Bauchi	510	818	1,328	935	1,663	2,598
Bayelsa	93	338	431	578	3,183	3,761
Benue	231	689	920	1,525	4,210	5,735
Borno	580	995	1,575	1,004	2,132	3,136
Cross Rivers	1,109	2,812	3,921	1,159	5,003	6,162
Delta	456	2,346	2,802	1,102	7,778	8,880
Ebonyi	117	961	1,078	244	2,398	2,642
Edo	258	1,789	2,047	283	3,015	3,298
Ekiti	132	1,359	1,491	532	4,248	4,780
Enugu	286	3,003	3,289	668	6,392	7,060
FCT	398	1,710	2,108	1,943	8,897	10,840
Gombe	460	954	1,414	523	1,561	2,084
Imo	115	2,147	2,262	293	3,891	4,184
Jigawa	3,642	1,537	5,179	676	831	1,507
Kaduna	1,803	4,531	6,334	2,452	7,176	9,628
Kano	4,561	3,551	8,112	2,922	6,650	9,572
Katsina	1,883	1,791	3,674	854	2,115	2,969
Kebbi	494	739	1,233	797	1,049	1,846
Kogi	130	675	805	795	3,505	4,300
Kwara	324	1,446	1,770	921	4,807	5,728
Lagos	693	2,695	3,388	5,268	34,653	39,921
Nasarawa	256	711	967	1,381	5,885	7,266
Niger	862	2,124	2,986	2,180	6,011	8,191
Ogun	461	2,547	3,008	2,735	16,358	19,093
Ondo	669	2,106	2,775	1,257	7,918	9,175
Osun	15	64	79	1,524	6,703	8,227
Oyo	1,285	3,898	5,183	2,264	12,001	14,265
Plateau	605	2,229	2,834	967	4,416	5,383
Rivers	202	1,050	1,252	1,297	9,348	10,645
Sokoto	1,422	886	2,308	320	837	1,157
Taraba	470	713	1,183	2,032	3,154	5,186
Yobe	218	405	623	348	626	974
Zamfara	515	365	880	510	896	1,406
<b>National</b>	<b>30,447</b>	<b>66,509</b>	<b>96,956</b>	<b>46,015</b>	<b>211,680</b>	<b>257,695</b>

**Table 1. 25: Number of Qualified Teachers in Public ECCDE/Pre-Primary Schools By State and Gender: 2021/2022**

State	Number Of Teachers			Number Of Qualified Teachers		
	Male	Female	Total	Male	Female	Total
Abia	221	1,968	2,189	149	1,693	1,842
Adamawa	821	1,496	2,317	631	1,223	1,854
Akwa Ibom	3,792	5,213	9,005	3,512	4,887	8,399
Anambra	358	3,848	4,206	258	2,940	3,198
Bauchi	510	818	1,328	397	729	1,126
Bayelsa	93	338	431	83	276	359
Benue	231	689	920	159	623	782
Borno	580	995	1,575	408	731	1,139
Cross Rivers	1,109	2,812	3,921	880	2,353	3,233
Delta	456	2,346	2,802	302	1,960	2,262
Ebonyi	117	961	1,078	86	869	955
Edo	258	1,789	2,047	156	1,592	1,748
Ekiti	132	1,359	1,491	92	1,205	1,297
Enugu	286	3,003	3,289	246	2,504	2,750
FCT	398	1,710	2,108	337	1,450	1,787
Gombe	460	954	1,414	357	731	1,088
Imo	115	2,147	2,262	83	1,906	1,989
Jigawa	3,642	1,537	5,179	2,611	1,049	3,660
Kaduna	1,803	4,531	6,334	1,527	3,986	5,513
Kano	4,561	3,551	8,112	3,783	2,765	6,548
Katsina	1,883	1,791	3,674	1,302	1,342	2,644
Kebbi	494	739	1,233	368	488	856
Kogi	130	675	805	92	537	629
Kwara	324	1,446	1,770	239	1,178	1,417
Lagos	693	2,695	3,388	552	2,404	2,956
Nasarawa	256	711	967	179	547	726
Niger	862	2,124	2,986	633	1,789	2,422
Ogun	461	2,547	3,008	364	2,242	2,606
Ondo	669	2,106	2,775	398	1,660	2,058
Osun	15	64	79	13	61	74
Oyo	1,285	3,898	5,183	1,010	3,436	4,446
Plateau	605	2,229	2,834	512	1,938	2,450
Rivers	202	1,050	1,252	146	833	979
Sokoto	1,422	886	2,308	966	610	1,576
Taraba	470	713	1,183	385	586	971
Yobe	218	405	623	153	289	442
Zamfara	515	365	880	394	276	670
<b>National</b>	<b>30,447</b>	<b>66,509</b>	<b>96,956</b>	<b>23,763</b>	<b>55,688</b>	<b>79,451</b>

**Table 1. 26: Number of Qualified Teachers In private ECCDE/Pre-Primary Schools By State and Gender: 2021/2022**

State	Number Of Teachers			Number Of Qualified Teachers		
	Male	Female	Total	Male	Female	Total
Abia	405	6,044	6,449	166	2,811	2,977
Adamawa	1,252	2,713	3,965	758	1,717	2,475
Akaw Ibom	1,583	6,509	8,092	921	3,863	4,784
Anambra	486	7,104	7,590	274	3,497	3,771
Bauchi	935	1,663	2,598	646	1,140	1,786
Bayelsa	578	3,183	3,761	267	1,233	1,500
Benue	1,525	4,210	5,735	803	2,262	3,065
Borno	1,004	2,132	3,136	549	1,298	1,847
Cross Rivers	1,159	5,003	6,162	756	2,884	3,640
Delta	1,102	7,778	8,880	564	4,132	4,696
Ebonyi	244	2,398	2,642	112	1,057	1,169
Edo	283	3,015	3,298	141	1,569	1,710
Ekiti	532	4,248	4,780	282	2,062	2,344
Enugu	668	6,392	7,060	415	3,516	3,931
FCT	1,943	8,897	10,840	1,309	5,590	6,899
Gombe	523	1,561	2,084	356	1,011	1,367
Imo	293	3,891	4,184	184	1,847	2,031
Jigawa	676	831	1,507	363	409	772
Kaduna	2,452	7,176	9,628	1,552	4,365	5,917
Kano	2,922	6,650	9,572	2,033	4,022	6,055
Katsina	854	2,115	2,969	569	1,205	1,774
Kebbi	797	1,049	1,846	332	556	888
Kogi	795	3,505	4,300	425	1,745	2,170
Kwara	921	4,807	5,728	517	2,802	3,319
Lagos	5,268	34,653	39,921	3,024	17,088	20,112
Nasarawa	1,381	5,885	7,266	861	3,391	4,252
Niger	2,180	6,011	8,191	1,329	3,474	4,803
Ogun	2,735	16,358	19,093	1,627	8,580	10,207
Ondo	1,257	7,918	9,175	605	3,429	4,034
Osun	1,524	6,703	8,227	942	3,865	4,807
Oyo	2,264	12,001	14,265	1,264	7,748	9,012
Plateau	967	4,416	5,383	642	3,050	3,692
Rivers	1,297	9,348	10,645	666	4,942	5,608
Sokoto	320	837	1,157	222	575	797
Taraba	2,032	3,154	5,186	1,030	1,338	2,368
Yobe	348	626	974	211	425	636
Zamfara	510	896	1,406	352	598	950
<b>National</b>	<b>46,015</b>	<b>211,680</b>	<b>257,695</b>	<b>27,069</b>	<b>115,096</b>	<b>142,165</b>

**Table 1. 27: Number of Qualified Teachers in Public and Private ECCDE/Pre-Primary Schools by State and Gender: 2021/2022**

State	Number Of Teachers			Number Of Qualified Teachers		
	Male	Female	Total	Male	Female	Total
Abia	626	8,012	8,638	315	4,504	4,819
Adamawa	2,073	4,209	6,282	1,389	2,940	4,329
Akaw Ibom	5,375	11,722	17,097	4,433	8,750	13,183
Anambra	844	10,952	11,796	532	6,437	6,969
Bauchi	1,445	2,481	3,926	1,043	1,869	2,912
Bayelsa	671	3,521	4,192	350	1,509	1,859
Benue	1,756	4,899	6,655	962	2,885	3,847
Borno	1,584	3,127	4,711	957	2,029	2,986
Cross Rivers	2,268	7,815	10,083	1,636	5,237	6,873
Delta	1,558	10,124	11,682	866	6,092	6,958
Ebonyi	361	3,359	3,720	198	1,926	2,124
Edo	541	4,804	5,345	297	3,161	3,458
Ekiti	664	5,607	6,271	374	3,267	3,641
Enugu	954	9,395	10,349	661	6,020	6,681
FCT	2,341	10,607	12,948	1,646	7,040	8,686
Gombe	983	2,515	3,498	713	1,742	2,455
Imo	408	6,038	6,446	267	3,753	4,020
Jigawa	4,318	2,368	6,686	2,974	1,458	4,432
Kaduna	4,255	11,707	15,962	3,079	8,351	11,430
Kano	7,483	10,201	17,684	5,816	6,787	12,603
Katsina	2,737	3,906	6,643	1,871	2,547	4,418
Kebbi	1,291	1,788	3,079	700	1,044	1,744
Kogi	925	4,180	5,105	517	2,282	2,799
Kwara	1,245	6,253	7,498	756	3,980	4,736
Lagos	5,961	37,348	43,309	3,576	19,492	23,068
Nasarawa	1,637	6,596	8,233	1,040	3,938	4,978
Niger	3,042	8,135	11,177	1,962	5,263	7,225
Ogun	3,196	18,905	22,101	1,991	10,822	12,813
Ondo	1,926	10,024	11,950	1,003	5,089	6,092
Osun	1,539	6,767	8,306	955	3,926	4,881
Oyo	3,549	15,899	19,448	2,274	11,184	13,458
Plateau	1,572	6,645	8,217	1,154	4,988	6,142
Rivers	1,499	10,398	11,897	812	5,775	6,587
Sokoto	1,742	1,723	3,465	1,188	1,185	2,373
Taraba	2,502	3,867	6,369	1,415	1,924	3,339
Yobe	566	1,031	1,597	364	714	1,078
Zamfara	1,025	1,261	2,286	746	874	1,620
<b>National</b>	<b>76,462</b>	<b>278,189</b>	<b>354,651</b>	<b>50,832</b>	<b>170,784</b>	<b>221,616</b>

## 1.5 Facilities

This section presents facilities available in ECCDE/Pre-Primary Schools – classrooms and toilets

Table 1.28 displays number and conditions of classrooms in public and private ECCDE/Pre-Primary while Table 1.29 – 1.31 displays the number and usage of toilets in ECCDE/Pre-primary

**Table 1. 28: Number of Classrooms In Public And Private ECCDE/Pre-Primary By State And Condition:2021/2022**

State	Public			Private			Both		
	Good Classroom	Bad Classroom	Total	Good Classroom	Bad Classroom	Total	Good Classroom	Bad Classroom	Total
Abia	1,913	1,534	3,447	7,114	589	7,703	9,027	2,123	11,150
Adamawa	644	440	1,084	2,052	455	2,507	2,696	895	3,591
Akwa Ibom	8,178	4,252	12,430	6,418	1,002	7,420	14,596	5,254	19,850
Anambra	2,367	1,520	3,887	6,291	495	6,786	8,658	2,015	10,673
Bauchi	437	453	890	1,364	229	1,593	1,801	682	2,483
Bayelsa	198	158	356	2,674	809	3,483	2,872	967	3,839
Benue	418	366	784	4,030	722	4,752	4,448	1,088	5,536
Borno	663	450	1,113	1,522	288	1,810	2,185	738	2,923
Cross Rivers	1,628	1,305	2,933	4,314	626	4,940	5,942	1,931	7,873
Delta	1,340	740	2,080	7,693	290	7,983	9,033	1,030	10,063
Ebonyi	731	681	1,412	2,451	398	2,849	3,182	1,079	4,261
Edo	1,668	840	2,508	3,027	132	3,159	4,695	972	5,667
Ekiti	1,130	848	1,978	4,243	292	4,535	5,373	1,140	6,513
Enugu	2,143	1,797	3,940	5,885	443	6,328	8,028	2,240	10,268
FCT	612	398	1,010	7,633	206	7,839	8,245	604	8,849
Gombe	482	342	824	1,241	192	1,433	1,723	534	2,257
Imo	1,879	2,990	4,869	4,057	617	4,674	5,936	3,607	9,543
Jigawa	1,573	1,502	3,075	787	131	918	2,360	1,633	3,993
Kaduna	1,925	2,758	4,683	6,130	541	6,671	8,055	3,299	11,354
Kano	2,510	2,591	5,101	4,899	1,157	6,056	7,409	3,748	11,157
Katsina	1,809	1,142	2,951	2,081	170	2,251	3,890	1,312	5,202
Kebbi	374	255	629	954	85	1,039	1,328	340	1,668
Kogi	532	345	877	3,311	580	3,891	3,843	925	4,768
Kwara	924	804	1,728	4,833	424	5,257	5,757	1,228	6,985
Lagos	2,191	781	2,972	37,674	1,352	39,026	39,865	2,133	41,998
Nasarawa	350	292	642	5,909	555	6,464	6,259	847	7,106
Niger	962	716	1,678	5,425	386	5,811	6,387	1,102	7,489
Ogun	1,702	832	2,534	15,618	520	16,138	17,320	1,352	18,672
Ondo	1,400	1,550	2,950	7,680	1,050	8,730	9,080	2,600	11,680
Osun	60	16	76	6,254	314	6,568	6,314	330	6,644
Oyo	2,516	2,263	4,779	13,233	863	14,096	15,749	3,126	18,875
Plateau	1,268	1,212	2,480	3,805	640	4,445	5,073	1,852	6,925
Rivers	1,010	813	1,823	9,649	492	10,141	10,659	1,305	11,964
Sokoto	679	467	1,146	702	38	740	1,381	505	1,886
Taraba	403	344	747	3,018	716	3,734	3,421	1,060	4,481
Yobe	308	140	448	513	86	599	821	226	1,047
Zamfara	317	201	518	877	39	916	1,194	240	1,434
<b>National</b>	<b>49,244</b>	<b>38,138</b>	<b>87,382</b>	<b>205,361</b>	<b>17,924</b>	<b>223,285</b>	<b>254,605</b>	<b>56,062</b>	<b>310,667</b>

**Table 1. 29: Number of Toilets in Public ECCDE/Pre-Primary Schools By State And Usage: 2021/2022**

State	Student Toilets			Teachers Toilets		
	Male	Female	Total	Male	Female	Total
Abia	194	172	366	80	163	243
Adamawa	230	238	468	176	182	358
Akwa-Ibom	564	601	1,165	297	298	595
Anambra	370	376	746	73	309	382
Bauchi	237	241	478	108	100	208
Bayelsa	55	55	110	30	30	60
Benue	161	159	320	96	90	186
Borno	318	322	640	144	171	315
Cross River	255	231	486	151	184	335
Delta	232	215	447	132	180	312
Ebonyi	71	58	129	62	50	112
Edo	242	241	483	186	254	440
Ekiti	273	245	518	174	182	356
Enugu	223	241	464	157	203	360
FCT	188	182	370	167	164	331
Gombe	164	158	322	77	93	170
Imo	246	221	467	93	195	288
Jigawa	897	881	1,778	493	202	695
Kaduna	782	814	1,596	444	489	933
Kano	1,493	1,496	2,989	922	635	1,557
Katsina	1,224	1,268	2,492	580	390	970
Kebbi	174	173	347	122	128	250
Kogi	83	58	141	54	51	105
Kwara	163	150	313	92	101	193
Lagos	1,305	1,369	2,674	590	666	1,256
Nassarawa	47	46	93	39	37	76
Niger	206	210	416	205	166	371
Ogun	405	443	848	175	238	413
Ondo	323	310	633	192	207	399
Osun	21	19	40	20	13	33
Oyo	545	476	1,021	315	377	692
Plateau	148	155	303	143	127	270
Rivers	441	442	883	294	336	630
Sokoto	274	269	543	178	151	329
Taraba	90	87	177	67	58	125
Yobe	207	214	421	80	70	150
Zamfara	267	219	486	147	95	242
<b>National</b>	<b>13,118</b>	<b>13,055</b>	<b>26,173</b>	<b>7,355</b>	<b>7,385</b>	<b>14,740</b>



**Table 1. 30: Number of Toilets In Private ECCDE/Pre Primary Schools By State And Usage: 2021/2022**

State	Student Toilets			Teachers Toilets		
	Male	Female	Total	Male	Female	Total
Abia	1,565	1,527	3,092	628	653	1,281
Adamawa	566	558	1,124	253	215	468
Akwa-Ibom	1,140	1,049	2,189	470	491	961
Anambra	1,391	1,567	2,958	444	525	969
Bauchi	361	387	748	161	146	307
Bayelsa	465	488	953	201	225	426
Benue	1,445	1,410	2,855	573	492	1,065
Borno	557	493	1,050	230	244	474
Cross River	868	813	1,681	440	424	864
Delta	1,851	1,787	3,638	732	730	1,462
Ebonyi	452	412	864	237	226	463
Edo	1062	1072	2,134	558	527	1,085
Ekiti	508	517	1,025	250	252	502
Enugu	733	743	1,476	278	308	586
FCT	2,240	2,279	4,519	893	867	1,760
Gombe	500	475	975	160	175	335
Imo	705	711	1,416	293	298	591
Jigawa	146	122	268	56	44	100
Kaduna	2,463	2,599	5,062	1,093	1,071	2,164
Kano	1,340	1,318	2,658	662	593	1,255
Katsina	829	824	1,653	407	309	716
Kebbi	215	226	441	104	105	209
Kogi	914	816	1,730	452	458	910
Kwara	729	707	1,436	334	333	667
Lagos	7,453	7,511	14,964	3,045	3,062	6,107
Nassarawa	1,360	1,288	2,648	553	524	1,077
Niger	1,123	1,101	2,224	536	497	1,033
Ogun	3,787	3,741	7,528	1,788	1,738	3,526
Ondo	1,026	960	1,986	442	421	863
Osun	1,060	971	2,031	563	540	1,103
Oyo	2,104	2,147	4,251	1,144	1,058	2,202
Plateau	1,421	1,514	2,935	616	615	1,231
Rivers	2,492	2,616	5,108	1,164	1,118	2,282
Sokoto	255	262	517	100	114	214
Taraba	691	674	1,365	313	312	625
Yobe	265	289	554	124	117	241
Zamfara	260	333	593	124	115	239
<b>National</b>	<b>46,342</b>	<b>46,307</b>	<b>92,649</b>	<b>20,421</b>	<b>19,942</b>	<b>40,363</b>

**Table 1. 31: Number of Toilets in Public and Private ECCDE/Pre-Primary Schools By State And Usage: 2021/2022**

State	Student Toilets			Teachers Toilets		
	Male	Female	Total	Male	Female	Total
Abia	1,759	1,699	3,458	708	816	1,524
Anambra	796	796	1,592	429	397	826
Akwa-Ibom	1,704	1,650	3,354	767	789	1,556
Anambra	1,761	1,943	3,704	517	834	1,351
Bauchi	598	628	1,226	269	246	515
Bayelsa	520	543	1,063	231	255	486
Benue	1,606	1,569	3,175	669	582	1,251
Borno	875	815	1,690	374	415	789
Cross River	1,123	1,044	2,167	591	608	1,199
Delta	2,083	2,002	4,085	864	910	1,774
Ebonyi	523	470	993	299	276	575
Edo	1,304	1,313	2,617	744	781	1,525
Ekiti	781	762	1,543	424	434	858
Enugu	956	984	1,940	435	511	946
FCT	2,428	2,461	4,889	1,060	1,031	2,091
Gombe	664	633	1,297	237	268	505
Imo	951	932	1,883	386	493	879
Jigawa	1,043	1,003	2,046	549	246	795
Kaduna	3,245	3,413	6,658	1,537	1,560	3,097
Kano	2,833	2,814	5,647	1,584	1,228	2,812
Katsina	2,053	2,092	4,145	987	699	1,686
Kebbi	389	399	788	226	233	459
Kogi	997	874	1,871	506	509	1,015
Kwara	892	857	1,749	426	434	860
Lagos	8,758	8,880	17,638	3,635	3,728	7,363
Nassarawa	1,407	1,334	2,741	592	561	1,153
Niger	1,329	1,311	2,640	741	663	1,404
Ogun	4,192	4,184	8,376	1,963	1,976	3,939
Ondo	1,349	1,270	2,619	634	628	1,262
Osun	1,081	990	2,071	583	553	1,136
Oyo	2,649	2,623	5,272	1,459	1,435	2,894
Plateau	1,569	1,669	3,238	759	742	1,501
Rivers	2,933	3,058	5,991	1,458	1,454	2,912
Sokoto	529	531	1,060	278	265	543
Taraba	781	761	1,542	380	370	750
Yobe	472	503	975	204	187	391
Zamfara	527	552	1,079	271	210	481
National	59,460	59,362	118,822	27,776	27,327	55,103

## 1.6 Statistics of Regular and inclusive Special Needs public and private ECDDE/Pre-Primary Schools

This section presents statistics of Regular and inclusive Special Needs public and private ECDDE/Pre-Primary Schools, number of schools, enrolment by type of impairment and by personnel, gender and state.

Tables 1.32 – 1.34 displays statistics of Special Needs Children in Inclusive Public and private ECCDE/Pre-Primary Schools by State, number of schools, Impairment Type and Gender while Tables 1. 35 – 1.37 displays statistics of Special Needs Schools by State, number of schools, Enrolment and Personnel in Public and Private ECCDE/Pre-Primary Schools

**Table 1. 32: Table Special Needs Children In Inclusive Public ECCDE/Pre-Primary Schools By State, Impairment Type And Gender: 2021/2022**

State	No Of Sch.	Visual Impairment		Hearing Impairment		Physical Challenged		Mentally Challenged		Gifted/Talented		Others		Grand Total		
		Male	Female	Male	Female	Male	Female	Male	Female	Male	Female	Male	Female	Male	Female	Total
Abia	-	-	-	-	-	-	-	-	-	-	-	-	-	-	-	-
Adamawa	4	-	-	-	-	-	-	-	-	-	-	-	-	-	-	-
Akwa-Ibom	-	-	-	-	-	-	-	-	-	-	-	-	-	-	-	-
Anambra	9	-	-	-	-	-	-	-	-	-	-	-	-	-	-	-
Bauchi	23	11	-	-	-	-	-	-	-	1	1	-	-	12	1	13
Bayelsa	-	-	-	-	-	-	-	-	-	-	-	-	-	-	-	-
Benue	1	-	-	-	-	-	-	-	-	-	-	-	-	-	-	-
Borno	2	-	-	-	-	-	-	-	-	-	-	-	-	-	-	-
Cross-River	-	-	-	-	-	-	-	-	-	-	-	-	-	-	-	-
Delta	3	-	-	-	-	-	-	-	-	-	-	-	-	-	-	-
Ebonyi	1	-	-	-	-	-	-	-	-	-	-	-	-	-	-	-
Edo	-	-	-	-	-	-	-	-	-	-	-	-	-	-	-	-
Ekiti	4	10	-	-	1	-	-	-	-	-	-	-	-	10	1	11
Enugu	1	-	-	-	-	-	-	-	-	-	-	-	-	-	-	-
FCT-Abuja	1	-	-	-	-	-	-	-	-	-	-	-	-	-	-	-
Gombe	28	-	-	2	2	1	-	-	-	11	10	-	-	14	12	26
Imo	-	-	-	-	-	-	-	-	-	-	-	-	-	-	-	-
Jigawa	17	-	-	1	1	-	-	1	1	-	-	-	-	2	2	4
Kaduna	2	-	-	-	-	-	-	-	-	-	-	-	-	-	-	-
Kano	97	-	10	4	10	-	1	-	5	1	11	-	-	5	37	42
Katsina	4	-	-	-	-	-	-	-	-	10	7	-	2	10	9	19
Kebbi	2	-	-	-	-	-	-	-	-	-	-	-	-	-	-	-
Kogi	12	-	-	-	-	-	-	5	-	7	13	-	-	12	13	25
Kwara	1	-	-	-	-	-	-	-	-	-	-	-	-	-	-	-
Lagos	2	-	-	-	-	-	-	-	-	-	-	-	-	-	-	-
Nasarawa	33	-	-	2	2	-	-	-	4	5	10	-	-	7	16	23

Niger	39	-	-	1	2	-	-	-	-	7	6	-	-	8	8	16
Ogun	2	-	-	-	-	-	-	-	-	-	-	-	-	-	-	-
Ondo	-	-	-	-	-	-	-	-	-	-	-	-	-	-	-	-
Osun	2	-	2	1	-	1	1	-	-	-	-	-	-	2	3	5
Oyo	3	-	-	-	-	-	-	-	-	-	-	-	-	-	-	-
Plateau	3	1	-	-	-	-	-	-	2	-	-	-	-	1	2	3
Rivers	5	-	-	-	-	-	-	-	-	-	-	-	-	-	-	-
Sokoto	13	-	-	2	-	1	1	-	-	1	-	-	-	4	1	5
Taraba	5	2	-	-	-	3	-	-	-	1	-	-	-	6	-	6
Yobe	5	2	2	1	-	1	1	-	1	15	14	-	-	19	18	37
Zamfara	1	-	-	-	-	-	-	-	-	-	-	-	-	-	-	-
<b>National</b>	<b>325</b>	<b>26</b>	<b>14</b>	<b>14</b>	<b>18</b>	<b>7</b>	<b>4</b>	<b>6</b>	<b>13</b>	<b>59</b>	<b>72</b>	<b>-</b>	<b>2</b>	<b>112</b>	<b>123</b>	<b>235</b>

**Table 1. 33: Special Needs Children In Inclusive Private ECCDE/Pre-Primary Schools By State, Impairment Type and Gender: 2021/2022**

State	No Of Sch.	Visual Impairment		Hearing Impairment		Physical Challenged		Mentally Challenged		Gifted/Talented		Others		Grand Total		
		Male	Female	Male	Female	Male	Female	Male	Female	Male	Female	Male	Female	Male	Female	Total
Abia	20	1	-	-	-	-	-	-	-	6	6	-	-	7	6	13
Adamawa	25	10	-	-	-	-	1	1	-	-	-	-	-	11	1	12
Akwa-Ibom	59	-	-	-	-	3	1	2	-	16	18	-	-	21	19	40
Anambra	36	1	-	1	1	1	1	-	1	2	3	-	-	5	6	11
Bauchi	7	-	-	-	-	-	-	-	-	1	2	-	-	1	2	3
Bayelsa	3	-	-	-	-	-	-	-	-	2	-	-	-	2	-	2
Benue	9	-	-	-	-	-	8	-	-	-	-	-	-	-	8	8
Borno	61	7	4	3	4	12	14	9	4	63	75	3	2	97	103	200
Cross-River	14	-	-	-	-	2	4	2	-	31	30	-	-	35	34	69
Delta	10	-	-	-	-	2	-	-	1	-	-	-	-	2	1	3
Ebonyi	14	-	-	-	-	-	1	-	-	-	-	-	-	-	1	1
Edo	3	-	-	-	-	-	-	-	-	-	-	-	-	-	-	-
Ekiti	12	-	-	-	-	-	-	-	-	1	1	-	-	1	1	2
Enugu	25	-	-	-	1	-	-	-	-	8	10	-	-	8	11	19
FCT-Abuja	80	-	-	-	1	2	1	-	-	-	-	-	1	2	3	5
Gombe	5	-	-	-	-	1	-	-	-	-	-	-	-	1	-	1
Imo	4	-	-	-	-	-	-	-	-	-	-	-	-	-	-	-
Jigawa	21	-	-	-	-	-	-	-	-	-	-	-	-	-	-	-
Kaduna	18	-	-	-	-	-	-	-	-	-	-	-	-	-	-	-
Kano	27	-	-	-	1	3	1	2	6	13	-	-	-	18	8	26
Katsina	25	1	-	3	1	4	1	2	-	6	6	-	1	16	9	25
Kebbi	28	-	-	-	-	4	-	-	1	6	3	-	-	10	4	14
Kogi	10	-	-	-	-	-	1	-	-	26	13	-	-	26	14	40
Kwara	15	2	1	3	2	-	-	-	3	3	-	-	-	8	6	14
Lagos	262	-	-	1	-	3	2	1	3	15	18	-	-	20	23	43
Nasarawa	18	-	-	-	1	-	-	1	-	-	-	-	-	1	1	2
Niger	30	1	1	-	-	-	-	-	-	7	5	-	-	8	6	14
Ogun	72	-	-	-	-	-	1	-	-	-	-	-	-	-	1	1
Ondo	6	-	-	-	-	-	5	-	2	1	-	-	-	1	7	8
Osun	42	-	-	-	-	-	-	-	-	1	3	-	-	1	3	4
Oyo	53	1	1	1	-	-	1	-	-	3	3	2	1	7	6	13
Plateau	26	2	1	-	1	-	2	1	-	16	21	1	-	20	25	45
Rivers	21	-	-	-	-	-	-	1	-	10	22	-	-	11	22	33
Sokoto	3	-	-	-	-	-	1	-	-	-	-	-	-	-	1	1
Taraba	12	-	-	-	-	-	-	1	-	19	10	-	-	20	10	30
Yobe	4	-	-	-	-	-	-	-	-	-	-	-	-	-	-	-
Zamfara	28	-	-	-	-	-	-	-	-	5	-	-	-	5	-	5
<b>National</b>	<b>1,108</b>	<b>26</b>	<b>8</b>	<b>12</b>	<b>13</b>	<b>37</b>	<b>46</b>	<b>23</b>	<b>21</b>	<b>261</b>	<b>249</b>	<b>6</b>	<b>5</b>	<b>365</b>	<b>342</b>	<b>707</b>

**Table 1. 34: Special Needs Children In Inclusive Public And Private ECCDE/Pre-Primary Schools By State, Impairment Type And Gender:2021/2022**

State	No Of Sch.	Visual Impairment		Hearing Impairment		Physical Challenged		Mentally		Gifted/Talented		Others		Grand Total		
		Male	Female	Male	Female	Male	Female	Male	Female	Male	Female	Male	Female	Male	Female	Total
Abia	20	1	-	-	-	-	-	-	-	6	6	-	-	7	6	13
Adamawa	29	10	-	-	-	-	1	1	-	-	-	-	-	11	1	12
Akwa-Ibom	59	-	-	-	-	3	1	2	-	16	18	-	-	21	19	40
Anambra	45	1	-	1	1	1	1	-	1	2	3	-	-	5	6	11
Bauchi	30	11	-	-	-	-	-	-	-	2	3	-	-	13	3	16
Bayelsa	3	-	-	-	-	-	-	-	-	2	-	-	-	2	-	2
Benue	10	-	-	-	-	-	8	-	-	-	-	-	-	-	8	8
Borno	63	7	4	3	4	12	14	9	4	63	75	3	2	97	103	200
Cross-River	14	-	-	-	-	2	4	2	-	31	30	-	-	35	34	69
Delta	13	-	-	-	-	2	-	-	1	-	-	-	-	2	1	3
Ebonyi	15	-	-	-	-	-	1	-	-	-	-	-	-	-	1	1
Edo	3	-	-	-	-	-	-	-	-	-	-	-	-	-	-	-
Ekiti	16	10	-	-	1	-	-	-	-	1	1	-	-	11	2	13
Enugu	26	-	-	-	1	-	-	-	-	8	10	-	-	8	11	19
FCT-Abuja	81	-	-	-	1	2	1	-	-	-	-	-	1	2	3	5
Gombe	33	-	-	2	2	2	-	-	-	11	10	-	-	15	12	27
Imo	4	-	-	-	-	-	-	-	-	-	-	-	-	-	-	-
Jigawa	38	-	-	1	1	-	-	1	1	-	-	-	-	2	2	4
Kaduna	20	-	-	-	-	-	-	-	-	-	-	-	-	-	-	-
Kano	124	-	10	4	11	3	2	2	11	14	11	-	-	23	45	68
Katsina	29	1	-	3	1	4	1	2	-	16	13	-	3	26	18	44
Kebbi	30	-	-	-	-	4	-	-	1	6	3	-	-	10	4	14
Kogi	22	-	-	-	-	-	1	5	-	33	26	-	-	38	27	65
Kwara	16	2	1	3	2	-	-	-	3	3	-	-	-	8	6	14
Lagos	264	-	-	1	-	3	2	1	3	15	18	-	-	20	23	43
Nasarawa	51	-	-	2	3	-	-	1	4	5	10	-	-	8	17	25
Niger	69	1	1	1	2	-	-	-	-	14	11	-	-	16	14	30
Ogun	74	-	-	-	-	-	1	-	-	-	-	-	-	-	1	1
Ondo	6	-	-	-	-	-	5	-	2	1	-	-	-	1	7	8
Osun	44	-	2	1	-	1	1	-	-	1	3	-	-	3	6	9
Oyo	56	1	1	1	-	-	1	-	-	3	3	2	1	7	6	13
Plateau	29	3	1	-	1	-	2	1	2	16	21	1	-	21	27	48
Rivers	26	-	-	-	-	-	-	1	-	10	22	-	-	11	22	33
Sokoto	16	-	-	2	-	1	2	-	-	1	-	-	-	4	2	6
Taraba	17	2	-	-	-	3	-	1	-	20	10	-	-	26	10	36
Yobe	9	2	2	1	-	1	1	-	1	15	14	-	-	19	18	37
Zamfara	29	-	-	-	-	-	-	-	-	5	-	-	-	5	-	5
<b>National</b>	<b>1,433</b>	<b>52</b>	<b>22</b>	<b>26</b>	<b>31</b>	<b>44</b>	<b>50</b>	<b>29</b>	<b>34</b>	<b>320</b>	<b>321</b>	<b>6</b>	<b>7</b>	<b>477</b>	<b>465</b>	<b>942</b>

## 1.7 Statistics of Migrant Fishermen/Farmers ECCDE/Pre-Primary Schools

This section presents statistics of number of schools, enrolment and personnel in Migrant Fishermen/Farmers public and private ECCDE/Pre-Primary Schools by State and Gender

Tables 1.35 – 1.37 show statistics of Enrolment and Personnel in Migrant Fishermen/Farmers public and private ECCDE/Pre-Primary Schools by State and Gender

**Table 1. 35: Migrant Fishermen/Farmers Schools by State, Enrolment and Personnel in Public ECCDE/Pre-Primary Schools:2021/2022**

State	Migrant Fishermen/Farmers									
	No.Sch.	Enrolment			Teaching Staff			Non-Teach Staff		
		Male	Female	Total	Male	Female	Total	Male	Female	Total
Abia	41	2,126	1,944	4,070	10	73	83	6	13	19
Adamawa	-	-	-	-	-	-	-	-	-	-
Akwa-Ibom	10	857	941	1,798	42	56	98	8	-	8
Anambra	48	1,982	2,027	4,009	26	113	139	3	-	3
Bauchi	-	-	-	-	-	-	-	-	-	-
Bayelsa	1	-	-	-	-	-	-	-	-	-
Benue	-	-	-	-	-	-	-	-	-	-
Borno	-	-	-	-	-	-	-	-	-	-
Cross-River	8	152	95	247	15	12	27	2	3	5
Delta	-	-	-	-	-	-	-	-	-	-
Ebonyi	2	26	15	41	-	2	2	-	-	-
Edo	2	50	74	124	1	2	3	-	-	-
Ekiti	-	-	-	-	-	-	-	-	-	-
Enugu	7	115	105	220	1	4	5	-	1	1
FCT-Abuja	-	-	-	-	-	-	-	-	-	-
Gombe	-	-	-	-	-	-	-	-	-	-
Imo	3	116	148	264	1	2	3	-	-	-
Jigawa	-	-	-	-	-	-	-	-	-	-
Kaduna	1	18	17	35	-	2	2	-	-	-
Kano	2	49	81	130	1	1	2	-	-	-
Katsina	-	-	-	-	-	-	-	-	-	-
Kebbi	-	-	-	-	-	-	-	-	-	-
Kogi	-	-	-	-	-	-	-	-	-	-
Kwara	1	41	22	63	-	1	1	-	-	-
Lagos	10	456	416	872	1	11	12	4	7	11
Nasarawa	-	-	-	-	-	-	-	-	-	-
Niger	-	-	-	-	-	-	-	-	-	-
Ogun	-	-	-	-	-	-	-	-	-	-
Ondo	-	-	-	-	-	-	-	-	-	-
Osun	-	-	-	-	-	-	-	-	-	-
Oyo	116	8,290	8,966	17,256	225	304	529	9	2	11
Plateau	-	-	-	-	-	-	-	-	-	-
Rivers	5	242	290	532	1	3	4	-	2	2
Sokoto	-	-	-	-	-	-	-	-	-	-
Taraba	-	-	-	-	-	-	-	-	-	-
Yobe	-	-	-	-	-	-	-	-	-	-
Zamfara	-	-	-	-	-	-	-	-	-	-
National	257	14,520	15,141	29,661	324	586	910	32	28	60

**Table 1. 36: Migrant Fishermen/Farmers Schools by State, Enrolment and Personnel in Private ECCDE/Pre-Primary Schools:2021/2022**

State	Migrant Fishermen/Farmers									
	No.Sch.	Enrolment			Teaching Staff			Non-Teach Staff		
		Male	Female	Total	Male	Female	Total	Male	Female	Total
Abia	-	-	-	-	-	-	-	-	-	-
Adamawa	1	30	25	55	5	5	10	-	-	-
Akwa-Ibom	1	13	21	34	1	7	8	1	-	1
Anambra	1	29	53	82	-	-	-	-	-	-
Bauchi	-	-	-	-	-	-	-	-	-	-
Bayelsa	-	-	-	-	-	-	-	-	-	-
Benue	1	6	4	10	-	1	1	-	-	-
Borno	1	74	66	140	-	5	5	-	-	-
Cross-River	-	-	-	-	-	-	-	-	-	-
Delta	-	-	-	-	-	-	-	-	-	-
Ebonyi	-	-	-	-	-	-	-	-	-	-
Edo	-	-	-	-	-	-	-	-	-	-
Ekiti	-	-	-	-	-	-	-	-	-	-
Enugu	-	-	-	-	-	-	-	-	-	-
FCT-Abuja	-	-	-	-	-	-	-	-	-	-
Gombe	1	65	74	139	-	3	3	-	-	-
Imo	2	95	85	180	-	5	5	-	-	-
Jigawa	-	-	-	-	-	-	-	-	-	-
Kaduna	1	10	9	19	-	1	1	-	-	-
Kano	-	-	-	-	-	-	-	-	-	-
Katsina	-	-	-	-	-	-	-	-	-	-
Kebbi	1	44	11	55	-	1	1	-	-	-
Kogi	-	-	-	-	-	-	-	-	-	-
Kwara	1	36	37	73	1	2	3	-	-	-
Lagos	7	214	226	440	6	22	28	21	10	31
Nasarawa	1	15	15	30	1	2	3	-	-	-
Niger	2	163	126	289	6	3	9	-	1	1
Ogun	-	-	-	-	-	-	-	-	-	-
Ondo	-	-	-	-	-	-	-	-	-	-
Osun	-	-	-	-	-	-	-	-	-	-
Oyo	1	50	42	92	2	1	3	-	-	-
Plateau	-	-	-	-	-	-	-	-	-	-
Rivers	-	-	-	-	-	-	-	-	-	-
Sokoto	-	-	-	-	-	-	-	-	-	-
Taraba	3	84	81	165	10	6	16	-	-	-
Yobe	-	-	-	-	-	-	-	-	-	-
Zamfara	-	-	-	-	-	-	-	-	-	-
<b>National</b>	<b>25</b>	<b>928</b>	<b>875</b>	<b>1,803</b>	<b>32</b>	<b>64</b>	<b>96</b>	<b>22</b>	<b>11</b>	<b>33</b>



**Table 1. 37: Migrant Fishermen/Farmers Schools by State, Enrolment and Personnel in Public and Private ECCDE/Pre-Primary Schools: 2021/2022**

State	Migrant Fishermen/Farmers									
	No.Sch.	Enrolment			Teaching Staff			Non-Teach Staff		
		Male	Female	Total	Male	Female	Total	Male	Female	Total
Abia	41	2,126	1,944	4,070	10	73	83	6	13	19
Adamawa	1	30	25	55	5	5	10	-	-	-
Akwa-Ibom	11	870	962	1,832	43	63	106	9	-	9
Anambra	49	2,011	2,080	4,091	26	113	139	3	-	3
Bauchi	-	-	-	-	-	-	-	-	-	-
Bayelsa	1	-	-	-	-	-	-	-	-	-
Benue	1	6	4	10	-	1	1	-	-	-
Borno	1	74	66	140	-	5	5	-	-	-
Cross-River	8	152	95	247	15	12	27	2	3	5
Delta	-	-	-	-	-	-	-	-	-	-
Ebonyi	2	26	15	41	-	2	2	-	-	-
Edo	2	50	74	124	1	2	3	-	-	-
Ekiti	-	-	-	-	-	-	-	-	-	-
Enugu	7	115	105	220	1	4	5	-	1	1
FCT-Abuja	-	-	-	-	-	-	-	-	-	-
Gombe	1	65	74	139	-	3	3	-	-	-
Imo	5	211	233	444	1	7	8	-	-	-
Jigawa	-	-	-	-	-	-	-	-	-	-
Kaduna	2	28	26	54	-	3	3	-	-	-
Kano	2	49	81	130	1	1	2	-	-	-
Katsina	-	-	-	-	-	-	-	-	-	-
Kebbi	1	44	11	55	-	1	1	-	-	-
Kogi	-	-	-	-	-	-	-	-	-	-
Kwara	2	77	59	136	1	3	4	-	-	-
Lagos	17	670	642	1,312	7	33	40	25	17	42
Nasarawa	1	15	15	30	1	2	3	-	-	-
Niger	2	163	126	289	6	3	9	-	1	1
Ogun	-	-	-	-	-	-	-	-	-	-
Ondo	-	-	-	-	-	-	-	-	-	-
Osun	-	-	-	-	-	-	-	-	-	-
Oyo	117	8,340	9,008	17,348	227	305	532	9	2	11
Plateau	-	-	-	-	-	-	-	-	-	-
Rivers	5	242	290	532	1	3	4	-	2	2
Sokoto	-	-	-	-	-	-	-	-	-	-
Taraba	3	84	81	165	10	6	16	-	-	-
Yobe	-	-	-	-	-	-	-	-	-	-
Zamfara	-	-	-	-	-	-	-	-	-	-
<b>National</b>	<b>282</b>	<b>15,448</b>	<b>16,016</b>	<b>31,464</b>	<b>356</b>	<b>650</b>	<b>1,006</b>	<b>54</b>	<b>39</b>	<b>93</b>

## 1.8 Statistics of Enrolment and Personnel in Nomadic ECCDE/Pre-Primary Schools

This section presents statistics of Enrolment and Personnel in Nomadic public and private ECCDE/Pre-Primary Schools by State and Gender

Tables 1.38 – 1.40 show statistics of Enrolment and Personnel in Nomadic public and private ECCDE/Pre-Primary Schools by State and Gender

**Table 1. 38: Enrolment and Personnel in Public Nomadic ECCDE/Pre-Primary Schools by States & Gender**

State	No. Of Sch.	Enrolment			Teaching Staff			Non-Teach Staff		
		Male	Female	Total	Male	Female	Total	Male	Female	Total
Abia	11	544	605	1149	0	23	23	0	2	2
Adamawa	3	72	59	131	9	1	10	0	0	0
Akwa Ibom	1	144	174	318	3	1	4	0	0	0
Anambra	8	147	213	360	5	42	47	0	4	4
Bauchi	17	620	553	1173	10	8	18	2	1	3
Bayelsa										
Benue										
Borno	2	98	71	169	12	10	22	3	3	6
Cross River	15	451	445	896	23	49	72	14	16	30
Delta										
Ebonyi	2	59	51	110	0	2	2	0	0	0
Edo	3	141	166	307	0	9	9	0	0	0
Ekiti	6	124	105	229	4	12	16	5	5	10
Enugu	2	7	10	17	8	6	14	0	0	0
FCT	15	260	248	508	5	29	34	3	6	9
Gombe	4	49	80	129	4	5	9	0	3	3
Imo	21	1499	1397	2896	3	23	26	0	0	0
Jigawa	198	5285	5588	10873	285	57	342	21	38	59
Kaduna	70	2460	2141	4601	49	57	106	1	6	7
Kano	177	7302	7362	14664	241	40	281	26	59	85
Katsina	30	2219	2005	4224	38	8	46	5	1	6
Kebbi	7	277	131	408	3	6	9	9	1	10
Kogi	2	105	155	260	0	11	11	1	1	2
Kwara	35	475	534	1009	5	30	35	1	2	3
Lagos	55	1073	992	2065	31	138	169	12	33	45
Nasarawa	2	81	139	220	1	2	3	0	0	0
Niger	10	207	209	416	4	29	33	0	11	11
Ogun	49	325	225	550	36	35	71	1	4	5
Ondo	1	30	32	62	0	7	7	0	1	1
Osun	1	37	23	60	1	4	5	0	1	1
Oyo	95	5684	6025	11709	40	78	118	1	12	13
Plateau	13	318	261	579	4	9	13	1	1	2
Rivers	2	37	35	72	5	6	11	1	3	4
Sokoto	3	43	53	96	10	1	11	0	0	0
Taraba	2	66	72	138	2	4	6	0	1	1
Yobe	7	67	39	106	6	2	8	0	0	0
Zamfara	869	30306	30198	60504	847	744	1591	107	215	322
<b>National</b>	<b>1681</b>	<b>58536</b>	<b>58276</b>	<b>116812</b>	<b>1632</b>	<b>1354</b>	<b>2986</b>	<b>195</b>	<b>404</b>	<b>599</b>

**Table 1. 39: Enrolment and Personnel in Private Nomadic ECCDE/Pre-Primary Schools by States & Gender**

State	No. Of Sch.	Enrolment			Teaching Staff			Non-Teach Staff		
		Male	Female	Total	Male	Female	Total	Male	Female	Total
Abia	2	26	28	54	0	2	2	0	0	0
Adamawa										
Akwa Ibom	1	144	174	318	3	1	4	0	0	0
Anambra	4	95	145	240	2	31	33	0	4	4
Bauchi	1	0	0	0	4	3	7	0	0	0
Bayelsa										
Benue										
Borno	1	66	43	109	10	10	20	1	1	2
Cross River										
Delta										
Ebonyi										
Edo										
Ekiti	3	101	84	185	2	10	12	3	5	8
Enugu	1	0	0	0	8	5	13	0	0	0
FCT	3	67	70	137	5	10	15	0	1	1
Gombe	1	9	36	45	2	0	2	0	0	0
Imo										
Jigawa	3	53	60	113	4	0	4	0	0	0
Kaduna	8	342	321	663	3	29	32	0	5	5
Kano	9	512	672	1184	17	2	19	5	0	5
Katsina										
Kebbi	1	0	0	0	0	0	0	0	0	0
Kogi	2	105	155	260	0	11	11	1	1	2
Kwara										
Lagos										
Nasarawa										
Niger	2	31	51	82	0	18	18	0	9	9
Ogun	47	261	160	421	34	30	64	1	4	5
Ondo	1	30	32	62	0	7	7	0	1	1
Osun	1	37	23	60	1	4	5	0	1	1
Oyo	9	392	302	694	15	16	31	1	3	4
Plateau										
Rivers	2	37	35	72	5	6	11	1	3	4
Sokoto										
Taraba										
Yobe										
Zamfara										
<b>National</b>	<b>151</b>	<b>3204</b>	<b>3238</b>	<b>6442</b>	<b>145</b>	<b>322</b>	<b>467</b>	<b>21</b>	<b>66</b>	<b>87</b>

**Table 1. 40: Enrolment and Personnel In Public And Private Nomadic ECCDE/Pre-Primary Schools By States & Gender**

State	No. Of Sch.	Enrolment			Teaching Staff			Non-Teach Staff		
		Male	Female	Total	Male	Female	Total	Male	Female	Total
Abia	13	570	633	1203	0	25	25	0	2	2
Adamawa	3	72	59	131	9	1	10	0	0	0
Akwa Ibom	2	288	348	636	6	2	8	0	0	0
Anambra	12	242	358	600	7	73	80	0	8	8
Bauchi	18	620	553	1173	14	11	25	2	1	3
Bayelsa	0	0	0	0	0	0	0	0	0	0
Benue	0	0	0	0	0	0	0	0	0	0
Borno	3	164	114	278	22	20	42	4	4	8
Cross River	15	451	445	896	23	49	72	14	16	30
Delta	0	0	0	0	0	0	0	0	0	0
Ebonyi	2	59	51	110	0	2	2	0	0	0
Edo	3	141	166	307	0	9	9	0	0	0
Ekiti	9	225	189	414	6	22	28	8	10	18
Enugu	3	7	10	17	16	11	27	0	0	0
FCT	18	327	318	645	10	39	49	3	7	10
Gombe	5	58	116	174	6	5	11	0	3	3
Imo	21	1499	1397	2896	3	23	26	0	0	0
Jigawa	201	5338	5648	10986	289	57	346	21	38	59
Kaduna	78	2802	2462	5264	52	86	138	1	11	12
Kano	186	7814	8034	15848	258	42	300	31	59	90
Katsina	30	2219	2005	4224	38	8	46	5	1	6
Kebbi	8	277	131	408	3	6	9	9	1	10
Kogi	4	210	310	520	0	22	22	2	2	4
Kwara	35	475	534	1009	5	30	35	1	2	3
Lagos	55	1073	992	2065	31	138	169	12	33	45
Nasarawa	2	81	139	220	1	2	3	0	0	0
Niger	12	238	260	498	4	47	51	0	20	20
Ogun	96	586	385	971	70	65	135	2	8	10
Ondo	2	60	64	124	0	14	14	0	2	2
Osun	2	74	46	120	2	8	10	0	2	2
Oyo	104	6076	6327	12403	55	94	149	2	15	17
Plateau	13	318	261	579	4	9	13	1	1	2
Rivers	4	74	70	144	10	12	22	2	6	8
Sokoto	3	43	53	96	10	1	11	0	0	0
Taraba	2	66	72	138	2	4	6	0	1	1
Yobe	7	67	39	106	6	2	8	0	0	0
Zamfara	869	30306	30198	60504	847	744	1591	107	215	322
<b>National</b>	<b>1832</b>	<b>61740</b>	<b>61514</b>	<b>123254</b>	<b>1777</b>	<b>1676</b>	<b>3453</b>	<b>216</b>	<b>470</b>	<b>686</b>

## CHAPTER TWO

### PRIMARY EDUCATION

#### 2.0 Introduction

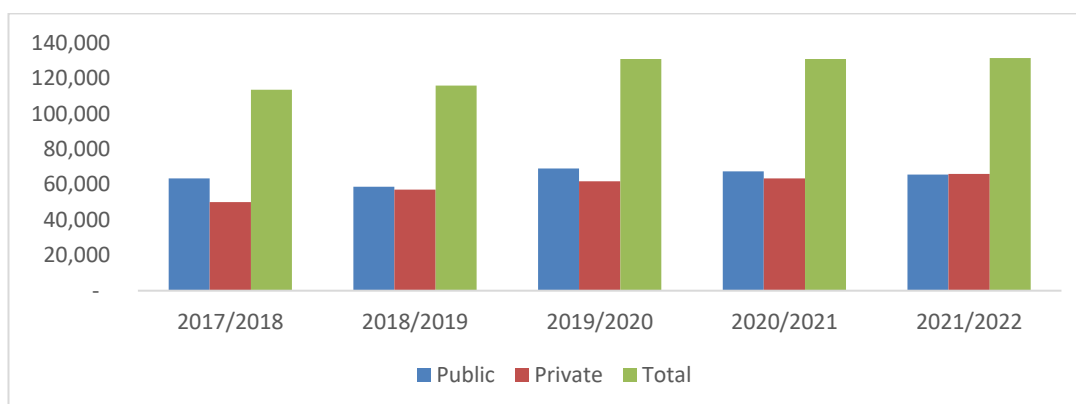
Primary education is defined by the National Policy on Education (Federal Government of Nigeria, 2014) as education offered to children aged 6-11 years. In line with the guidelines of the Universal Basic Education Programme (UBEP), it serves as a preparation for junior secondary education. It is provided by both the public and private sectors. All primary age children in Nigeria are by the UBE Act, 2004 required to complete a full course of primary education and transit to the junior secondary school (JSS) without interruption. The Act makes it compulsory and free of all charges in public schools. This chapter provides a summary of statistics for the primary level of education for the 2021/22 academic year. It includes number of schools, enrolments by state, gender and location, teachers by state, gender, and location as well as nomadic, special needs and migrant fishermen/farmers programmes.

#### 2.1 Summary of Public and Private Primary Schools

Table 2.1 provides information on the number of schools in Nigeria for five years, 2017/2018 to 2021/2022, while Figure 2.1 charts the trend, indicating progressive increase in number of schools over the five years.

**Table 2. 1: NUMBER OF PRIMARY SCHOOLS BY SECTOR AND YEAR: 2017/2018-2021/2022**

YEAR	PUBLIC	PRIVATE	TOTAL
2017/2018	63,414	50,036	113,450
2018/2019	58,682	57,156	115,838
2019/2020	69,070	61,791	130,861
2020/2021	67,459	63,461	130,920
2021/2022	65,529	65,848	131,377



**Figure 2. 1: Number of Public and Private Primary Schools: 2017/2018-2021/2022**

## 2.2 Number of Schools by State and Location

Table 2.2 provides the statistics on number of schools by state, location (rural and urban) and school type (public and private) for public, private, public and private schools.

**Table 2. 2: NUMBER OF PRIMARY SCHOOLS BY STATE, SECTOR AND LOCATION: 2021/2022**

STATE	PUBLIC			PRIVATE			Both		
	Rural	Urban	Total	Rural	Urban	Total	Rural	Urban	Total
Abia	752	152	904	1,173	678	1,851	1,925	830	2,755
Adamawa	1,690	217	1,907	304	377	681	1,994	594	2,588
Akwa Ibom	897	244	1,141	995	567	1,562	1,892	811	2,703
Anambra	697	359	1,056	731	796	1,527	1,428	1,155	2,583
Bauchi	2,797	258	3,055	369	338	707	3,166	596	3,762
Bayelsa	478	58	536	275	631	906	753	689	1,442
Benue	2,483	178	2,661	673	652	1,325	3,156	830	3,986
Borno	848	276	1,124	92	401	493	940	677	1,617
Cross River	932	147	1,079	589	569	1,158	1,521	716	2,237
Delta	865	256	1,121	686	1,175	1,861	1,551	1,431	2,982
Ebonyi	939	145	1,084	545	247	792	1,484	392	1,876
Edo	863	148	1,011	439	458	897	1,302	606	1,908
Ekiti	460	452	912	405	899	1,304	865	1,351	2,216
Enugu	1,029	184	1,213	1,069	627	1,696	2,098	811	2,909
FCT	534	100	634	964	991	1,955	1,498	1,091	2,589
Gombe	1,397	169	1,566	235	276	511	1,632	445	2,077
Imo	1,106	177	1,283	956	259	1,215	2,062	436	2,498
Jigawa	2,136	337	2,473	211	327	538	2,347	664	3,011
Kaduna	3,916	344	4,260	687	1,273	1,960	4,603	1,617	6,220
Kano	4,577	976	5,553	792	1,965	2,757	5,369	2,941	8,310
Katsina	2,499	335	2,834	541	582	1,123	3,040	917	3,957
Kebbi	1,653	227	1,880	1,897	877	2,774	3,550	1,104	4,654
Kogi	1,610	374	1,984	704	593	1,297	2,314	967	3,281
Kwara	1,291	273	1,564	547	962	1,509	1,838	1,235	3,073
Lagos	210	936	1,146	2,580	7,857	10,437	2,790	8,793	11,583
NASARAWA	1,196	149	1,345	918	847	1,765	2,114	996	3,110
Niger	2,861	311	3,172	920	1,000	1,920	3,781	1,311	5,092
OGUN	869	613	1,482	1,812	2,725	4,537	2,681	3,338	6,019
ONDO	889	425	1,314	1,189	1,349	2,538	2,078	1,774	3,852
Osun	713	591	1,304	421	1,359	1,780	1,134	1,950	3,084
Oyo	1,274	1,171	2,445	1,098	2,796	3,894	2,372	3,967	6,339
Plateau	2,435	185	2,620	659	516	1,175	3,094	701	3,795
Rivers	686	205	891	879	1,724	2,603	1,565	1,929	3,494
Sokoto	1,854	220	2,074	36	183	219	1,890	403	2,293
Taraba	1,957	208	2,165	527	622	1,149	2,484	830	3,314
Yobe	868	124	992	22	145	167	890	269	1,159
Zamfara	1,536	208	1,744	708	557	1,265	2,244	765	3,009
<b>National</b>	<b>53,797</b>	<b>11,732</b>	<b>65,529</b>	<b>27,648</b>	<b>38,200</b>	<b>65,848</b>	<b>81,445</b>	<b>49,932</b>	<b>131,377</b>

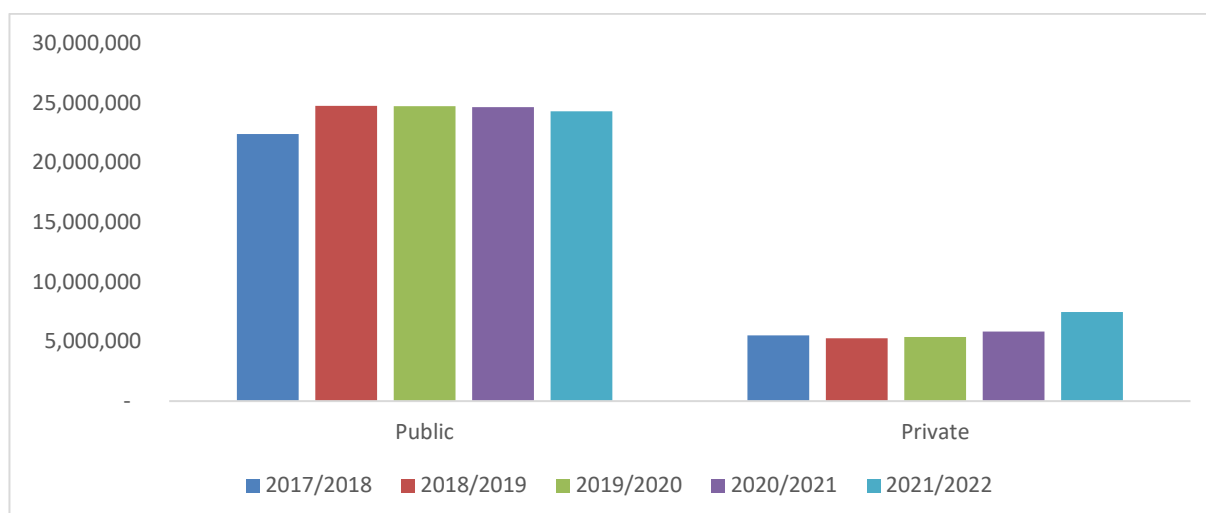
## 2.3 Public and Private Schools' Enrolment

### 2.3.1 Summary of National Enrolment for Public and Private Schools by Year, Sector and Gender

Table 2.3 presents the statistics on the enrolment of learners for five academic years, 2017/2018 to 2021/2022, while Figure 2.2 charts the enrolment trend.

**Table 2. 3: ENROLMENT IN PRIMARY SCHOOLS BY YEAR, SECTOR AND GENDER: 2017/2018-2021/2022**

Year	Public		Private		Both		Total
	Male	Female	Male	Female	Male	Female	
2017/2018	11,618,213	10,766,542	2,775,436	2,729,193	14,393,649	13,495,735	27,889,387
2018/2019	12,954,401	11,792,016	2,583,262	2,679,334	15,537,663	14,471,350	30,009,013
2019/2020	12,705,455	12,018,923	2,658,585	2,717,121	15,364,040	14,736,044	30,100,084
2020/2021	12,667,610	11,967,850	2,856,770	2,963,352	15,524,380	14,931,202	30,455,582
2021/2022	12,464,321	11,828,425	3,765,365	3,713,805	16,229,686	15,542,230	31,771,916



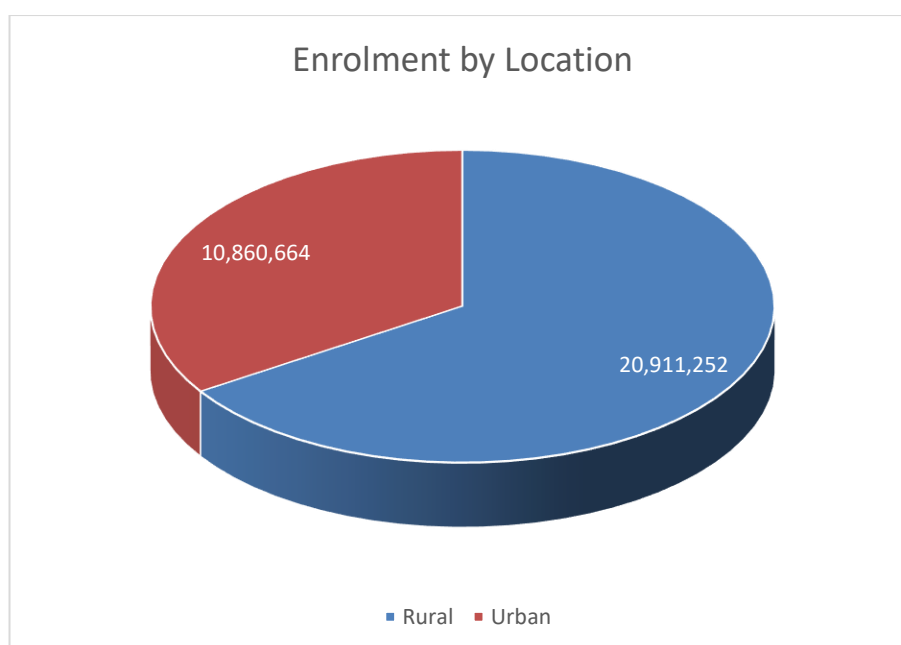
**Figure 2. 2: Enrolment in Public and Private Primary Schools by Year, Sector and Gender: 2017/2018-2021/2022**

### 2.3.2 Summary of National Enrolment for Public and Private Schools by Sector, Location and Gender for the 2021/2022 Academic Year

Table 2.4 indicates the enrolment for public and private primary schools by location and gender for the period under review. Figure 2.3 depicts the enrolment statistics by gender and location for public and private schools.

**Table 2. 4: National Summary of Enrolment in Primary Schools by Sector, Location and Gender: 2021/2022**

Sector	Rural			Urban			Both
	Male	Female	Total	Male	Female	Total	Total
Public	9,180,738	8,538,343	17,719,081	3,283,583	3,290,082	6,573,665	24,292,746
Private	1,616,837	1,575,334	3,192,171	2,148,528	2,138,471	4,286,999	7,479,170
Total	10,797,575	10,113,677	20,911,252	5,432,111	5,428,553	10,860,664	31,771,916



**Figure 2. 3: Enrolment in Public and Private Schools by Location and Gender: 2021/2022**



### 2.3.3 Summary of National Enrolment by State, Location and Gender

Tables 2.5, 2.6 and 2.7 provide statistics on enrolment in public, private, public and private primary schools respectively by state, location, and gender.

**Table 2. 5: Enrolment in Public Primary Schools by State, Location and Gender 2021/2022**

STATE	RURAL			URBAN			BOTH		
	MALE	FEMALE	TOTAL	MALE	FEMALE	TOTAL	MALE	FEMALE	TOTAL
Abia	80,958	72,660	153,618	27,406	26,530	53,936	108,364	99,190	207,554
Adamawa	256,807	240,524	497,331	72,284	72,142	144,426	329,091	312,666	641,757
Akwa Ibom	476,356	505,024	981,380	158,915	165,635	324,550	635,271	670,659	1,305,930
Anambra	62,016	58,289	120,305	47,266	46,236	93,502	109,282	104,525	213,807
Bauchi	432,899	385,841	818,740	112,142	110,399	222,541	545,041	496,240	1,041,281
Bayelsa	34,418	33,121	67,539	7,301	7,066	14,367	41,719	40,187	81,906
Benue	179,568	156,935	336,503	29,518	29,904	59,422	209,086	186,839	395,925
Borno	180,693	171,735	352,428	155,029	159,503	314,532	335,722	331,238	666,960
Cross River	47,393	45,478	92,871	16,878	16,387	33,265	64,271	61,865	126,136
Delta	97,260	90,963	188,223	56,120	56,116	112,236	153,380	147,079	300,459
Ebonyi	106,882	97,575	204,457	20,704	19,890	40,594	127,586	117,465	245,051
Edo	113,485	112,838	226,323	33,878	34,177	68,055	147,363	147,015	294,378
Ekiti	25,152	23,864	49,016	31,196	29,426	60,622	56,348	53,290	109,638
Enugu	71,527	68,783	140,310	21,300	22,602	43,902	92,827	91,385	184,212
FCT	72,357	68,065	140,422	31,195	33,070	64,265	103,552	101,135	204,687
Gombe	230,061	195,302	425,363	71,431	70,023	141,454	301,492	265,325	566,817
Imo	401,654	372,249	773,903	85,461	84,018	169,479	487,115	456,267	943,382
Jigawa	352,971	351,224	704,195	109,678	113,212	222,890	462,649	464,436	927,085
Kaduna	822,448	765,484	1,587,932	181,339	178,351	359,690	1,003,787	943,835	1,947,622
Kano	1,118,544	1,202,658	2,321,202	337,024	352,787	689,811	1,455,568	1,555,445	3,011,013
Katsina	993,546	991,343	1,984,889	209,658	227,851	437,509	1,203,204	1,219,194	2,422,398
Kebbi	279,704	171,640	451,344	96,158	80,695	176,853	375,862	252,335	628,197
Kogi	87,994	81,674	169,668	26,504	25,162	51,666	114,498	106,836	221,334
Kwara	67,757	59,471	127,228	34,301	33,835	68,136	102,058	93,306	195,364
Lagos	34,927	34,018	68,945	124,451	126,283	250,734	159,378	160,301	319,679
Nasarawa	110,837	94,138	204,975	35,239	33,650	68,889	146,076	127,788	273,864
Niger	319,028	236,853	555,881	95,877	89,822	185,699	414,905	326,675	741,580
Ogun	67,376	64,389	131,765	101,803	99,821	201,624	169,179	164,210	333,389
Ondo	147,521	143,580	291,101	78,280	76,102	154,382	225,801	219,682	445,483
Osun	39,659	38,975	78,634	63,726	61,768	125,494	103,385	100,743	204,128
Oyo	378,633	392,985	771,618	432,031	449,400	881,431	810,664	842,385	1,653,049
Plateau	215,691	215,131	430,822	34,939	35,090	70,029	250,630	250,221	500,851
Rivers	83,519	78,868	162,387	31,513	32,198	63,711	115,032	111,066	226,098
Sokoto	370,224	269,999	640,223	102,394	94,010	196,404	472,618	364,009	836,627
Taraba	286,904	234,248	521,152	50,519	46,258	96,777	337,423	280,506	617,929
Yobe	243,315	237,449	480,764	75,606	81,336	156,942	318,921	318,785	637,706
Zamfara	290,654	174,970	465,624	84,519	69,327	153,846	375,173	244,297	619,470
<b>National</b>	<b>9,180,738</b>	<b>8,538,343</b>	<b>17,719,081</b>	<b>3,283,583</b>	<b>3,290,082</b>	<b>6,573,665</b>	<b>12,464,321</b>	<b>11,828,425</b>	<b>24,292,746</b>

**Table 2. 6: Enrolment in Private Primary Schools by State, Location and Gender 2021/2022**

STATE	RURAL			URBAN			BOTH		
	MALE	FEMALE	Total	MALE	FEMALE	Total	MALE	FEMALE	Total
Abia	53,848	56,013	109,861	37,231	38,888	76,119	91,079	94,901	185,980
Adamawa	20,864	20,193	41,057	35,109	34,120	69,229	55,973	54,313	110,286
Akwa Ibom	80,779	86,419	167,198	42,604	45,309	87,913	123,383	131,728	255,111
Anambra	42,326	42,836	85,162	53,820	54,600	108,420	96,146	97,436	193,582
Bauchi	35,605	35,388	70,993	36,580	37,304	73,884	72,185	72,692	144,877
Bayelsa	9,141	9,009	18,150	25,629	25,746	51,375	34,770	34,755	69,525
Benue	62,617	60,638	123,255	56,210	56,290	112,500	118,827	116,928	235,755
Borno	9,283	10,156	19,439	49,863	49,158	99,021	59,146	59,314	118,460
Cross River	29,300	30,382	59,682	30,565	31,341	61,906	59,865	61,723	121,588
Delta	30,099	30,792	60,891	56,314	58,496	114,810	86,413	89,288	175,701
Ebonyi	35,904	37,734	73,638	17,808	18,095	35,903	53,712	55,829	109,541
Edo	45,282	46,452	91,734	46,530	47,383	93,913	91,812	93,835	185,647
Ekiti	11,467	11,067	22,534	22,596	22,423	45,019	34,063	33,490	67,553
Enugu	57,310	61,989	119,299	34,915	35,423	70,338	92,225	97,412	189,637
FCT	34,033	34,726	68,759	42,678	42,396	85,074	76,711	77,122	153,833
Gombe	18,058	16,430	34,488	25,734	24,621	50,355	43,792	41,051	84,843
Imo	52,792	55,114	107,906	16,511	16,911	33,422	69,303	72,025	141,328
Jigawa	21,714	22,929	44,643	38,402	35,130	73,532	60,116	58,059	118,175
Kaduna	55,802	53,785	109,587	99,532	105,418	204,950	155,334	159,203	314,537
Kano	97,947	118,106	216,053	220,740	251,782	472,522	318,687	369,888	688,575
Katsina	68,363	57,267	125,630	72,346	63,486	135,832	140,709	120,753	261,462
Kebbi	144,261	101,893	246,154	103,609	76,684	180,293	247,870	178,577	426,447
Kogi	38,951	40,261	79,212	29,874	30,377	60,251	68,825	70,638	139,463
Kwara	20,224	19,615	39,839	34,782	36,070	70,852	55,006	55,685	110,691
Lagos	66,794	66,990	133,784	239,126	240,507	479,633	305,920	307,497	613,417
Nasarawa	46,189	45,455	91,644	44,205	45,086	89,291	90,394	90,541	180,935
Niger	65,014	58,719	123,733	73,535	70,441	143,976	138,549	129,160	267,709
Ogun	59,070	59,745	118,815	98,656	99,635	198,291	157,726	159,380	317,106
Ondo	42,524	43,268	85,792	45,566	46,664	92,230	88,090	89,932	178,022
Osun	15,233	15,543	30,776	47,677	47,824	95,501	62,910	63,367	126,277
Oyo	43,189	43,690	86,879	117,466	121,189	238,655	160,655	164,879	325,534
Plateau	35,431	35,347	70,778	31,499	32,186	63,685	66,930	67,533	134,463
Rivers	41,199	41,383	82,582	63,762	64,380	128,142	104,961	105,763	210,724
Sokoto	4,441	3,620	8,061	20,212	18,416	38,628	24,653	22,036	46,689
Taraba	43,617	41,255	84,872	52,520	51,170	103,690	96,137	92,425	188,562
Yobe	1,972	2,294	4,266	25,673	25,653	51,326	27,645	27,947	55,592
Zamfara	76,194	58,831	135,025	58,649	37,869	96,518	134,843	96,700	231,543
<b>National</b>	<b>1,616,837</b>	<b>1,575,334</b>	<b>3,192,171</b>	<b>2,148,528</b>	<b>2,138,471</b>	<b>4,286,999</b>	<b>3,765,365</b>	<b>3,713,805</b>	<b>7,479,170</b>

**Table 2. 7: Enrolment in Public and Private Primary Schools by State, Location and Gender 2021/2022**

STATE	RURAL			URBAN			BOTH		
	MALE	FEMALE	Total	MALE	FEMALE	Total	MALE	FEMALE	Total
Abia	134,806	128,673	263,479	64,637	65,418	130,055	199,443	194,091	393,534
Adamawa	277,671	260,717	538,388	107,393	106,262	213,655	385,064	366,979	752,043
Akwa Ibom	557,135	591,443	1,148,578	201,519	210,944	412,463	758,654	802,387	1,561,041
Anambra	104,342	101,125	205,467	101,086	100,836	201,922	205,428	201,961	407,389
Bauchi	468,504	421,229	889,733	148,722	147,703	296,425	617,226	568,932	1,186,158
Bayelsa	43,559	42,130	85,689	32,930	32,812	65,742	76,489	74,942	151,431
Benue	242,185	217,573	459,758	85,728	86,194	171,922	327,913	303,767	631,680
Borno	189,976	181,891	371,867	204,892	208,661	413,553	394,868	390,552	785,420
Cross River	76,693	75,860	152,553	47,443	47,728	95,171	124,136	123,588	247,724
Delta	127,359	121,755	249,114	112,434	114,612	227,046	239,793	236,367	476,160
Ebonyi	142,786	135,309	278,095	38,512	37,985	76,497	181,298	173,294	354,592
Edo	158,767	159,290	318,057	80,408	81,560	161,968	239,175	240,850	480,025
Ekiti	36,619	34,931	71,550	53,792	51,849	105,641	90,411	86,780	177,191
Enugu	128,837	130,772	259,609	56,215	58,025	114,240	185,052	188,797	373,849
FCT	106,390	102,791	209,181	73,873	75,466	149,339	180,263	178,257	358,520
Gombe	248,119	211,732	459,851	97,165	94,644	191,809	345,284	306,376	651,660
Imo	454,446	427,363	881,809	101,972	100,929	202,901	556,418	528,292	1,084,710
Jigawa	374,685	374,153	748,838	148,080	148,342	296,422	522,765	522,495	1,045,260
Kaduna	878,250	819,269	1,697,519	280,871	283,769	564,640	1,159,121	1,103,038	2,262,159
Kano	1,216,491	1,320,764	2,537,255	557,764	604,569	1,162,333	1,774,255	1,925,333	3,699,588
Katsina	1,061,909	1,048,610	2,110,519	282,004	291,337	573,341	1,343,913	1,339,947	2,683,860
Kebbi	423,965	273,533	697,498	199,767	157,379	357,146	623,732	430,912	1,054,644
Kogi	126,945	121,935	248,880	56,378	55,539	111,917	183,323	177,474	360,797
Kwara	87,981	79,086	167,067	69,083	69,905	138,988	157,064	148,991	306,055
Lagos	101,721	101,008	202,729	363,577	366,790	730,367	465,298	467,798	933,096
Nasarawa	157,026	139,593	296,619	79,444	78,736	158,180	236,470	218,329	454,799
Niger	384,042	295,572	679,614	169,412	160,263	329,675	553,454	455,835	1,009,289
OGUN	126,446	124,134	250,580	200,459	199,456	399,915	326,905	323,590	650,495
ONDO	190,045	186,848	376,893	123,846	122,766	246,612	313,891	309,614	623,505
Osun	54,892	54,518	109,410	111,403	109,592	220,995	166,295	164,110	330,405
Oyo	421,822	436,675	858,497	549,497	570,589	1,120,086	971,319	1,007,264	1,978,583
Plateau	251,122	250,478	501,600	66,438	67,276	133,714	317,560	317,754	635,314
Rivers	124,718	120,251	244,969	95,275	96,578	191,853	219,993	216,829	436,822
Sokoto	374,665	273,619	648,284	122,606	112,426	235,032	497,271	386,045	883,316
Taraba	330,521	275,503	606,024	103,039	97,428	200,467	433,560	372,931	806,491
Yobe	245,287	239,743	485,030	101,279	106,989	208,268	346,566	346,732	693,298
Zamfara	366,848	233,801	600,649	143,168	107,196	250,364	510,016	340,997	851,013
<b>National</b>	<b>10,797,575</b>	<b>10,113,677</b>	<b>20,911,252</b>	<b>5,432,111</b>	<b>5,428,553</b>	<b>10,860,664</b>	<b>16,229,686</b>	<b>15,542,230</b>	<b>31,771,916</b>

**2.3.4 Summary of National Enrolment by State, Grouped Age and Gender**

Tables 2.8, 2.9 and 2.10 provide statistics on enrolment by state, grouped age and gender for public, private, public and private primary schools respectively.

**Table 2. 8: Enrolment in Public Primary Schools by State, Grouped Age and Gender: 2021/2022**

STATE	Below 6 Years			6-11 Years			Above 11 Years			Total		
	Male	Female	Total	Male	Female	Total	Male	Female	Total	Male	Female	Total
Abia	4,811	4,211	9,022	98,562	89,769	188,331	4,991	5,210	10,201	108,364	99,190	207,554
Adamawa	21,510	20,363	41,873	282,076	267,490	549,566	25,505	24,813	50,318	329,091	312,666	641,757
Akwa Ibom	30,827	29,228	60,055	585,883	620,816	1,206,699	18,561	20,615	39,176	635,271	670,659	1,305,930
Anambra	3,199	3,081	6,280	95,515	91,092	186,607	10,568	10,352	20,920	109,282	104,525	213,807
Bauchi	26,968	24,943	51,911	489,552	443,422	932,974	28,521	27,875	56,396	545,041	496,240	1,041,281
Bayelsa	3,062	2,707	5,769	35,431	34,554	69,985	3,226	2,926	6,152	41,719	40,187	81,906
Benue	18,571	16,851	35,422	179,324	159,846	339,170	11,191	10,142	21,333	209,086	186,839	395,925
Borno	10,773	10,367	21,140	303,341	299,687	603,028	21,608	21,184	42,792	335,722	331,238	666,960
Cross River	5,457	4,889	10,346	54,935	53,262	108,197	3,879	3,714	7,593	64,271	61,865	126,136
Delta	5,828	5,471	11,299	138,279	132,360	270,639	9,273	9,248	18,521	153,380	147,079	300,459
Ebonyi	3,752	3,046	6,798	115,052	105,139	220,191	8,782	9,280	18,062	127,586	117,465	245,051
Edo	2,960	2,427	5,387	132,231	132,391	264,622	12,172	12,197	24,369	147,363	147,015	294,378
Ekiti	3,652	3,387	7,039	50,160	47,336	97,496	2,536	2,567	5,103	56,348	53,290	109,638
Enugu	3,636	3,270	6,906	83,438	82,223	165,661	5,753	5,892	11,645	92,827	91,385	184,212
FCT	3,484	2,987	6,471	88,759	86,696	175,455	11,309	11,452	22,761	103,552	101,135	204,687
Gombe	13,501	12,123	25,624	270,886	237,553	508,439	17,105	15,649	32,754	301,492	265,325	566,817
Imo	10,762	8,267	19,029	463,278	435,327	898,605	13,075	12,673	25,748	487,115	456,267	943,382
Jigawa	25,148	22,696	47,844	415,289	417,607	832,896	22,212	24,133	46,345	462,649	464,436	927,085
Kaduna	54,317	50,269	104,586	887,319	834,462	1,721,781	62,151	59,104	121,255	1,003,787	943,835	1,947,622
Kano	65,191	67,788	132,979	1,302,292	1,385,530	2,687,822	88,085	102,127	190,212	1,455,568	1,555,445	3,011,013
Katsina	39,930	37,103	77,033	1,104,529	1,125,743	2,230,272	58,745	56,348	115,093	1,203,204	1,219,194	2,422,398
Kebbi	13,131	9,015	22,146	334,925	224,951	559,876	27,806	18,369	46,175	375,862	252,335	628,197
Kogi	8,324	7,505	15,829	100,323	93,008	193,331	5,851	6,323	12,174	114,498	106,836	221,334
Kwara	5,541	4,442	9,983	85,275	77,971	163,246	11,242	10,893	22,135	102,058	93,306	195,364
Lagos	1,603	1,669	3,272	139,986	141,048	281,034	17,789	17,584	35,373	159,378	160,301	319,679
Nasarawa	12,576	10,234	22,810	126,205	110,651	236,856	7,295	6,903	14,198	146,076	127,788	273,864
Niger	37,286	29,172	66,458	357,814	281,321	639,135	19,805	16,182	35,987	414,905	326,675	741,580
Ogun	2,668	2,305	4,973	153,712	149,747	303,459	12,799	12,158	24,957	169,179	164,210	333,389
Ondo	12,188	11,783	23,971	205,859	199,633	405,492	7,754	8,266	16,020	225,801	219,682	445,483
Osun	4,645	4,154	8,799	93,726	91,485	185,211	5,014	5,104	10,118	103,385	100,743	204,128
Oyo	37,251	38,695	75,946	730,212	756,107	1,486,319	43,201	47,583	90,784	810,664	842,385	1,653,049
Plateau	19,389	18,177	37,566	214,278	215,029	429,307	16,963	17,015	33,978	250,630	250,221	500,851
Rivers	4,943	4,295	9,238	99,232	95,758	194,990	10,857	11,013	21,870	115,032	111,066	226,098
Sokoto	24,613	18,366	42,979	425,349	326,749	752,098	22,656	18,894	41,550	472,618	364,009	836,627
Taraba	30,734	25,789	56,523	290,493	241,168	531,661	16,196	13,549	29,745	337,423	280,506	617,929
Yobe	16,680	15,557	32,237	288,387	288,444	576,831	13,854	14,784	28,638	318,921	318,785	637,706
Zamfara	20,495	13,093	33,588	336,596	218,782	555,378	18,082	12,422	30,504	375,173	244,297	619,470
National	609,406	549,725	1,159,131	11,158,503	10,594,157	21,752,660	696,412	684,543	1,380,955	12,464,321	11,828,425	24,292,746

**Table 2. 9: Enrolment in Private Primary Schools by State, Grouped Age and Gender: 2021/2022**

STATE	Below 6 Years			6-11 Years			Above 11 Years			Total		
	Male	Female	Total	Male	Female	Total	Male	Female	Total	Male	Female	Total
Abia	6,575	6,190	12,765	82,702	86,789	169,491	1,802	1,922	3,724	91,079	94,901	185,980
Adamawa	3,126	3,163	6,289	49,471	47,878	97,349	3,376	3,272	6,648	55,973	54,313	110,286
Akwa Ibom	10,725	11,291	22,016	109,713	117,443	227,156	2,945	2,994	5,939	123,383	131,728	255,111
Anambra	5,345	5,298	10,643	87,053	88,395	175,448	3,748	3,743	7,491	96,146	97,436	193,582
Bauchi	4,517	4,651	9,168	63,322	62,698	126,020	4,346	5,343	9,689	72,185	72,692	144,877
Bayelsa	2,042	1,983	4,025	30,532	30,907	61,439	2,196	1,865	4,061	34,770	34,755	69,525
Benue	8,600	8,360	16,960	103,519	102,070	205,589	6,708	6,498	13,206	118,827	116,928	235,755
Borno	3,895	3,628	7,523	49,663	49,901	99,564	5,588	5,785	11,373	59,146	59,314	118,460
Cross River	7,136	7,193	14,329	51,488	53,302	104,790	1,241	1,228	2,469	59,865	61,723	121,588
Delta	6,522	6,218	12,740	78,286	81,473	159,759	1,605	1,597	3,202	86,413	89,288	175,701
Ebonyi	3,286	3,219	6,505	48,818	50,851	99,669	1,608	1,759	3,367	53,712	55,829	109,541
Edo	3,176	2,786	5,962	87,186	89,645	176,831	1,450	1,404	2,854	91,812	93,835	185,647
Ekiti	3,243	2,833	6,076	30,497	30,328	60,825	323	329	652	34,063	33,490	67,553
Enugu	5,936	5,656	11,592	83,298	88,713	172,011	2,991	3,043	6,034	92,225	97,412	189,637
FCT	7,818	7,828	15,646	67,513	67,966	135,479	1,380	1,328	2,708	76,711	77,122	153,833
Gombe	2,054	2,038	4,092	39,189	36,528	75,717	2,549	2,485	5,034	43,792	41,051	84,843
Imo	3,345	3,084	6,429	64,826	67,590	132,416	1,132	1,351	2,483	69,303	72,025	141,328
Jigawa	3,042	2,965	6,007	52,383	50,470	102,853	4,691	4,624	9,315	60,116	58,059	118,175
Kaduna	12,177	12,888	25,065	132,673	134,542	267,215	10,484	11,773	22,257	155,334	159,203	314,537
Kano	19,059	22,117	41,176	274,461	315,162	589,623	25,167	32,609	57,776	318,687	369,888	688,575
Katsina	7,229	6,572	13,801	121,117	104,761	225,878	12,363	9,420	21,783	140,709	120,753	261,462
Kebbi	23,661	17,377	41,038	199,797	145,372	345,169	24,412	15,828	40,240	247,870	178,577	426,447
Kogi	6,004	5,903	11,907	60,992	62,714	123,706	1,829	2,021	3,850	68,825	70,638	139,463
Kwara	3,286	3,380	6,666	49,451	50,226	99,677	2,269	2,079	4,348	55,006	55,685	110,691
Lagos	25,969	25,945	51,914	275,651	277,240	552,891	4,300	4,312	8,612	305,920	307,497	613,417
Nasarawa	7,971	7,676	15,647	79,472	79,853	159,325	2,951	3,012	5,963	90,394	90,541	180,935
Niger	9,711	9,499	19,210	120,982	112,536	233,518	7,856	7,125	14,981	138,549	129,160	267,709
Ogun	8,277	8,272	16,549	143,983	145,870	289,853	5,466	5,238	10,704	157,726	159,380	317,106
Ondo	7,697	7,323	15,020	77,660	79,973	157,633	2,733	2,636	5,369	88,090	89,932	178,022
Osun	4,040	3,880	7,920	56,128	56,699	112,827	2,742	2,788	5,530	62,910	63,367	126,277
Oyo	10,775	10,893	21,668	143,406	147,578	290,984	6,474	6,408	12,882	160,655	164,879	325,534
Plateau	4,949	5,048	9,997	58,968	59,724	118,692	3,013	2,761	5,774	66,930	67,533	134,463
Rivers	11,448	10,784	22,232	91,566	92,860	184,426	1,947	2,119	4,066	104,961	105,763	210,724
Sokoto	1,426	1,086	2,512	21,810	19,732	41,542	1,417	1,218	2,635	24,653	22,036	46,689
Taraba	8,508	8,097	16,605	82,390	78,976	161,366	5,239	5,352	10,591	96,137	92,425	188,562
Yobe	2,027	1,889	3,916	23,965	24,196	48,161	1,653	1,862	3,515	27,645	27,947	55,592
Zamfara	10,381	8,859	19,240	116,797	82,018	198,815	7,665	5,823	13,488	134,843	96,700	231,543
National	274,978	265,872	540,850	3,310,728	3,272,979	6,583,707	179,659	174,954	354,613	3,765,365	3,713,805	7,479,170

**Table 2. 10: Enrolment in Public and Private Primary Schools by State, Grouped Age and Gender: 2021/2022**

STATE	Below 6 Years			6-11 Years			Above 11 Years			Total		
	Male	Female	Total	Male	Female	Total	Male	Female	Total	Male	Female	Total
Abia	11,386	10,401	21,787	181,264	176,558	357,822	6,793	7,132	13,925	199,443	194,091	393,534
Adamawa	24,636	23,526	48,162	331,547	315,368	646,915	28,881	28,085	56,966	385,064	366,979	752,043
Akwa Ibom	41,552	40,519	82,071	695,596	738,259	1,433,855	21,506	23,609	45,115	758,654	802,387	1,561,041
Anambra	8,544	8,379	16,923	182,568	179,487	362,055	14,316	14,095	28,411	205,428	201,961	407,389
Bauchi	31,485	29,594	61,079	552,874	506,120	1,058,994	32,867	33,218	66,085	617,226	568,932	1,186,158
Bayelsa	5,104	4,690	9,794	65,963	65,461	131,424	5,422	4,791	10,213	76,489	74,942	151,431
Benue	27,171	25,211	52,382	282,843	261,916	544,759	17,899	16,640	34,539	327,913	303,767	631,680
Borno	14,668	13,995	28,663	353,004	349,588	702,592	27,196	26,969	54,165	394,868	390,552	785,420
Cross River	12,593	12,082	24,675	106,423	106,564	212,987	5,120	4,942	10,062	124,136	123,588	247,724
Delta	12,350	11,689	24,039	216,565	213,833	430,398	10,878	10,845	21,723	239,793	236,367	476,160
Ebonyi	7,038	6,265	13,303	163,870	155,990	319,860	10,390	11,039	21,429	181,298	173,294	354,592
Edo	6,136	5,213	11,349	219,417	222,036	441,453	13,622	13,601	27,223	239,175	240,850	480,025
Ekiti	6,895	6,220	13,115	80,657	77,664	158,321	2,859	2,896	5,755	90,411	86,780	177,191
Enugu	9,572	8,926	18,498	166,736	170,936	337,672	8,744	8,935	17,679	185,052	188,797	373,849
FCT	11,302	10,815	22,117	156,272	154,662	310,934	12,689	12,780	25,469	180,263	178,257	358,520
Gombe	15,555	14,161	29,716	310,075	274,081	584,156	19,654	18,134	37,788	345,284	306,376	651,660
Imo	14,107	11,351	25,458	528,104	502,917	1,031,021	14,207	14,024	28,231	556,418	528,292	1,084,710
Jigawa	28,190	25,661	53,851	467,672	468,077	935,749	26,903	28,757	55,660	522,765	522,495	1,045,260
Kaduna	66,494	63,157	129,651	1,019,992	969,004	1,988,996	72,635	70,877	143,512	1,159,121	1,103,038	2,262,159
Kano	84,250	89,905	174,155	1,576,753	1,700,692	3,277,445	113,252	134,736	247,988	1,774,255	1,925,333	3,699,588
Katsina	47,159	43,675	90,834	1,225,646	1,230,504	2,456,150	71,108	65,768	136,876	1,343,913	1,339,947	2,683,860
Kebbi	36,792	26,392	63,184	534,722	370,323	905,045	52,218	34,197	86,415	623,732	430,912	1,054,644
Kogi	14,328	13,408	27,736	161,315	155,722	317,037	7,680	8,344	16,024	183,323	177,474	360,797
Kwara	8,827	7,822	16,649	134,726	128,197	262,923	13,511	12,972	26,483	157,064	148,991	306,055
Lagos	27,572	27,614	55,186	415,637	418,288	833,925	22,089	21,896	43,985	465,298	467,798	933,096
Nasarawa	20,547	17,910	38,457	205,677	190,504	396,181	10,246	9,915	20,161	236,470	218,329	454,799
Niger	46,997	38,671	85,668	478,796	393,857	872,653	27,661	23,307	50,968	553,454	455,835	1,009,289
Ogun	10,945	10,577	21,522	297,695	295,617	593,312	18,265	17,396	35,661	326,905	323,590	650,495
Ondo	19,885	19,106	38,991	283,519	279,606	563,125	10,487	10,902	21,389	313,891	309,614	623,505
Osun	8,685	8,034	16,719	149,854	148,184	298,038	7,756	7,892	15,648	166,295	164,110	330,405
Oyo	48,026	49,588	97,614	873,618	903,685	1,777,303	49,675	53,991	103,666	971,319	1,007,264	1,978,583
Plateau	24,338	23,225	47,563	273,246	274,753	547,999	19,976	19,776	39,752	317,560	317,754	635,314
Rivers	16,391	15,079	31,470	190,798	188,618	379,416	12,804	13,132	25,936	219,993	216,829	436,822
Sokoto	26,039	19,452	45,491	447,159	346,481	793,640	24,073	20,112	44,185	497,271	386,045	883,316
Taraba	39,242	33,886	73,128	372,883	320,144	693,027	21,435	18,901	40,336	433,560	372,931	806,491
Yobe	18,707	17,446	36,153	312,352	312,640	624,992	15,507	16,646	32,153	346,566	346,732	693,298
Zamfara	30,876	21,952	52,828	453,393	300,800	754,193	25,747	18,245	43,992	510,016	340,997	851,013
<b>National</b>	<b>884,384</b>	<b>815,597</b>	<b>1,699,981</b>	<b>14,469,231</b>	<b>13,867,136</b>	<b>28,336,367</b>	<b>876,071</b>	<b>859,497</b>	<b>1,735,568</b>	<b>16,229,686</b>	<b>15,542,230</b>	<b>31,771,916</b>

#### **2.3.4 Summary of National Enrolment by State, Single Age and Gender**

Tables 2.11, 2.12 and 2.13 provide statistics on enrolment by state, single age and gender for public, private, public and private primary schools respectively.

**Table 2. 11: Enrolment in Public Primary Schools by State, Single Age and Gender: 2021/2022**

STATE	BELOW 6YEARS		6YEARS		7YEARS		8YEARS		9YEARS		10YEARS		11YEARS		ABOVE11YEARS	
	MALE	FEMALE	MALE	FEMALE	MALE	FEMALE	MALE	FEMALE	MALE	FEMALE	MALE	FEMALE	MALE	FEMALE	MALE	FEMALE
Abia	4,811	4,211	13,039	13,086	15,807	15,513	16,234	16,555	16,045	15,874	20,768	15,853	16,669	12,888	4,991	5,210
Adamawa	21,510	20,363	39,993	37,188	46,328	44,327	49,506	47,783	49,705	48,480	47,183	44,212	49,361	45,500	25,505	24,813
Akwa-Ibom	30,827	29,228	93,206	98,053	108,920	116,258	103,737	110,063	103,732	109,663	102,047	108,467	74,241	78,312	18,561	20,615
Anambra	3,199	3,081	11,318	10,602	14,451	14,475	17,159	15,961	19,176	17,362	18,145	17,469	15,266	15,223	10,568	10,352
Bauchi	26,968	24,943	69,165	62,340	84,316	75,844	88,373	79,806	84,272	78,688	81,893	73,417	81,533	73,327	28,521	27,875
Bayelsa	3,062	2,707	5,432	5,252	6,232	6,063	6,613	6,381	6,572	6,353	6,062	6,020	4,520	4,485	3,226	2,926
Benue	18,571	16,851	31,626	28,693	32,552	30,824	31,653	29,109	29,082	26,628	35,571	28,037	18,840	16,555	11,191	10,142
Borno	10,773	10,367	36,166	33,120	48,841	51,536	53,556	53,195	55,670	58,892	55,143	53,609	53,965	49,335	21,608	21,184
Cross-River	5,457	4,889	7,890	7,919	11,023	10,595	10,513	10,426	10,527	10,084	9,145	8,765	5,837	5,473	3,879	3,714
Delta	5,828	5,471	17,671	17,305	21,541	21,749	24,126	23,640	32,040	27,259	24,421	24,011	18,480	18,396	9,273	9,248
Ebonyi	3,752	3,046	15,378	15,199	17,405	17,803	17,567	17,831	18,087	18,614	30,096	18,654	16,519	17,038	8,782	9,280
Edo	2,960	2,427	14,356	17,153	24,111	23,522	26,029	25,028	27,941	27,598	21,682	21,409	18,112	17,681	12,172	12,197
Ekiti	3,652	3,387	7,413	7,416	8,351	8,564	8,777	8,698	8,565	8,674	11,501	8,280	5,553	5,704	2,536	2,567
Enugu	3,636	3,270	11,816	11,659	14,220	13,899	14,818	14,684	15,569	15,283	14,808	14,789	12,207	11,909	5,753	5,892
Fct-Abuja	3,484	2,987	9,881	9,052	13,376	12,800	16,598	16,069	17,912	17,848	17,360	17,366	13,632	13,561	11,309	11,452
Gombe	13,501	12,123	38,572	34,340	46,108	39,253	46,864	40,856	48,761	41,759	41,166	36,356	49,415	44,989	17,105	15,649
Imo	10,762	8,267	71,412	59,398	68,678	71,670	81,504	68,019	75,197	80,368	97,560	82,319	68,927	73,553	13,075	12,673
Jigawa	25,148	22,696	62,780	62,153	74,045	75,201	74,517	74,022	73,697	73,698	65,321	68,221	64,929	64,312	22,212	24,133
Kaduna	54,317	50,269	120,371	111,704	142,534	137,521	146,262	139,095	159,558	130,971	164,784	163,038	153,810	152,133	62,151	59,104
Kano	65,191	67,788	165,508	178,465	243,649	254,615	233,081	247,803	233,302	248,893	247,970	266,401	178,782	189,353	88,085	102,127
Katsina	39,930	37,103	146,716	141,464	173,570	176,690	176,874	177,127	244,421	246,569	211,519	232,366	151,429	151,527	58,745	56,348
Kebbi	13,131	9,015	38,851	25,840	53,713	35,149	56,867	37,388	64,519	44,032	52,796	34,498	68,179	48,044	27,806	18,369
Kogi	8,324	7,505	16,595	15,853	18,162	17,501	18,394	17,533	17,224	16,659	19,403	15,168	10,545	10,294	5,851	6,323
Kwara	5,541	4,442	12,068	10,915	14,908	13,309	15,367	14,092	15,795	14,173	15,080	14,169	12,057	11,313	11,242	10,893
Lagos	1,603	1,669	11,779	11,819	16,809	16,791	22,460	22,103	27,738	28,187	32,660	33,378	28,540	28,770	17,789	17,584
Nasarawa	12,576	10,234	20,540	17,881	23,771	20,706	24,246	21,505	22,926	20,491	20,573	17,635	14,149	12,433	7,295	6,903
Niger	37,286	29,172	63,503	48,484	70,548	53,705	65,237	50,202	59,239	45,585	48,615	37,662	50,672	45,683	19,805	16,182
Ogun	2,668	2,305	21,310	20,332	25,900	24,457	27,882	26,303	28,081	30,254	27,182	26,007	23,357	22,394	12,799	12,158
Ondo	12,188	11,783	29,964	30,940	35,221	34,958	37,145	37,478	37,686	37,130	43,607	35,709	22,236	23,418	7,754	8,266
Osun	4,645	4,154	16,944	16,122	15,302	15,075	16,166	15,592	16,351	16,148	15,834	15,336	13,129	13,212	5,014	5,104
Oyo	37,251	38,695	101,608	104,611	126,104	128,107	132,516	136,557	131,808	137,869	141,973	146,274	96,203	102,689	43,201	47,583
Plateau	19,389	18,177	37,088	37,685	41,176	40,364	39,692	39,894	37,887	37,486	33,718	34,310	24,717	25,290	16,963	17,015
Rivers	4,943	4,295	11,881	11,748	15,561	15,576	17,257	17,651	18,585	18,755	22,733	18,223	13,215	13,805	10,857	11,013
Sokoto	24,613	18,366	65,226	50,471	78,812	62,645	80,278	62,331	73,605	59,124	64,519	50,088	62,909	42,090	22,656	18,894
Taraba	30,734	25,789	47,826	40,591	54,465	45,567	50,975	44,362	56,713	41,050	40,970	35,002	39,544	34,596	16,196	13,549
Yobe	16,680	15,557	42,590	40,694	43,540	41,293	48,290	47,692	50,297	47,703	67,331	72,572	36,339	38,490	13,854	14,784
Zamfara	20,495	13,093	54,118	34,997	67,360	42,610	62,972	40,719	56,771	36,538	50,296	32,570	45,079	31,348	18,082	12,422
<b>National</b>	<b>609,406</b>	<b>549,725</b>	<b>1,581,600</b>	<b>1,480,544</b>	<b>1,917,410</b>	<b>1,826,535</b>	<b>1,960,105</b>	<b>1,853,553</b>	<b>2,045,056</b>	<b>1,940,742</b>	<b>2,021,435</b>	<b>1,927,660</b>	<b>1,632,897</b>	<b>1,565,123</b>	<b>696,412</b>	<b>684,543</b>



**Table 2. 12: Enrolment in Private Primary Schools by State, Single Age and Gender: 2021/2022**

STATE	BELOW 6	6 YEARS		7 YEARS		8 YEARS		9 YEARS		10 YEARS		11 YEARS		ABOVE 11 YEARS		
	MALE	FEMALE	MALE	FEMALE	MALE	FEMALE	MALE	FEMALE	MALE	FEMALE	MALE	FEMALE	MALE	FEMALE	MALE	FEMALE
ABIA	6,575	6,190	14,415	14,890	15,952	16,841	15,693	16,891	15,194	16,078	14,021	14,270	7,427	7,819	1,802	1,922
ADAMAWA	3,126	3,163	7,743	7,287	9,537	9,339	9,513	9,568	9,346	9,190	7,657	7,369	5,675	5,125	3,376	3,272
AKWA-	10,725	11,291	27,359	28,662	21,559	22,782	20,078	22,069	18,379	19,473	14,996	16,294	7,342	8,163	2,945	2,994
ANAMBRA	5,345	5,298	14,943	14,874	15,908	16,880	15,940	16,073	15,556	15,729	14,364	14,190	10,342	10,649	3,748	3,743
BAUCHI	4,517	4,651	10,279	10,039	12,600	12,455	11,609	11,568	10,159	10,472	8,518	8,460	10,157	9,704	4,346	5,343
BAYELSA	2,042	1,983	4,360	4,601	6,022	6,103	6,351	6,452	6,110	6,173	4,827	4,793	2,862	2,785	2,196	1,865
BENUUE	8,600	8,360	16,337	16,695	19,940	19,629	20,274	20,155	19,211	18,879	16,689	15,931	11,068	10,781	6,708	6,498
BORNO	3,895	3,628	8,054	7,458	9,548	9,670	9,752	9,427	8,350	8,665	7,993	8,530	5,966	6,151	5,588	5,785
CROSS-	7,136	7,193	10,414	10,856	12,093	12,478	10,675	11,188	9,000	9,569	6,457	6,463	2,849	2,748	1,241	1,228
DELTA	6,522	6,218	14,390	15,405	16,625	17,256	16,451	16,924	14,755	15,587	11,469	11,383	4,596	4,918	1,605	1,597
EBONYI	3,286	3,219	8,755	9,255	9,439	9,598	8,760	9,465	9,048	9,186	7,809	7,853	5,007	5,494	1,608	1,759
EDO	3,176	2,786	11,063	13,332	17,956	17,989	18,630	18,387	18,806	18,873	12,017	12,606	8,714	8,458	1,450	1,404
EKITI	3,243	2,833	6,012	5,865	6,892	6,954	6,416	6,594	5,753	5,768	4,171	3,964	1,253	1,183	323	329
ENUGU	5,936	5,656	14,824	15,848	16,360	17,313	15,909	16,737	14,786	15,680	12,563	13,334	8,856	9,801	2,991	3,043
FCT-ABUJA	7,818	7,828	13,816	13,790	14,780	15,011	14,534	14,472	12,606	12,886	8,698	8,723	3,079	3,084	1,380	1,328
GOMBE	2,054	2,038	4,969	4,835	6,299	5,971	6,434	6,265	6,521	5,745	5,293	4,999	9,673	8,713	2,549	2,485
IMO	3,345	3,084	11,977	11,998	12,344	12,983	12,612	13,139	12,063	12,777	9,919	10,320	5,911	6,373	1,132	1,351
JIGAWA	3,042	2,965	7,830	7,720	10,329	10,360	9,654	9,595	9,172	9,043	8,043	7,387	7,355	6,365	4,691	4,624
KADUNA	12,177	12,888	22,342	22,863	25,360	26,301	25,873	26,167	23,402	23,483	20,788	20,734	14,908	14,994	10,484	11,773
KANO	19,059	22,117	42,116	45,522	52,015	58,303	51,908	59,350	50,403	58,957	44,165	52,557	33,854	40,473	25,167	32,609
KATSINA	7,229	6,572	17,612	16,441	24,205	21,693	23,616	20,748	21,528	18,833	19,763	15,886	14,393	11,160	12,363	9,420
KEBBI	23,661	17,377	36,145	25,697	43,559	31,168	40,122	29,332	33,220	24,829	26,410	19,201	20,341	15,145	24,412	15,828
KOGI	6,004	5,903	10,689	10,881	12,143	12,635	12,354	12,829	12,079	12,209	9,031	9,197	4,696	4,963	1,829	2,021
KWARA	3,286	3,380	8,088	8,297	10,459	10,533	10,634	10,892	9,181	9,244	7,457	7,418	3,632	3,842	2,269	2,079
LAGOS	25,969	25,945	52,282	52,794	57,191	58,302	57,259	57,353	52,534	52,777	39,425	39,543	16,960	16,471	4,300	4,312
NASARAWA	7,971	7,676	14,325	14,460	16,681	16,640	15,889	16,021	14,692	14,803	11,658	11,656	6,227	6,273	2,951	3,012
NIGER	9,711	9,499	21,426	20,431	25,521	23,853	23,983	22,611	21,794	20,172	17,914	16,148	10,344	9,321	7,856	7,125
OGUN	8,277	8,272	22,285	22,720	26,859	27,208	27,764	28,320	27,452	27,927	25,077	25,160	14,546	14,535	5,466	5,238
ONDO	7,697	7,323	13,420	13,839	16,489	16,697	15,776	16,428	14,526	15,184	11,799	12,081	5,650	5,744	2,733	2,636
OSUN	4,040	3,880	9,335	9,364	11,262	11,453	11,955	12,314	10,650	10,639	8,472	8,460	4,454	4,469	2,742	2,788
OYO	10,775	10,893	24,162	24,918	29,381	30,365	29,680	30,805	26,929	27,633	21,941	22,069	11,313	11,788	6,474	6,408
PLATEAU	4,949	5,048	10,068	10,397	12,167	12,313	11,825	12,101	10,708	10,727	8,867	8,921	5,333	5,265	3,013	2,761
RIVERS	11,448	10,784	17,802	18,122	20,202	20,301	19,328	20,132	17,543	17,705	11,978	12,012	4,713	4,588	1,947	2,119
SOKOTO	1,426	1,086	3,221	3,105	4,407	3,930	4,616	4,296	3,954	3,442	3,378	3,036	2,234	1,923	1,417	1,218
TARABA	8,508	8,097	14,916	13,586	17,006	16,498	15,890	15,690	14,584	14,177	12,066	11,761	7,928	7,264	5,239	5,352
YOBE	2,027	1,889	3,946	3,891	4,346	4,570	4,231	4,182	3,985	4,173	4,351	4,162	3,106	3,218	1,653	1,862
ZAMFARA	10,381	8,859	22,302	16,658	25,323	18,559	22,160	15,970	19,335	13,144	16,238	10,170	11,439	7,517	7,665	5,823
<b>NATIONAL</b>	<b>274,978</b>	<b>265,872</b>	<b>574,022</b>	<b>567,396</b>	<b>668,759</b>	<b>660,934</b>	<b>654,148</b>	<b>650,510</b>	<b>603,314</b>	<b>599,831</b>	<b>496,282</b>	<b>487,041</b>	<b>314,203</b>	<b>307,267</b>	<b>179,659</b>	<b>174,954</b>

**Table 2. 13: Enrolment in Public and Private Primary Schools by State, Single Age and Gender: 2021/2022**

STATE	BELOW6YEARRS		6YEARS		7YEARS		8YEARS		9YEARS		10YEARS		11YEARS		ABOVE11YEARS	
	MALE	FEMALE	MALE	FEMALE	MALE	FEMALE	MALE	FEMALE	MALE	FEMALE	MALE	FEMALE	MALE	FEMALE	MALE	FEMALE
ABIA	11,386	10,401	27,454	27,976	31,759	32,354	31,927	33,446	31,239	31,952	34,789	30,123	24,096	20,707	6,793	7,132
ADAMAWA	24,636	23,526	47,736	44,475	55,865	53,666	59,019	57,351	59,051	57,670	54,840	51,581	55,036	50,625	28,881	28,085
AKWA-	41,552	40,519	120,565	126,715	130,479	139,040	123,815	132,132	122,111	129,136	117,043	124,761	81,583	86,475	21,506	23,609
ANAMBRA	8,544	8,379	26,261	25,476	30,359	31,355	33,099	32,034	34,732	33,091	32,509	31,659	25,608	25,872	14,316	14,095
BAUCHI	31,485	29,594	79,444	72,379	96,916	88,299	99,982	91,374	94,431	89,160	90,411	81,877	91,690	83,031	32,867	33,218
BAYELSA	5,104	4,690	9,792	9,853	12,254	12,166	12,964	12,833	12,682	12,526	10,889	10,813	7,382	7,270	5,422	4,791
BENUUE	27,171	25,211	47,963	45,388	52,492	50,453	51,927	49,264	48,293	45,507	52,260	43,968	29,908	27,336	17,899	16,640
BORNO	14,668	13,995	44,220	40,578	58,389	61,206	63,308	62,622	64,020	67,557	63,136	62,139	59,931	55,486	27,196	26,969
CROSS-	12,593	12,082	18,304	18,775	23,116	23,073	21,188	21,614	19,527	19,653	15,602	15,228	8,686	8,221	5,120	4,942
DELTA	12,350	11,689	32,061	32,710	38,166	39,005	40,577	40,564	46,795	42,846	35,890	35,394	23,076	23,314	10,878	10,845
EBONYI	7,038	6,265	24,133	24,454	26,844	27,401	26,327	27,296	27,135	27,800	37,905	26,507	21,526	22,532	10,390	11,039
EDO	6,136	5,213	25,419	30,485	42,067	41,511	44,659	43,415	46,747	46,471	33,699	34,015	26,826	26,139	13,622	13,601
EKITI	6,895	6,220	13,425	13,281	15,243	15,518	15,193	15,292	14,318	14,442	15,672	12,244	6,806	6,887	2,859	2,896
ENUGU	9,572	8,926	26,640	27,507	30,580	31,212	30,727	31,421	30,355	30,963	27,371	28,123	21,063	21,710	8,744	8,935
FCT-ABUJA	11,302	10,815	23,697	22,842	28,156	27,811	31,132	30,541	30,518	30,734	26,058	26,089	16,711	16,645	12,689	12,780
GOMBE	15,555	14,161	43,541	39,175	52,407	45,224	53,298	47,121	55,282	47,504	46,459	41,355	59,088	53,702	19,654	18,134
IMO	14,107	11,351	83,389	71,396	81,022	84,653	94,116	81,158	87,260	93,145	107,479	92,639	74,838	79,926	14,207	14,024
JIGAWA	28,190	25,661	70,610	69,873	84,374	85,561	84,171	83,617	82,869	82,741	73,364	75,608	72,284	70,677	26,903	28,757
KADUNA	66,494	63,157	142,713	134,567	167,894	163,822	172,135	165,262	182,960	154,454	185,572	183,772	168,718	167,127	72,635	70,877
KANO	84,250	89,905	207,624	223,987	295,664	312,918	284,989	307,153	283,705	307,850	292,135	318,958	212,636	229,826	113,252	134,736
KATSINA	47,159	43,675	164,328	157,905	197,775	198,383	200,490	197,875	265,949	265,402	231,282	248,252	165,822	162,687	71,108	65,768
KEBBI	36,792	26,392	74,996	51,537	97,272	66,317	96,989	66,720	97,739	68,861	79,206	53,699	88,520	63,189	52,218	34,197
KOGI	14,328	13,408	27,284	26,734	30,305	30,136	30,748	30,362	29,303	28,868	28,434	24,365	15,241	15,257	7,680	8,344
KWARA	8,827	7,822	20,156	19,212	25,367	23,842	26,001	24,984	24,976	23,417	22,537	21,587	15,689	15,155	13,511	12,972
LAGOS	27,572	27,614	64,061	64,613	74,000	75,093	79,719	79,456	80,272	80,964	72,085	72,921	45,500	45,241	22,089	21,896
NASARAWA	20,547	17,910	34,865	32,341	40,452	37,346	40,135	37,526	37,618	35,294	32,231	29,291	20,376	18,706	10,246	9,915
NIGER	46,997	38,671	84,929	68,915	96,069	77,558	89,220	72,813	81,033	65,757	66,529	53,810	61,016	55,004	27,661	23,307
OGUN	10,945	10,577	43,595	43,052	52,759	51,665	55,646	54,623	55,533	58,181	52,259	51,167	37,903	36,929	18,265	17,396
ONDO	19,885	19,106	43,384	44,779	51,710	51,655	52,921	53,906	52,212	52,314	55,406	47,790	27,886	29,162	10,487	10,902
OSUN	8,685	8,034	26,279	25,486	26,564	26,528	28,121	27,906	27,001	26,787	24,306	23,796	17,583	17,681	7,756	7,892
OYO	48,026	49,588	125,770	129,529	155,485	158,472	162,196	167,362	158,737	165,502	163,914	168,343	107,516	114,477	49,675	53,991
PLATEAU	24,338	23,225	47,156	48,082	53,343	52,677	51,517	51,995	48,595	48,213	42,585	43,231	30,050	30,555	19,976	19,776
RIVERS	16,391	15,079	29,683	29,870	35,763	35,877	36,585	37,783	36,128	36,460	34,711	30,235	17,928	18,393	12,804	13,132
SOKOTO	26,039	19,452	68,447	53,576	83,219	66,575	84,894	66,627	77,559	62,566	67,897	53,124	65,143	44,013	24,073	20,112
TARABA	39,242	33,886	62,742	54,177	71,471	62,065	66,865	60,052	71,297	55,227	53,036	46,763	47,472	41,860	21,435	18,901
YOBE	18,707	17,446	46,536	44,585	47,886	45,863	52,521	51,874	54,282	51,876	71,682	76,734	39,445	41,708	15,507	16,646
ZAMFARA	30,876	21,952	76,420	51,655	92,683	61,169	85,132	56,689	76,106	49,682	66,534	42,740	56,518	38,865	25,747	18,245
<b>NATIONAL</b>	<b>884,384</b>	<b>815,597</b>	<b>2,155,622</b>	<b>2,047,940</b>	<b>2,586,169</b>	<b>2,487,469</b>	<b>2,614,253</b>	<b>2,504,063</b>	<b>2,648,370</b>	<b>2,540,573</b>	<b>2,517,717</b>	<b>2,414,701</b>	<b>1,947,100</b>	<b>1,872,390</b>	<b>876,071</b>	<b>859,497</b>

### **2.3.5 Summary of National Enrolment by State, Class, and Gender**

Tables 2.14, 2.15 and 2.16 present statistics on enrolment by state, class and gender for public, private, public and private primary schools respectively.

**Table 2.14: Enrolment in Public Primary Schools by State, Class and Gender: 2021/2022**

STATE	Primary1		Primary2		Primary3		Primary4		Primary5		Primary6		Total		
	Male	Female	Male	Female	Male	Female	Male	Female	Male	Female	Male	Female	Male	Female	M+F
Abia	16,435	15,913	16,398	16,853	17,031	16,796	15,900	15,914	21,341	16,341	21,259	17,373	108,364	99,190	207,554
Adamawa	61,235	58,419	55,948	54,310	54,382	51,785	50,105	48,125	47,364	46,091	60,057	53,936	329,091	312,666	641,757
Akwalbom	104,443	109,332	106,777	113,350	106,593	113,506	105,945	109,921	107,912	113,013	103,601	111,537	635,271	670,659	1,305,930
Anambra	16,176	15,497	16,996	16,387	17,734	16,664	19,833	18,297	18,977	18,409	19,566	19,271	109,282	104,525	213,807
Bauchi	100,730	91,392	94,748	87,436	93,090	85,654	84,730	76,751	79,691	72,971	92,052	82,036	545,041	496,240	1,041,281
Bayelsa	7,650	7,263	7,117	7,026	6,942	6,839	7,129	6,876	6,635	6,186	6,246	5,997	41,719	40,187	81,906
Benue	45,227	41,368	37,369	35,585	34,020	31,478	30,831	28,251	37,078	28,963	24,561	21,194	209,086	186,839	395,925
Borno	53445	51137	57291	61335	58160	57184	52663	56323	54799	53282	59364	51977	335,722	331,238	666,960
CrossRiver	9,909	9,696	10,233	10,131	11,248	10,742	11,655	11,158	10,946	10,336	10,280	9,802	64,271	61,865	126,136
Delta	23,054	22,964	24,315	24,296	25,177	25,006	32,082	26,721	25,045	24,671	23,707	23,421	153,380	147,079	300,459
Ebonyi	19,675	18,731	17,806	18,931	18,595	18,805	18,868	19,295	19,480	19,712	33,162	21,991	127,586	117,465	245,051
Edo	14,685	14,322	20,372	22,940	20,999	19,550	28,106	27,879	29,970	29,591	33,231	32,733	147,363	147,015	294,378
Ekiti	9,608	9,691	8,616	8,897	8,436	8,548	8,551	8,338	11,586	8,249	9,551	9,567	56,348	53,290	109,638
Enugu	14,124	14,035	14,617	14,585	15,813	15,647	16,237	15,841	15,606	15,692	16,430	15,585	92,827	91,385	184,212
FCT	15,838	14,455	16,383	15,946	17,747	17,919	18,653	18,479	18,033	18,029	16,898	16,307	103,552	101,135	204,687
Gombe	59,611	52,169	52,924	46,639	51,768	44,792	45,604	39,030	38,766	34,636	52,819	48,059	301,492	265,325	566,817
Imo	74,722	69,336	77,008	72,323	79,332	73,279	78,321	75,871	81,756	75,078	95,976	90,380	487,115	456,267	943,382
Jigawa	86,134	84,727	82,405	83,310	76,872	76,619	75,491	77,080	67,752	69,895	73,995	72,805	462,649	464,436	927,085
Kaduna	193,316	179,432	166,713	161,998	157,320	149,896	160,491	132,138	200,986	196,612	124,961	123,759	1,003,787	943,835	1,947,622
Kano	284,345	295,265	256,113	279,467	253,864	267,565	227,347	246,214	209,798	231,119	224,101	235,815	1,455,568	1,555,445	3,011,013
Katsina	219,354	211,116	188,694	194,803	186,350	183,892	183,718	183,131	216,089	218,877	208,999	227,375	1,203,204	1,219,194	2,422,398
Kebbi	66,049	43,127	63,655	43,156	62,102	41,127	57,150	37,972	58,838	39,644	68,068	47,309	375,862	252,335	628,197
Kogi	22,284	21,502	20,109	19,493	19,003	18,329	21,689	17,425	16,394	15,719	15,019	14,368	114,498	106,836	221,334
Kwara	22,157	19,594	17,981	16,398	16,532	15,207	15,631	14,398	14,394	12,836	15,363	14,873	102,058	93,306	195,364
Lagos	16,620	16,504	20,159	19,521	24,727	25,189	28,602	29,091	34,725	35,533	34,545	34,463	159,378	160,301	319,679
Nasarawa	28,035	24,178	26,317	22,625	26,247	23,151	23,789	21,194	22,013	19,461	19,675	17,179	146,076	127,788	273,864
Niger	90,877	70,292	82,065	62,220	71,620	54,462	57,971	45,647	51,253	39,790	61,119	54,264	414,905	326,675	741,580
Ogun	28,691	26,776	28,425	26,954	28,320	26,403	28,285	26,380	27,883	30,596	27,575	27,101	169,179	164,210	333,389
Ondo	36,397	36,974	36,577	37,011	36,333	36,023	36,971	36,718	45,563	37,225	33,960	35,731	225,801	219,682	445,483
Osun	20,906	19,764	16,521	16,699	16,677	16,227	17,180	16,399	15,802	15,670	16,299	15,984	103,385	100,743	204,128
Oyo	129,557	133,928	135,606	140,859	132,963	138,067	134,267	140,613	127,811	136,861	150,460	152,057	810,664	842,385	1,653,049
Plateau	54,246	54,063	45,588	45,715	42,848	42,869	41,020	40,370	35,481	35,433	31,447	31,771	250,630	250,221	500,851
Rivers	17,699	17,803	18,682	18,365	19,872	19,495	24,194	19,491	18,198	18,826	16,387	17,086	115,032	111,066	226,098
Sokoto	98,660	76,288	91,872	72,535	85,935	67,671	68,771	54,732	60,633	48,034	66,747	44,749	472,618	364,009	836,627
Taraba	70,578	58,974	62,163	53,060	56,363	48,269	56,855	41,379	42,645	36,988	48,819	41,836	337,423	280,506	617,929
Yobe	54,479	52,822	49,643	47,294	51,129	48,427	46,914	44,850	55,274	60,626	61,482	64,766	318,921	318,785	637,706
Zamfara	84,301	54,052	73,041	49,054	70,610	44,874	55,922	35,088	44,589	29,587	46,710	31,642	375,173	244,297	619,470
<b>National</b>	<b>2,271,252</b>	<b>2,112,901</b>	<b>2,117,247</b>	<b>2,037,507</b>	<b>2,072,754</b>	<b>1,957,956</b>	<b>1,987,471</b>	<b>1,863,380</b>	<b>1,991,106</b>	<b>1,920,582</b>	<b>2,024,491</b>	<b>1,936,099</b>	<b>12,464,321</b>	<b>11,828,425</b>	<b>24,292,746</b>

**Table 2.15: Enrolment in Private Primary Schools by State, Class and Gender: 2021/2022**

STATE	Primary1		Primary2		Primary3		Primary4		Primary5		Primary6		Total		
	Male	Female	Male	Female	Male	Female	Male	Female	Male	Female	Male	Female	Male	Female	M+F
Abia	16,775	16,966	16,263	17,184	16,395	17,684	16,909	17,320	15,461	15,845	9,276	9,902	91,079	94,901	185,980
Adamawa	12,276	11,918	11,348	11,349	10,292	10,059	9,419	9,379	7,975	7,589	4,663	4,019	55,973	54,313	110,286
AkwaiBom	22,185	23,992	30,152	31,296	21,049	23,080	20,987	22,176	18,547	20,079	10,463	11,105	123,383	131,728	255,111
Anambra	16,761	17,215	16,987	17,206	16,821	17,055	16,434	16,430	14,603	14,857	14,540	14,673	96,146	97,436	193,582
Bauchi	16,365	16,180	15,120	15,442	13,694	13,844	9,832	10,080	7,970	8,260	9,204	8,886	72,185	72,692	144,877
Bayelsa	7,270	7,289	6,972	7,009	6,610	6,742	6,288	6,288	5,208	5,301	2,422	2,126	34,770	34,755	69,525
Benue	22,647	23,037	22,892	22,808	22,611	21,744	20,642	20,687	17,473	16,905	12,562	11,747	118,827	116,928	235,755
Borno	15,140	13,597	13,530	12,507	9,750	10,429	8,358	9,303	7,202	7,697	5,166	5,781	59,146	59,314	118,460
CrossRiver	13,115	13,701	12,782	13,418	12,257	12,765	10,956	11,334	7,345	7,362	3,410	3,143	59,865	61,723	121,588
Delta	17,949	18,378	17,286	17,857	16,685	17,505	15,838	16,365	12,847	13,178	5,808	6,005	86,413	89,288	175,701
Ebonyi	9,647	10,251	9,804	10,127	9,242	9,720	9,493	9,612	8,551	8,754	6,975	7,365	53,712	55,829	109,541
Edo	8,485	8,408	12,615	14,737	12,350	12,395	18,175	17,928	18,553	18,655	21,634	21,712	91,812	93,835	185,647
Ekiti	7,846	7,213	7,038	7,218	6,689	6,719	6,100	5,890	4,741	4,943	1,649	1,507	34,063	33,490	67,553
Enugu	16,466	17,012	16,500	17,676	16,200	17,177	15,576	16,425	14,556	15,543	12,927	13,579	92,225	97,412	189,637
FCT	15,946	16,013	15,314	15,552	14,820	14,971	14,335	14,085	11,900	12,058	4,396	4,443	76,711	77,122	153,833
Gombe	8,105	7,867	7,627	7,419	6,985	6,727	6,492	5,712	5,178	4,951	9,405	8,375	43,792	41,051	84,843
Imo	12,824	13,118	12,798	13,264	12,806	13,259	12,461	13,214	10,984	11,526	7,430	7,644	69,303	72,025	141,328
Jigawa	15,454	13,372	12,660	12,520	10,464	10,967	8,930	8,461	6,947	7,010	5,661	5,729	60,116	58,059	118,175
Kaduna	34,557	34,850	30,826	31,445	29,365	29,927	26,222	27,019	21,669	22,445	12,695	13,517	155,334	159,203	314,537
Kano	73,848	82,586	63,437	73,333	59,601	67,855	50,065	59,338	40,758	48,628	30,978	38,148	318,687	369,888	688,575
Katsina	42,012	33,051	29,484	27,117	24,640	21,340	15,939	14,595	12,200	11,005	16,434	13,645	140,709	120,753	261,462
Kebbi	176,450	118,756	24,270	20,307	17,490	15,366	15,505	12,138	8,799	7,134	5,356	4,876	247,870	178,577	426,447
Kogi	13,053	13,350	12,811	13,451	12,531	12,934	12,420	12,266	10,634	10,962	7,376	7,675	68,825	70,638	139,463
Kwara	12,351	12,458	11,606	11,760	11,153	11,428	9,722	9,947	8,184	8,192	1,990	1,900	55,006	55,685	110,691
Lagos	58,801	59,263	57,833	58,865	56,921	57,451	56,404	55,970	49,179	49,298	26,782	26,650	305,920	307,497	613,417
Nasarawa	19,284	19,259	18,963	18,982	18,160	18,124	16,578	16,142	13,042	13,568	4,367	4,466	90,394	90,541	180,935
Niger	31,649	28,850	27,924	26,533	25,931	23,777	22,292	20,891	18,803	17,867	11,950	11,242	138,549	129,160	267,709
Ogun	27,977	28,180	27,868	27,864	26,924	27,015	26,884	27,370	24,648	25,382	23,425	23,569	157,726	159,380	317,106
Ondo	17,646	18,097	17,407	17,226	16,702	17,068	15,728	16,056	13,281	13,949	7,326	7,536	88,090	89,932	178,022
Osun	13,065	13,282	12,545	13,026	11,853	11,903	11,921	12,064	9,198	9,045	4,328	4,047	62,910	63,367	126,277
Oyo	33,200	34,222	32,152	33,009	31,071	31,866	28,769	29,317	23,893	25,405	11,570	11,060	160,655	164,879	325,534
Plateau	14,814	15,273	13,980	14,088	13,126	13,359	12,213	12,093	9,658	9,512	3,139	3,208	66,930	67,533	134,463
Rivers	20,518	20,447	20,406	20,602	20,165	20,237	19,705	19,633	17,079	17,551	7,088	7,293	104,961	105,763	210,724
Sokoto	5,342	4,733	4,856	4,454	4,602	4,104	4,389	3,796	3,362	3,097	2,102	1,852	24,653	22,036	46,689
Taraba	20,843	19,621	20,249	19,375	18,417	18,033	15,257	14,868	12,685	12,106	8,686	8,422	96,137	92,425	188,562
Yobe	5,297	5,079	4,955	5,448	4,992	4,993	4,446	4,409	4,088	4,441	3,867	3,577	27,645	27,947	55,592
Zamfara	87,316	59,768	16,619	14,223	14,065	10,472	7,139	5,292	5,644	4,015	4,060	2,930	134,843	96,700	231,543
<b>National</b>	<b>963,279</b>	<b>876,652</b>	<b>705,879</b>	<b>715,697</b>	<b>653,429</b>	<b>660,094</b>	<b>598,823</b>	<b>603,893</b>	<b>502,845</b>	<b>514,115</b>	<b>341,110</b>	<b>343,354</b>	<b>3,765,365</b>	<b>3,713,805</b>	<b>7,479,170</b>

**Table 2.16: Enrolment in Public and Private Schools by State, Class and Gender: 2021/2022**

STATE	Primary1		Primary2		Primary3		Primary4		Primary5		Primary6		Total		
	Male	Female	Male	Female	Male	Female	Male	Female	Male	Female	Male	Female	Male	Female	M+F
Abia	33,210	32,879	32,661	34,037	33,426	34,480	32,809	33,234	36,802	32,186	30,535	27,275	199,443	194,091	393,534
Adamawa	73,511	70,337	67,296	65,659	64,674	61,844	59,524	57,504	55,339	53,680	64,720	57,955	385,064	366,979	752,043
Akwalbom	126,628	133,324	136,929	144,646	127,642	136,586	126,932	132,097	126,459	133,092	114,064	122,642	758,654	802,387	1,561,041
Anambra	32,937	32,712	33,983	33,593	34,555	33,719	36,267	34,727	33,580	33,266	34,106	33,944	205,428	201,961	407,389
Bauchi	117,095	107,572	109,868	102,878	106,784	99,498	94,562	86,831	87,661	81,231	101,256	90,922	617,226	568,932	1,186,158
Bayelsa	14,920	14,552	14,089	14,035	13,552	13,581	13,417	13,164	11,843	11,487	8,668	8,123	76,489	74,942	151,431
Benue	67,874	64,405	60,261	58,393	56,631	53,222	51,473	48,938	54,551	45,868	37,123	32,941	327,913	303,767	631,680
Borno	68,585	64,734	70,821	73,842	67,910	67,613	61,021	65,626	62,001	60,979	64,530	57,758	394,868	390,552	785,420
CrossRiver	23,024	23,397	23,015	23,549	23,505	23,507	22,611	22,492	18,291	17,698	13,690	12,945	124,136	123,588	247,724
Delta	41,003	41,342	41,601	42,153	41,862	42,511	47,920	43,086	37,892	37,849	29,515	29,426	239,793	236,367	476,160
Ebonyi	29,322	28,982	27,610	29,058	27,837	28,525	28,361	28,907	28,031	28,466	40,137	29,356	181,298	173,294	354,592
Edo	23,170	22,730	32,987	37,677	33,349	31,945	46,281	45,807	48,523	48,246	54,865	54,445	239,175	240,850	480,025
Ekiti	17,454	16,904	15,654	16,115	15,125	15,267	14,651	14,228	16,327	13,192	11,200	11,074	90,411	86,780	177,191
Enugu	30,590	31,047	31,117	32,261	32,013	32,824	31,813	32,266	30,162	31,235	29,357	29,164	185,052	188,797	373,849
FCT	31,784	30,468	31,697	31,498	32,567	32,890	32,988	32,564	29,933	30,087	21,294	20,750	180,263	178,257	358,520
Gombe	67,716	60,036	60,551	54,058	58,753	51,519	52,096	44,742	43,944	39,587	62,224	56,434	345,284	306,376	651,660
Imo	87,546	82,454	89,806	85,587	92,138	86,538	90,782	89,085	92,740	86,604	103,406	98,024	556,418	528,292	1,084,710
Jigawa	101,588	98,099	95,065	95,830	87,336	87,586	84,421	85,541	74,699	76,905	79,656	78,534	522,765	522,495	1,045,260
Kaduna	227,873	214,282	197,539	193,443	186,685	179,823	186,713	159,157	222,655	219,057	137,656	137,276	1,159,121	1,103,038	2,262,159
Kano	358,193	377,851	319,550	352,800	313,465	335,420	277,412	305,552	250,556	279,747	255,079	273,963	1,774,255	1,925,333	3,699,588
Katsina	261,366	244,167	218,178	221,920	210,990	205,232	199,657	197,726	228,289	229,882	225,433	241,020	1,343,913	1,339,947	2,683,860
Kebbi	242,499	161,883	87,925	63,463	79,592	56,493	72,655	50,110	67,637	46,778	73,424	52,185	623,732	430,912	1,054,644
Kogi	35,337	34,852	32,920	32,944	31,534	31,263	34,109	29,691	27,028	26,681	22,395	22,043	183,323	177,474	360,797
Kwara	34,508	32,052	29,587	28,158	27,685	26,635	25,353	24,345	22,578	21,028	17,353	16,773	157,064	148,991	306,055
Lagos	75,421	75,767	77,992	78,386	81,648	82,640	85,006	85,061	83,904	84,831	61,327	61,113	465,298	467,798	933,096
Nasarawa	47,319	43,437	45,280	41,607	44,407	41,275	40,367	37,336	35,055	33,029	24,042	21,645	236,470	218,329	454,799
Niger	122,526	99,142	109,989	88,753	97,551	78,239	80,263	66,538	70,056	57,657	73,069	65,506	553,454	455,835	1,009,289
Ogun	56,668	54,956	56,293	54,818	55,244	53,418	55,169	53,750	52,531	55,978	51,000	50,670	326,905	323,590	650,495
Ondo	54,043	55,071	53,984	54,237	53,035	53,091	52,699	52,774	58,844	51,174	41,286	43,267	313,891	309,614	623,505
Osun	33,971	33,046	29,066	29,725	28,530	28,130	29,101	28,463	25,000	24,715	20,627	20,031	166,295	164,110	330,405
Oyo	162,757	168,150	167,758	173,868	164,034	169,933	163,036	169,930	151,704	162,266	162,030	163,117	971,319	1,007,264	1,978,583
Plateau	69,060	69,336	59,568	59,803	55,974	56,228	53,233	52,463	45,139	44,945	34,586	34,979	317,560	317,754	635,314
Rivers	38,217	38,250	39,088	38,967	40,037	39,732	43,899	39,124	35,277	36,377	23,475	24,379	219,993	216,829	436,822
Sokoto	104,002	81,021	96,728	76,989	90,537	71,775	73,160	58,528	63,995	51,131	68,849	46,601	497,271	386,045	883,316
Taraba	91,421	78,595	82,412	72,435	74,780	66,302	72,112	56,247	55,330	49,094	57,505	50,258	433,560	372,931	806,491
Yobe	59,776	57,901	54,598	52,742	56,121	53,420	51,360	49,259	59,362	65,067	65,349	68,343	346,566	346,732	693,298
Zamfara	171,617	113,820	89,660	63,277	84,675	55,346	63,061	40,380	50,233	33,602	50,770	34,572	510,016	340,997	851,013
<b>National</b>	<b>3,234,531</b>	<b>2,989,553</b>	<b>2,823,126</b>	<b>2,753,204</b>	<b>2,726,183</b>	<b>2,618,050</b>	<b>2,586,294</b>	<b>2,467,273</b>	<b>2,493,951</b>	<b>2,434,697</b>	<b>2,365,601</b>	<b>2,279,453</b>	<b>16,229,686</b>	<b>15,542,230</b>	<b>31,771,916</b>

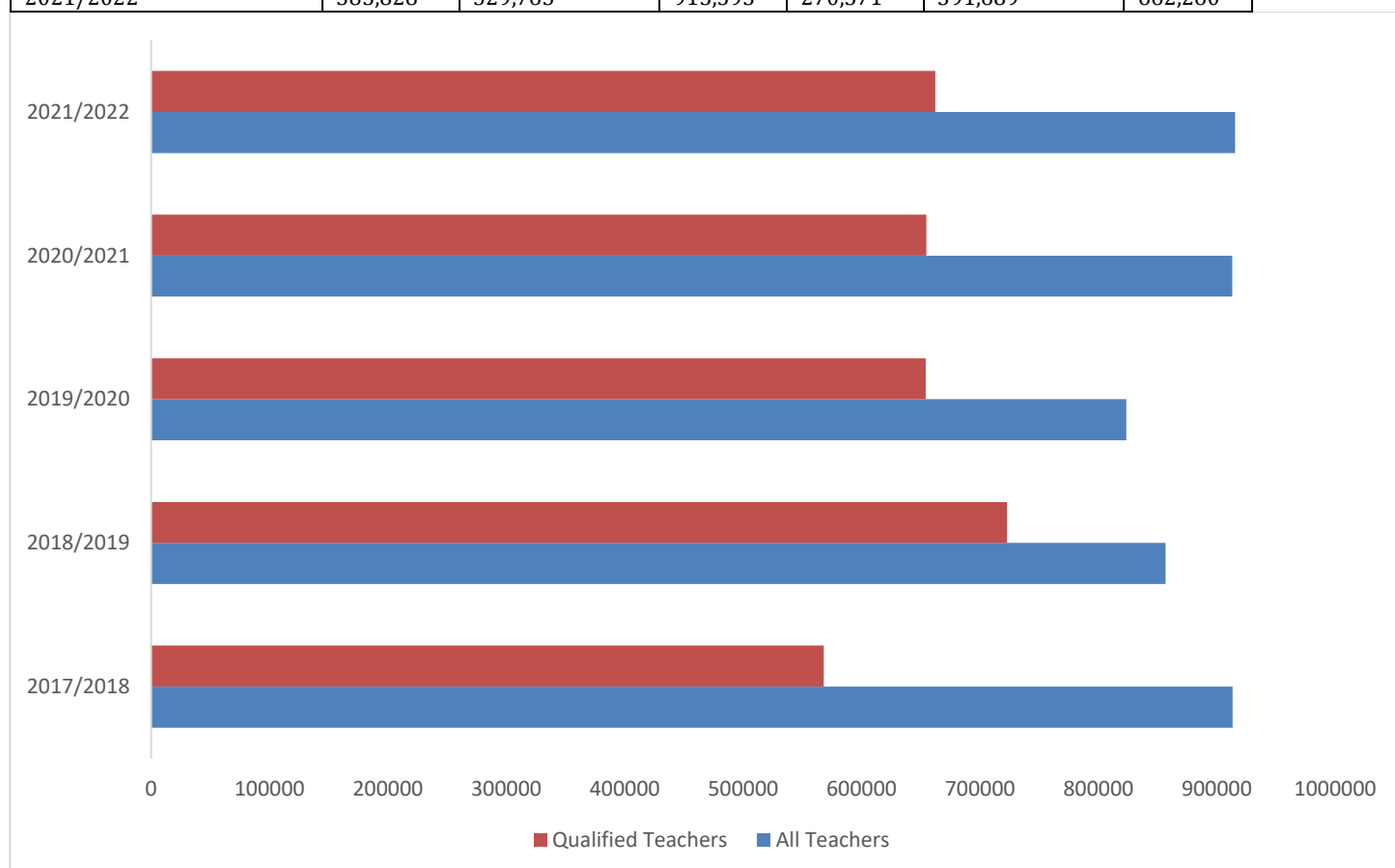
## 2.4 TEACHERS

### 2.4.1 Summary of Teachers' Statistics

Table 2.17 displays statistics on the number of all teachers and qualified teachers for five academic years, 2017/2018 to 2021/2022, while Figure 2.4 charts the trend for the five academic years.

**Table 2.17: National Summary on Public and Private qualified Primary School Teachers by Gender: 2017/2018-2021/2022**

Year	All Teachers			Qualified Teachers		
	Male	Female	Total	Male	Female	Total
2017/2018	422,223	491,356	913,579	269,151	298,882	568,033
2018/2019	369,734	487,148	856,882	298,972	423,828	722,800
2019/2020	348,037	475,544	823,581	259,629	394,739	654,368
2020/2021	408,857	504,448	913,305	290,878	364,001	654,879
2021/2022	385,828	529,765	915,593	270,571	391,689	662,260



**Figure 2.4: National Summary of School Teachers and Qualified Teachers by Gender: 2017/2018-2021/2022**

## 2.4.2 Teachers' Statistics by State and Gender

Tables 2.18, 2.19 and 2.20 display statistics of qualified teachers as a subset of the overall number of teachers in public, private, public, and private primary schools respectively by state and gender.

**Table 2.18: Teachers in Public Primary Schools by State and Gender: 2021/2022**

State	Teachers			Qualified Teachers		
	Male	Female	Total	Male	Female	Total
Abia	677	5720	6397	489	5241	5730
Adamawa	10447	7373	17820	7091	5695	12786
Akwabom	7320	11418	18738	6833	10741	17574
Anambra	874	8457	9331	711	7131	7842
Bauchi	10616	6246	16862	8752	5713	14465
Bayelsa	1638	2199	3837	1314	1858	3172
Benue	7299	6547	13846	6518	5932	12450
*Borno	6549	6292	12841	3634	4613	8247
CrossRiver	4364	6155	10519	3686	5326	9012
Delta	2512	8358	10870	2060	7583	9643
Ebonyi	2791	4643	7434	2460	4211	6671
Edo	1737	5639	7376	1545	5248	6793
Ekiti	1466	5178	6644	1334	4787	6121
Enugu	1522	8488	10010	1334	7687	9021
FCT	5903	6534	12437	5514	6046	11560
Gombe	7592	5454	13046	4965	4313	9278
Imo	879	7364	8243	739	6946	7685
Jigawa	12086	3997	16083	8961	3222	12183
Kaduna	14035	16005	30040	11719	14102	25821
Kano	26855	11545	38400	23200	9636	32836
Katsina	17,963	8,233	26196	12,496	6,295	18791
Kebbi	11347	5043	16390	7223	3690	10913
Kogi	4,045	7,120	11165	3,555	6,444	9999
Kwara	4801	6070	10871	3967	5551	9518
Lagos	1885	6701	8586	1652	6030	7682
Nasarawa	5821	5087	10908	4742	4039	8781
Niger	14677	10492	25169	10791	8990	19781
Ogun	3101	8500	11601	2766	7761	10527
Ondo	2886	6672	9558	2301	5904	8205
Osun	1761	5682	7443	1605	5291	6896
Oyo	4269	10298	14567	3758	9765	13523
Plateau	9100	8269	17369	8236	7461	15697
Rivers	1792	3704	5496	1360	3059	4419
Sokoto	12754	3932	16686	7847	2819	10666
Taraba	11437	6789	18226	8735	5395	14130
Yobe	4738	3281	8019	2960	2471	5431
Zamfara	7665	2513	10178	4987	1999	6986
<b>National</b>	<b>247204</b>	<b>251998</b>	<b>499202</b>	<b>191840</b>	<b>218995</b>	<b>410835</b>



**Table 2.19: Teachers in Private Primary Schools by State and Gender: 2021/2022**

State	Teachers			Qualified Teachers		
	Male	Female	Total	Male	Female	Total
Abia	1435	9144	10579	759	5590	6349
Adamawa	3006	3133	6139	1918	2085	4003
Akwalbom	3708	7390	11098	2050	4953	7003
Anambra	1263	9623	10886	714	6259	6973
Bauchi	2895	2330	5225	1839	1645	3484
Bayelsa	1473	3599	5072	621	1705	2326
Benue	5480	5347	10827	3155	3435	6590
Borno	2469	2503	4972	1328	1504	2832
CrossRiver	2501	5339	7840	1562	3577	5139
Delta	2607	10379	12986	1398	6333	7731
Ebonyi	1056	3579	4635	553	1955	2508
Edo	1147	4398	5545	549	2683	3232
Ekiti	1566	5289	6855	832	3243	4075
Enugu	1421	9605	11026	861	6430	7291
FCT	4550	10015	14565	2952	6926	9878
Gombe	1730	2126	3856	1092	1350	2442
Imo	1143	6342	7485	687	4127	4814
Jigawa	2219	1252	3471	1233	737	1970
Kaduna	6090	9469	15559	3332	5871	9203
Kano	10886	12583	23469	7001	7682	14683
Katsina	4,889	3,135	8024	3,034	2,005	5039
Kebbi	7689	3019	10708	3701	1538	5239
Kogi	2,722	5,206	7928	1,382	3,142	4524
Kwara	2615	6310	8925	1634	4329	5963
Lagos	14292	44452	58744	6838	25627	32465
Nasarawa	3873	6817	10690	2483	4404	6887
Niger	6283	8433	14716	3295	5163	8458
Ogun	6689	19871	26560	3812	11990	15802
Ondo	4053	10326	14379	1927	5678	7605
Osun	2555	7229	9784	1604	4884	6488
Oyo	5961	15058	21019	3488	10714	14202
Plateau	3044	5382	8426	2102	3885	5987
Rivers	3726	11653	15379	1901	6768	8669
Sokoto	1164	1178	2342	788	885	1673
Taraba	4833	3720	8553	2404	1886	4290
Yobe	1005	974	1979	652	642	1294
Zamfara	4586	1559	6145	3250	1064	4314
<b>National</b>	<b>138624</b>	<b>277767</b>	<b>416391</b>	<b>78731</b>	<b>172694</b>	<b>251425</b>

**Table 2.20: Teachers in Public and Private Primary Schools by State and Gender: 2017/2018-2021/2022**

State	Teachers			Qualified Teachers		
	Male	Female	Total	Male	Female	Total
Abia	2112	14864	16976	1248	10831	12079
Adamawa	13453	10506	23959	9009	7780	16789
Akwalbom	11028	18808	29836	8883	15694	24577
Anambra	2137	18080	20217	1425	13390	14815
Bauchi	13511	8576	22087	10591	7358	17949
Bayelsa	3111	5798	8909	1935	3563	5498
Benue	12779	11894	24673	9673	9367	19040
*Borno	9018	8795	17813	4962	6117	11079
CrossRiver	6865	11494	18359	5248	8903	14151
Delta	5119	18737	23856	3458	13916	17374
Ebonyi	3847	8222	12069	3013	6166	9179
Edo	2884	10037	12921	2094	7931	10025
Ekiti	3032	10467	13499	2166	8030	10196
Enugu	2943	18093	21036	2195	14117	16312
FCT	10453	16549	27002	8466	12972	21438
Gombe	9322	7580	16902	6057	5663	11720
Imo	2022	13706	15728	1426	11073	12499
Jigawa	14305	5249	19554	10194	3959	14153
Kaduna	20125	25474	45599	15051	19973	35024
Kano	37741	24128	61869	30201	17318	47519
Katsina	22852	11368	34220	15530	8300	23830
Kebbi	19036	8062	27098	10924	5228	16152
Kogi	6767	12326	19093	4937	9586	14523
Kwara	7416	12380	19796	5601	9880	15481
Lagos	16177	51153	67330	8490	31657	40147
Nasarawa	9694	11904	21598	7225	8443	15668
Niger	20960	18925	39885	14086	14153	28239
Ogun	9790	28371	38161	6578	19751	26329
Ondo	6939	16998	23937	4228	11582	15810
Osun	4316	12911	17227	3209	10175	13384
Oyo	10230	25356	35586	7246	20479	27725
Plateau	12144	13651	25795	10338	11346	21684
Rivers	5518	15357	20875	3261	9827	13088
Sokoto	13918	5110	19028	8635	3704	12339
Taraba	16270	10509	26779	11139	7281	18420
Yobe	5743	4255	9998	3612	3113	6725
Zamfara	12251	4072	16323	8237	3063	11300
<b>National</b>	<b>385828</b>	<b>529765</b>	<b>915593</b>	<b>270571</b>	<b>391689</b>	<b>662260</b>

## 2.5 Facilities

### 2.5.1 Number and Conditions of Classrooms by State

Table 2.21 presents the statistics on number of classrooms in public, private, public and private primary schools and their conditions, whether good or bad, by state.

**Table 2.21: Number and Condition of Classrooms by State in Primary Schools: 2021/2022**

State	PUBLIC			PRIVATE			BOTH		
	Good Classroom	Bad Classroom	Total	Good Classroom	Bad Classroom	Total	Good Classroom	Bad Classroom	Total
Abia	3,813	2,371	6,184	10,608	932	11,540	14421	3303	17724
Adamaw	6,435	5,210	11,645	3,466	692	4,158	9901	5902	15803
Akwalbo	14,309	6,825	21,134	9,327	1,459	10,786	23636	8284	31920
Anambra	4,749	2,576	7,325	9,749	767	10,516	14498	3343	17841
Bauchi	5,533	8,280	13,813	2,458	676	3,134	7991	8956	16947
Bayelsa	1,366	1,881	3,247	4,043	1,384	5,427	5409	3265	8674
Benue	7,257	9,022	16,279	7,358	1,237	8,595	14615	10259	24874
Borno	4,100	3,766	7,866	2,723	536	3,259	6823	4302	11125
CrossRiv	4,138	3,285	7,423	5,509	649	6,158	9647	3934	13581
Delta	5,240	3,228	8,468	11,360	596	11,956	16600	3824	20424
Ebonyi	3,532	3,779	7,311	4,144	662	4,806	7676	4441	12117
Edo	4,634	2,222	6,856	5,078	289	5,367	9712	2511	12223
Ekiti	3,280	2,172	5,452	6,415	397	6,812	9695	2569	12264
Enugu	4,585	2,978	7,563	9,952	649	10,601	14537	3627	18164
FCT	2,762	2,057	4,819	11,561	400	11,961	14323	2457	16780
Gombe	4,523	3,548	8,071	2,619	349	2,968	7142	3897	11039
Imo	5,340	7,014	12,354	6,491	1,082	7,573	11831	8096	19927
Jigawa	6,772	5,986	12,758	1,648	538	2,186	8420	6524	14944
Kaduna	10,009	14,969	24,978	10,620	1,086	11,706	20629	16055	36684
Kano	16,084	15,296	31,380	11,126	4,058	15,184	27210	19354	46564
Katsina	9,973	7,794	17,767	4,109	987	5,096	14082	8781	22863
Kebbi	4,761	4,342	9,103	3,331	1,505	4,836	8092	5847	13939
Kogi	6,053	6,122	12,175	6,825	1,111	7,936	12878	7233	20111
Kwara	4,004	4,241	8,245	7,284	737	8,021	11288	4978	16266
Lagos	5,976	1,818	7,794	59,269	1,862	61,131	65245	3680	68925
Nasaraw	3,826	4,612	8,438	8,873	894	9,767	12699	5506	18205
Niger	6,592	9,877	16,469	9,220	1,138	10,358	15812	11015	26827
Ogun	5,981	3,257	9,238	26,673	673	27,346	32654	3930	36584
Ondo	4,894	4,335	9,229	12,899	1,902	14,801	17793	6237	24030
Osun	4,568	4,067	8,635	9,013	494	9,507	13581	4561	18142
Oyo	9,254	7,146	16,400	20,232	1,453	21,685	29486	8599	38085
Plateau	6,768	8,285	15,053	5,462	1,079	6,541	12230	9364	21594
Rivers	3,344	2,986	6,330	14,349	794	15,143	17693	3780	21473
Sokoto	5,728	5,431	11,159	1,370	107	1,477	7098	5538	12636
Taraba	4,939	7,414	12,353	5,571	1,382	6,953	10510	8796	19306
Yobe	3,536	3,132	6,668	1,154	239	1,393	4690	3371	8061
Zamfara	4,353	3,859	8,212	2,036	834	2,870	6389	4693	11082
<b>National</b>	<b>213,011</b>	<b>195,183</b>	<b>408,19</b>	<b>333,925</b>	<b>35,629</b>	<b>369,55</b>	<b>546936</b>	<b>230812</b>	<b>77774</b>

## 2.5.2 Number Toilets in Primary Schools by State

Tables 2.22, 2.23 and 2.24 display information on the number of toilets available for learners and teachers in public, private, public, and private primary schools respectively for each of the 36 states and FCT.

**Table 2.22: Number of Public Toilets in Primary Schools by State: 2021/2022**

State	STUDENT TOILETS			Total	TEACHERS TOILETS			Total
	Male	Female	Mixed		Male	Female	Mixed	
Abia	180	226	239	645	139	193	241	573
Adamawa	880	904	237	2,021	649	555	304	1,508
Akwa-	697	683	318	1,698	396	396	270	1,062
Anambra	679	676	593	1,948	189	547	303	1,039
Bauchi	1,130	1,099	261	2,490	499	353	222	1,074
Bayelsa	152	163	127	442	111	108	124	343
Benue	1,441	1,422	404	3,267	749	697	378	1,824
Borno	906	891	154	1,951	429	382	135	946
Cross-	312	307	159	778	247	268	105	620
Delta	438	463	332	1,233	312	407	231	950
Ebonyi	191	148	54	393	144	133	77	354
Edo	314	332	288	934	322	435	240	997
Ekiti	431	403	208	1,042	274	333	141	748
Enugu	305	311	244	860	213	306	176	695
Fct-Abuja	437	469	103	1,009	384	385	145	914
Gombe	495	493	132	1,120	346	280	144	770
Imo	339	287	231	857	149	214	164	527
Jigawa	1,829	1,858	408	4,095	1,033	346	256	1,635
Kaduna	2,094	2,123	450	4,667	1,250	1,136	433	2,819
Kano	3,595	3,469	830	7,894	2,519	1,262	532	4,313
Katsina	3,597	3,850	378	7,825	2,187	1,120	249	3,556
Kebbi	512	443	210	1,165	484	338	183	1,005
Kogi	375	338	182	895	193	196	115	504
Kwara	366	383	155	904	272	263	166	701
Lagos	2,569	2,689	317	5,575	1,121	1,438	284	2,843
Nasarawa	258	211	60	529	169	148	78	395
Niger	554	522	256	1,332	511	470	225	1,206
Ogun	850	875	383	2,108	436	507	292	1,235
Ondo	548	531	263	1,342	301	414	212	927
Osun	867	839	187	1,893	515	574	224	1,313
Oyo	669	688	452	1,809	562	687	484	1,733
Plateau	397	381	226	1,004	336	328	291	955
Rivers	851	906	212	1,969	572	638	150	1,360
Sokoto	831	755	220	1,806	468	299	185	952
Taraba	428	375	259	1,062	249	204	251	704
Yobe	794	767	206	1,767	376	304	112	792
Zamfara	987	933	177	2,097	558	280	125	963
<b>National</b>	<b>32,298</b>	<b>32,213</b>	<b>9,915</b>	<b>74,426</b>	<b>19,664</b>	<b>16,944</b>	<b>8,247</b>	<b>44,855</b>

**Table 2.23: Number of Private Toilets in Primary Schools by State: 2021/2022**

State	STUDENT TOILETS			Total	TEACHERS TOILETS			Total
	Male	Female	Mixed		Male	Female	Mixed	
Abia	1,296	1,301	852	3,449	530	759	847	2,136
Adamawa	568	571	205	1,344	292	269	190	751
Akwa-Ibom	1,340	1,358	351	3,049	720	758	540	2,018
Anambra	1,583	1,655	753	3,991	487	829	652	1,968
Bauchi	419	418	133	970	181	191	100	472
Bayelsa	558	584	355	1,497	278	280	323	881
Benue	1,254	1,233	325	2,812	541	580	379	1,500
Borno	649	647	98	1,394	279	253	86	618
Cross-River	843	851	405	2,099	488	504	359	1,351
Delta	1,981	2,049	853	4,883	863	1,071	826	2,760
Ebonyi	354	349	211	914	213	208	158	579
Edo	832	842	330	2,004	491	574	283	1,348
Ekiti	658	649	483	1,790	393	359	390	1,142
Enugu	1,087	1,168	747	3,002	555	680	547	1,782
Fct-Abuja	2,501	2,554	914	5,969	1,082	1,173	911	3,166
Gombe	508	480	111	1,099	228	214	130	572
Imo	841	827	476	2,144	385	451	412	1,248
Jigawa	348	318	97	763	143	115	38	296
Kaduna	2,502	2,536	473	5,511	1,200	1,234	482	2,916
Kano	2,270	2,322	765	5,357	1,214	1,122	468	2,804
Katsina	1,101	1,042	185	2,328	536	448	138	1,122
Kebbi	559	466	166	1,191	304	240	171	715
Kogi	991	983	381	2,355	534	576	404	1,514
Kwara	889	890	504	2,283	458	519	467	1,444
Lagos	10,283	10,425	3,367	24,075	4,311	5,071	3,733	13,115
Nasarawa	1,305	1,296	528	3,129	620	615	567	1,802
Niger	1,254	1,224	732	3,210	709	645	713	2,067
Ogun	4,085	4,089	1,359	9,533	1,924	2,199	1,593	5,716
Ondo	1,298	1,269	873	3,440	596	664	804	2,064
Osun	1,353	1,312	548	3,213	833	777	576	2,186
Oyo	2,634	2,605	1,152	6,391	1,345	1,509	995	3,849
Plateau	963	994	265	2,222	470	484	333	1,287
Rivers	2,581	2,611	1,109	6,301	1,120	1,269	1,103	3,492
Sokoto	282	292	39	613	131	131	49	311
Taraba	655	637	270	1,562	304	315	261	880
Yobe	252	270	50	572	153	133	24	310
Zamfara	412	365	155	932	250	177	128	555
National	53,289	53,482	20,620	127,391	25,161	27,396	20,180	72,737

**Table 2.24: Number of Public and Private Toilets in Primary Schools by State: 2021/2022**

State	STUDENT TOILETS			Total	TEACHERS TOILETS			Total
	Male	Female	Mixed		Male	Female	Mixed	
Abia	1,476	1,527	1,091	4,094	669	952	1,088	2,709
Adamawa	1,448	1,475	442	3,365	941	824	494	2,259
Akwa-Ibom	2,037	2,041	669	4,747	1,116	1,154	810	3,080
Anambra	2,262	2,331	1,346	5,939	676	1,376	955	3,007
Bauchi	1,549	1,517	394	3,460	680	544	322	1,546
Bayelsa	710	747	482	1,939	389	388	447	1,224
Benue	2,695	2,655	729	6,079	1,290	1,277	757	3,324
Borno	1,555	1,538	252	3,345	708	635	221	1,564
Cross-River	1,155	1,158	564	2,877	735	772	464	1,971
Delta	2,419	2,512	1,185	6,116	1,175	1,478	1,057	3,710
Ebonyi	545	497	265	1,307	357	341	235	933
Edo	1,146	1,174	618	2,938	813	1,009	523	2,345
Ekiti	1,089	1,052	691	2,832	667	692	531	1,890
Enugu	1,392	1,479	991	3,862	768	986	723	2,477
Fct-Abuja	2,938	3,023	1,017	6,978	1,466	1,558	1,056	4,080
Gombe	1,003	973	243	2,219	574	494	274	1,342
Imo	1,180	1,114	707	3,001	534	665	576	1,775
Jigawa	2,177	2,176	505	4,858	1,176	461	294	1,931
Kaduna	4,596	4,659	923	10,178	2,450	2,370	915	5,735
Kano	5,865	5,791	1,595	13,251	3,733	2,384	1,000	7,117
Katsina	4,698	4,892	563	10,153	2,723	1,568	387	4,678
Kebbi	1,071	909	376	2,356	788	578	354	1,720
Kogi	1,366	1,321	563	3,250	727	772	519	2,018
Kwara	1,255	1,273	659	3,187	730	782	633	2,145
Lagos	12,852	13,114	3,684	29,650	5,432	6,509	4,017	15,958
Nasarawa	1,563	1,507	588	3,658	789	763	645	2,197
Niger	1,808	1,746	988	4,542	1,220	1,115	938	3,273
Ogun	4,935	4,964	1,742	11,641	2,360	2,706	1,885	6,951
Ondo	1,846	1,800	1,136	4,782	897	1,078	1,016	2,991
Osun	2,220	2,151	735	5,106	1,348	1,351	800	3,499
Oyo	3,303	3,293	1,604	8,200	1,907	2,196	1,479	5,582
Plateau	1,360	1,375	491	3,226	806	812	624	2,242
Rivers	3,432	3,517	1,321	8,270	1,692	1,907	1,253	4,852
Sokoto	1,113	1,047	259	2,419	599	430	234	1,263
Taraba	1,083	1,012	529	2,624	553	519	512	1,584
Yobe	1,046	1,037	256	2,339	529	437	136	1,102
Zamfara	1,399	1,298	332	3,029	808	457	253	1,518
National	85,587	85,695	30,535	201,817	44,825	44,340	28,427	117,592

## **2.6 Special Needs Education in Inclusive Schools**

### **2.6.1 Enrolments in Inclusive Schools by State, Impairment Type and Gender**

Tables 2.25, 2.26 and 2.27 provide statistics on enrolments in inclusive schools by state, gender, and type of impairment for public, private, public and private schools respectively.

**Table 2.25: Special Needs Children in Inclusive Public School by State, Impairment Type and Gender: 2021/2022**

SpecialNeedsChildreninInclusivePublicPrimarySchoolsbyState,ImpairmentTypeandGender																
State	No of Sch.	Visual Impairment		Hearing Impairment		Physical Challenged		Mentally Challenged		Gifted/Talented		Others		Grand Total		
		Male	Female	Male	Female	Male	Female	Male	Female	Male	Female	Male	Female	Male	Female	Total
Abia	8	1	-	14	10	6	7	10	5	4	6	-	-	35	28	63
Adamawa	1,510	174	103	354	329	337	196	176	133	880	820	303	324	2,224	1,905	4,129
Akwa-Ibom	27	2	-	8	9	1	2	124	132	-	-	8	-	143	143	286
Anambra	27	13	9	15	7	12	5	7	22	1	-	-	8	48	51	99
Bauchi	2,653	276	159	357	398	448	322	321	205	1,176	1,096	628	635	3,206	2,815	6,021
Bayelsa	395	7	5	11	38	24	34	16	18	131	134	51	56	240	285	525
Benue	2,213	75	60	190	133	260	145	136	98	743	685	204	306	1,608	1,427	3,035
Borno	764	53	41	131	139	129	109	60	59	265	196	173	159	811	703	1,514
Cross-River	12	2	-	1	-	2	-	-	9	1	-	9	8	15	17	32
Delta	433	36	40	143	106	55	29	48	46	94	84	67	60	443	365	808
Ebonyi	482	22	24	106	87	52	31	21	12	443	400	126	133	770	687	1,457
Edo	238	24	23	36	45	18	25	20	17	59	42	65	50	222	202	424
Ekiti	154	8	14	3	10	5	3	-	-	14	14	34	52	64	93	157
Enugu	37	9	20	31	25	2	1	-	-	21	21	23	18	86	85	171
Fct-Abuja	223	8	6	12	14	51	51	32	18	168	160	34	27	305	276	581
Gombe	1,265	124	78	167	164	279	223	115	102	660	582	234	242	1,579	1,391	2,970
Imo	8	-	-	14	27	2	-	86	68	-	-	-	-	102	95	197
Jigawa	235	41	15	15	21	23	14	25	12	52	35	46	43	202	140	342
Kaduna	1,971	193	181	269	243	360	272	215	187	1,505	1,305	634	811	3,176	2,999	6,175
Kano	2,397	319	241	739	499	523	388	348	300	927	1,036	463	540	3,319	3,004	6,323
Katsina	1,089	199	138	304	253	360	266	221	167	409	347	138	139	1,631	1,310	2,941
Kebbi	1,502	96	62	125	83	202	107	101	50	993	766	191	269	1,708	1,337	3,045
Kogi	1,595	37	22	51	73	152	160	64	74	715	649	325	349	1,344	1,327	2,671
Kwara	635	4	9	50	26	15	18	6	3	105	93	101	90	281	239	520
Lagos	122	-	1	-	8	10	1	-	8	55	45	44	28	109	91	200
Nasarawa	1,123	57	28	140	117	112	65	31	57	353	317	168	251	861	835	1,696
Niger	2,461	105	65	273	274	251	167	142	151	1,359	1,041	316	257	2,446	1,955	4,401
Ogun	295	22	10	39	53	13	19	29	19	94	79	33	42	230	222	452
Ondo	110	16	27	17	6	139	110	9	13	18	15	9	25	208	196	404
Osun	1,258	89	69	254	292	120	91	93	94	284	335	219	172	1,059	1,053	2,112
Oyo	180	7	12	36	41	38	18	33	14	24	9	42	34	180	128	308
Plateau	1,522	64	46	160	100	256	173	124	114	753	633	272	283	1,629	1,349	2,978
Rivers	293	11	3	31	17	30	6	25	16	197	165	25	38	319	245	564
Sokoto	1,496	264	180	313	278	333	151	179	127	935	780	244	367	2,268	1,883	4,151
Taraba	1,938	155	117	260	285	230	185	145	141	2,551	2,310	372	333	3,713	3,371	7,084
Yobe	862	106	83	94	113	138	90	82	37	268	213	183	184	871	720	1,591
Zamfara	1,371	157	92	263	171	349	161	149	96	640	473	188	224	1,746	1,217	2,963
<b>National</b>	<b>32,904</b>	<b>2,776</b>	<b>1,983</b>	<b>5,026</b>	<b>4,494</b>	<b>5,337</b>	<b>3,645</b>	<b>3,193</b>	<b>2,624</b>	<b>16,897</b>	<b>14,886</b>	<b>5,972</b>	<b>6,557</b>	<b>39,201</b>	<b>34,189</b>	<b>73,390</b>



**Table 2.26: Special Needs Children in Inclusive Private by State, Impairment Type and Gender: 2021/2022**

State	NoofSch.	Visual Impairment		Hearing Impairment		Physical Challenged		Mentally Challenged		Gifted/Talented		Others		GrandTotal		
		Male	Female	Male	Female	Male	Female	Male	Female	Male	Female	Male	Female	Male	Female	Total
Abia	37	-	-	1	-	4	1	4	2	17	14	-	3	26	20	46
Adamawa	56	5	1	10	1	8	3	19	22	50	30	-	18	92	75	167
Akwa-Ibom	3	-	-	-	-	-	-	-	-	-	-	-	-	-	-	-
Anambra	16	3	6	11	18	10	4	12	9	16	16	91	78	143	131	274
Bauchi	259	25	17	39	22	37	36	32	14	136	156	38	31	307	276	583
Bayelsa	13	-	-	-	-	1	-	-	-	-	-	-	-	1	-	1
Benue	63	8	4	66	79	6	5	-	3	44	52	3	4	127	147	274
Borno	120	7	2	7	-	8	6	43	34	213	194	39	76	317	312	629
Cross-River	3	-	-	-	-	-	-	-	-	-	-	-	-	-	-	-
Delta	28	-	-	-	16	3	-	-	10	21	23	-	8	24	57	81
Ebonyi	36	-	-	17	18	11	10	34	40	38	29	-	-	100	97	197
Edo	70	-	-	-	10	9	-	9	8	19	17	42	53	79	88	167
Ekiti	28	-	-	-	-	-	-	-	-	-	-	16	-	16	-	16
Enugu	69	1	1	10	9	-	4	-	-	73	92	-	9	84	115	199
Fct-Abuja	31	22	13	29	26	32	28	10	23	76	58	3	-	172	148	320
Gombe	81	5	1	4	-	4	3	-	1	40	41	8	8	61	54	115
Imo	35	2	-	-	8	3	3	2	1	11	5	2	-	20	17	37
Jigawa	194	12	3	17	4	33	11	12	12	81	72	12	9	167	111	278
Kaduna	176	20	32	14	7	20	15	10	2	381	404	32	27	477	487	964
Kano	783	70	84	51	100	121	77	81	86	544	645	140	213	1,007	1,205	2,212
Katsina	450	42	24	47	38	72	49	25	41	252	247	32	44	470	443	913
Kebbi	2,382	97	68	180	88	94	100	128	64	682	533	372	461	1,553	1,314	2,867
Kogi	120	-	-	17	34	10	10	11	2	142	145	57	43	237	234	471
Kwara	35	3	3	-	-	-	-	-	-	16	21	8	-	27	24	51
Lagos	175	7	8	6	6	7	12	14	6	210	202	6	23	250	257	507
Nasarawa	37	-	-	16	13	-	-	4	2	11	2	-	-	31	17	48
Niger	264	9	16	43	57	69	37	52	66	145	146	96	65	414	387	801
Ogun	50	-	-	-	-	1	1	-	-	15	17	8	16	24	34	58
Ondo	14	-	-	-	-	-	-	-	-	-	9	8	-	8	9	17
Osun	37	-	-	-	8	-	-	-	-	-	3	17	-	17	11	28
Oyo	171	12	3	-	8	3	9	46	21	245	256	82	62	388	359	747
Plateau	79	31	21	2	2	8	7	1	1	14	26	9	-	65	57	122
Rivers	38	-	-	-	-	3	-	-	-	14	13	9	26	26	39	65
Sokoto	22	3	2	1	2	1	2	1	-	28	22	1	3	35	31	66
Taraba	159	15	8	9	16	23	9	10	11	357	329	70	43	484	416	900
Yobe	31	3	2	3	4	2	3	3	2	39	43	38	21	88	75	163
Zamfara	996	96	72	90	89	145	62	53	59	384	270	112	152	880	704	1,584
<b>National</b>	<b>7,161</b>	<b>498</b>	<b>391</b>	<b>690</b>	<b>683</b>	<b>748</b>	<b>507</b>	<b>616</b>	<b>542</b>	<b>4,314</b>	<b>4,132</b>	<b>1,351</b>	<b>1,496</b>	<b>8,217</b>	<b>7,751</b>	<b>15,968</b>

**Table 2.27: Special Needs Children in Inclusive Public and Private by State, Impairment Type and Gender: 2021/2022**

State	NoofSch.	Visual Impairment		Hearing Impairment		Physical Challenged		Mentally Challenged		Gifted/Talented		Others		GrandTotal		
		Male	Female	Male	Female	Male	Female	Male	Female	Male	Female	Male	Female	Male	Female	Total
Abia	45	1	-	15	10	10	8	14	7	21	20	-	3	61	48	109
Adamawa	1,566	179	104	364	330	345	199	195	155	930	850	303	342	2,316	1,980	4,296
Akwa-Ibom	30	2	-	8	9	1	2	124	132	-	-	8	-	143	143	286
Anambra	43	16	15	26	25	22	9	19	31	17	16	91	86	191	182	373
Bauchi	2,912	301	176	396	420	485	358	353	219	1,312	1,252	666	666	3,513	3,091	6,604
Bayelsa	408	7	5	11	38	25	34	16	18	131	134	51	56	241	285	526
Benue	2,276	83	64	256	212	266	150	136	101	787	737	207	310	1,735	1,574	3,309
Borno	884	60	43	138	139	137	115	103	93	478	390	212	235	1,128	1,015	2,143
Cross-River	15	2	-	1	-	2	-	-	9	1	-	9	8	15	17	32
Delta	461	36	40	143	122	58	29	48	56	115	107	67	68	467	422	889
Ebonyi	518	22	24	123	105	63	41	55	52	481	429	126	133	870	784	1,654
Edo	308	24	23	36	55	27	25	29	25	78	59	107	103	301	290	591
Ekiti	182	8	14	3	10	5	3	-	-	14	14	50	52	80	93	173
Enugu	106	10	21	41	34	2	5	-	-	94	113	23	27	170	200	370
Fct-Abuja	254	30	19	41	40	83	79	42	41	244	218	37	27	477	424	901
Gombe	1,346	129	79	171	164	283	226	115	103	700	623	242	250	1,640	1,445	3,085
Imo	43	2	-	14	35	5	3	88	69	11	5	2	-	122	112	234
Jigawa	429	53	18	32	25	56	25	37	24	133	107	58	52	369	251	620
Kaduna	2,147	213	213	283	250	380	287	225	189	1,886	1,709	666	838	3,653	3,486	7,139
Kano	3,180	389	325	790	599	644	465	429	386	1,471	1,681	603	753	4,326	4,209	8,535
Katsina	1,539	241	162	351	291	432	315	246	208	661	594	170	183	2,101	1,753	3,854
Kebbi	3,884	193	130	305	171	296	207	229	114	1,675	1,299	563	730	3,261	2,651	5,912
Kogi	1,715	37	22	68	107	162	170	75	76	857	794	382	392	1,581	1,561	3,142
Kwara	670	7	12	50	26	15	18	6	3	121	114	109	90	308	263	571
Lagos	297	7	9	6	14	17	13	14	14	265	247	50	51	359	348	707
Nasarawa	1,160	57	28	156	130	112	65	35	59	364	319	168	251	892	852	1,744
Niger	2,725	114	81	316	331	320	204	194	217	1,504	1,187	412	322	2,860	2,342	5,202
Ogun	345	22	10	39	53	14	20	29	19	109	96	41	58	254	256	510
Ondo	124	16	27	17	6	139	110	9	13	18	24	17	25	216	205	421
Osun	1,295	89	69	254	300	120	91	93	94	284	338	236	172	1,076	1,064	2,140
Oyo	351	19	15	36	49	41	27	79	35	269	265	124	96	568	487	1,055
Plateau	1,601	95	67	162	102	264	180	125	115	767	659	281	283	1,694	1,406	3,100
Rivers	331	11	3	31	17	33	6	25	16	211	178	34	64	345	284	629
Sokoto	1,518	267	182	314	280	334	153	180	127	963	802	245	370	2,303	1,914	4,217
Taraba	2,097	170	125	269	301	253	194	155	152	2,908	2,639	442	376	4,197	3,787	7,984
Yobe	893	109	85	97	117	140	93	85	39	307	256	221	205	959	795	1,754
Zamfara	2,367	253	164	353	260	494	223	202	155	1,024	743	300	376	2,626	1,921	4,547
<b>National</b>	<b>40,065</b>	<b>3,274</b>	<b>2,374</b>	<b>5,716</b>	<b>5,177</b>	<b>6,085</b>	<b>4,152</b>	<b>3,809</b>	<b>3,166</b>	<b>21,211</b>	<b>19,018</b>	<b>7,323</b>	<b>8,053</b>	<b>47,418</b>	<b>41,940</b>	<b>89,358</b>

## 2.7 Nomadic Education

Tables 2.28, 2.29 and 2.30 display statistics on enrolments and number of teaching and non-teaching staff by state and gender in public, private, public, and private nomadic primary schools respectively.

**Table 2.28:** Enrolment and Personnel in Public Nomadic Primary Schools by States & Gender

State	No.ofSch.	Enrolment			Teaching Staff			Non-TeachStaff		
		Male	Female	Total	Male	Female	Total	Male	Female	Total
Abia	9	1035	1099	2134	1	41	42	0	0	0
Adamawa	67	7141	6327	13468	313	138	451	8	13	21
Akwalbom	0	0	0	0	0	0	0	0	0	0
Anambra	4	65	60	125	0	15	15	0	9	9
Bauchi	286	38170	34396	72566	784	218	1002	55	59	114
Bayelsa										
Benue	14	669	575	1244	51	39	90	0	1	1
Borno	12	1222	1095	2317	30	14	44	0	0	0
CrossRiver	15	757	722	1479	61	71	132	6	5	11
Delta	0	0	0	0	0	0	0	0	0	0
Ebonyi	4	416	374	790	6	9	15	3	1	4
Edo	16	1587	1694	3281	41	34	75	3	0	3
Ekiti	4	174	173	347	8	17	25	1	0	1
Enugu	4	180	156	336	5	13	18	0	0	0
FCT	32	1738	1742	3480	152	126	278	33	18	51
Gombe	48	6663	6274	12937	243	106	349	23	97	120
Imo	21	4916	4658	9574	8	72	80	0	0	0
Jigawa	211	20742	20742	41484	537	98	635	32	12	44
Kaduna	208	24591	23487	48078	567	272	839	37	22	59
Kano	306	46114	48710	94824	840	185	1025	102	27	129
Katsina	50	18056	17558	35614	267	45	312	46	1	47
Kebbi	67	6460	4383	10843	285	109	394	41	5	46
Kogi	2	45	29	74	2	0	2	0	0	0
Kwara	49	1800	1681	3481	102	100	202	18	8	26
Lagos	6	880	808	1688	5	38	43	6	9	15
Nasarawa	30	1738	1697	3435	127	71	198	3	44	47
Niger	129	6359	5298	11657	312	146	458	21	23	44
Ogun	2	312	273	585	7	11	18	0	0	0
Ondo	15	728	776	1504	25	33	58	3	10	13
Osun	0	0	0	0	0	0	0	0	0	0
Oyo	92	23222	24338	47560	146	102	248	0	0	0
Plateau	62	4098	4598	8696	169	88	257	56	25	81
Rivers	0	0	0	0	0	0	0	0	0	0
Sokoto	36	2778	2654	5432	109	6	115	4	0	4
Taraba	47	4738	3967	8705	212	88	300	4	12	16
Yobe	26	3598	2824	6422	77	47	124	0	1	1
Zamfara	47	5867	3862	9729	142	31	173	6	8	14
National	1921	236859	227030	463889	5634	2383	8017	511	410	921

**Table 2.29: Enrolment and Personnel in Private Nomadic Primary Schools by States & Gender: 2021/2022**

State	No. of Sch.	Enrolment			Teaching Staff			Non-Teaching Staff		
		Male	Female	Total	Male	Female	Total	Male	Female	Total
Abia	2	36	42	78	1	5	6	0	0	0
Adamawa	4	115	162	277	3	21	24	0	3	3
Akwalbom	0	0	0	0	0	0	0	0	0	0
Anambra	0	0	0	0	0	0	0	0	0	0
Bauchi	1	150	178	328	0	0	0	0	0	0
Bayelsa	0	0	0	0	0	0	0	0	0	0
Benue	0	0	0	0	0	0	0	0	0	0
Borno	1	128	97	225	6	5	11	3	1	4
CrossRiver	0	0	0	0	0	0	0	0	0	0
Delta	0	0	0	0	0	0	0	0	0	0
Ebonyi	0	0	0	0	0	0	0	0	0	0
Edo	0	0	0	0	0	0	0	0	0	0
Ekiti	2	78	87	165	3	8	11	0	0	0
Enugu	1	0	0	0	1	4	5	0	0	0
FCT	3	66	41	107	3	8	11	0	1	1
Gombe	3	74	102	176	4	4	8	0	0	0
Imo	0	0	0	0	0	0	0	0	0	0
Jigawa	2	405	381	786	4	0	4	9	0	9
Kaduna	8	641	656	1297	25	28	53	10	14	24
Kano	23	3759	5045	8804	114	30	144	4	0	4
Katsina	0	0	0	0	0	0	0	0	0	0
Kebbi	9	541	323	864	7	0	7	0	0	0
Kogi	3	215	269	484	7	12	19	0	1	1
Kwara	0	0	0	0	0	0	0	0	0	0
Lagos	49	1517	1662	3179	67	220	287	8	40	48
Nasarawa	0	0	0	0	0	0	0	0	0	0
Niger	4	1193	1333	2526	33	38	71	7	4	11
Ogun	48	1997	986	2983	89	20	109	9	11	20
Ondo	1	28	33	61	3	14	17	0	1	1
Osun	0	0	0	0	0	0	0	0	0	0
Oyo	9	380	316	696	30	17	47	1	4	5
Plateau	0	0	0	0	0	0	0	0	0	0
Rivers	2	36	46	82	0	5	5	0	0	0
Sokoto	0	0	0	0	0	0	0	0	0	0
Taraba	1	26	24	50	2	1	3	1	0	1
Yobe	0	0	0	0	0	0	0	0	0	0
Zamfara	1	38	30	68	1	0	1	0	0	0
<b>National</b>	<b>177</b>	<b>11423</b>	<b>11813</b>	<b>23236</b>	<b>403</b>	<b>440</b>	<b>843</b>	<b>52</b>	<b>80</b>	<b>132</b>

**Table 2.30: Enrolment and Personnel in Public & Private Nomadic Primary Schools by States & Gender: 2021/2022**

State	No. of Sch.	Enrolment			Teaching Staff			Non-Teach Staff		
		Male	Female	Total	Male	Female	Total	Male	Female	Total
Abia	11	1071	1141	2212	2	46	48	0	0	0
Adamawa	71	7256	6489	13745	316	159	475	8	16	24
Akwalbom	0	0	0	0	0	0	0	0	0	0
Anambra	4	65	60	125	0	15	15	0	9	9
Bauchi	287	38320	34574	72894	784	218	1002	55	59	114
Bayelsa	0	0	0	0	0	0	0	0	0	0
Benue	14	669	575	1244	51	39	90	0	1	1
Borno	13	1350	1192	2542	36	19	55	3	1	4
CrossRiver	15	757	722	1479	61	71	132	6	5	11
Delta	0	0	0	0	0	0	0	0	0	0
Ebonyi	4	416	374	790	6	9	15	3	1	4
Edo	16	1587	1694	3281	41	34	75	3	0	3
Ekiti	6	252	260	512	11	25	36	1	0	1
Enugu	5	180	156	336	6	17	23	0	0	0
FCT	35	1804	1783	3587	155	134	289	33	19	52
Gombe	51	6737	6376	13113	247	110	357	23	97	120
Imo	21	4916	4658	9574	8	72	80	0	0	0
Jigawa	213	21147	21123	42270	541	98	639	41	12	53
Kaduna	216	25232	24143	49375	592	300	892	47	36	83
Kano	329	49873	53755	103628	954	215	1169	106	27	133
Katsina	50	18056	17558	35614	267	45	312	46	1	47
Kebbi	76	7001	4706	11707	292	109	401	41	5	46
Kogi	5	260	298	558	9	12	21	0	1	1
Kwara	49	1800	1681	3481	102	100	202	18	8	26
Lagos	55	2397	2470	4867	72	258	330	14	49	63
Nasarawa	30	1738	1697	3435	127	71	198	3	44	47
Niger	133	7552	6631	14183	345	184	529	28	27	55
Ogun	50	2309	1259	3568	96	31	127	9	11	20
Ondo	16	756	809	1565	28	47	75	3	11	14
Osun	0	0	0	0	0	0	0	0	0	0
Oyo	101	23602	24654	48256	176	119	295	1	4	5
Plateau	62	4098	4598	8696	169	88	257	56	25	81
Rivers	2	36	46	82	0	5	5	0	0	0
Sokoto	36	2778	2654	5432	109	6	115	4	0	4
Taraba	48	4764	3991	8755	214	89	303	5	12	17
Yobe	26	3598	2824	6422	77	47	124	0	1	1
Zamfara	48	5905	3892	9797	143	31	174	6	8	14
National	2098	248282	238843	487125	6037	2823	8860	563	490	1053

## 2.8 Migrant Fishermen and Farmers' Education

Tables 2.31, 2.32 and 2.33 provide statistics on number of schools as well as enrolment and teaching and non-teaching staff in public, private, public and private migrant fishermen/farmers' primary schools respectively by state and gender.

**Table 2. 31: Migrant Fishermen/Farmers Schools by State, Enrolment and Personnel in Public Primary Schools: 2021/2022**

STATE	NO. OF SCH.	Enrolment			Teaching Staff			Non-Teach Staff		
		Male	Female	Total	Male	Female	Total	Male	Female	Total
Abia	41	4,924	5,084	10,008	37	262	299	19	13	32
Adamawa	0	0	0	0	0	0	0	0	0	0
Akwa-Ibom	11	6,238	6,022	12,260	93	117	210	10	0	10
Anambra	47	3,387	3,556	6,943	75	179	254	6	0	6
Bauchi	2	338	395	733	6	2	8	0	0	0
Bayelsa	12	599	537	1,136	18	17	35	15	0	15
Benue	0	0	0	0	0	0	0	0	0	0
Borno	0	0	0	0	0	0	0	0	0	0
Cross-River	8	138	130	268	37	17	54	3	3	6
Delta	0	0	0	0	0	0	0	0	0	0
Ebonyi	2	91	84	175	2	8	10	0	0	0
Edo	8	843	903	1,746	17	15	32	1	0	1
Ekiti	0	0	0	0	0	0	0	0	0	0
Enugu	7	271	226	497	15	26	41	3	1	4
Fct-Abuja	0	0	0	0	0	0	0	0	0	0
Gombe	0	0	0	0	0	0	0	0	0	0
Imo	3	825	804	1,629	1	9	10	3	0	3
Jigawa	0	0	0	0	0	0	0	0	0	0
Kaduna	3	773	753	1,526	5	8	13	0	0	0
Kano	5	657	909	1,566	42	38	80	1	0	1
Katsina	1	37	73	110	5	3	8	0	0	0
Kebbi	4	402	241	643	21	0	21	0	0	0
Kogi	1	38	24	62	4	0	4	0	0	0
Kwara	2	138	114	252	9	1	10	3	0	3
Lagos	11	1,060	927	1,987	32	19	51	25	7	32
Nasarawa	2	55	61	116	4	8	12	0	0	0
Niger	6	986	568	1,554	22	2	24	0	0	0
Ogun	0	0	0	0	0	0	0	0	0	0
Ondo	0	0	0	0	0	0	0	0	0	0
Osun	0	0	0	0	0	0	0	0	0	0
Oyo	119	27,820	28,498	56,318	208	111	319	10	2	12
Plateau	2	113	98	211	7	2	9	0	0	0
Rivers	13	676	681	1,357	21	35	56	3	2	5
Sokoto	0	0	0	0	0	0	0	0	0	0
Taraba	1	134	126	260	1	0	1	0	0	0
Yobe	0	0	0	0	0	0	0	0	0	0
Zamfara	1	125	95	220	1	1	2	0	0	0
<b>National</b>	<b>312</b>	<b>50,668</b>	<b>50,909</b>	<b>101,577</b>	<b>683</b>	<b>880</b>	<b>1,563</b>	<b>102</b>	<b>28</b>	<b>130</b>

**Table 2. 32: Migrant Fishermen/Farmers Schools by State, Enrolment and Personnel in Private Primary Schools**

STATE	NO. OF SCH.	Enrolment			Teaching Staff			Non-Teach Staff		
		Male	Female	Total	Male	Female	Total	Male	Female	Total
Abia	0	0	0	0	0	0	0	0	0	0
Adamawa	1	105	81	186	9	6	15	0	0	0
Akwa-Ibom	1	60	54	114	1	7	8	1	0	1
Anambra	1	46	68	114	0	0	0	0	0	0
Bauchi	0	0	0	0	0	0	0	0	0	0
Bayelsa	0	0	0	0	0	0	0	0	0	0
Benue	1	69	82	151	4	0	4	0	0	0
Borno	1	83	89	172	2	7	9	0	0	0
Cross-River	0	0	0	0	0	0	0	0	0	0
Delta	0	0	0	0	0	0	0	0	0	0
Ebonyi	0	0	0	0	0	0	0	0	0	0
Edo	0	0	0	0	0	0	0	0	0	0
Ekiti	0	0	0	0	0	0	0	0	0	0
Enugu	0	0	0	0	0	0	0	0	0	0
Fct-Abuja	0	0	0	0	0	0	0	0	0	0
Gombe	1	132	146	278	2	3	5	0	0	0
Imo	2	130	148	278	0	10	10	0	0	0
Jigawa	0	0	0	0	0	0	0	0	0	0
Kaduna	1	6	6	12	0	1	1	0	0	0
Kano	0	0	0	0	0	0	0	0	0	0
Katsina	1	113	97	210	1	1	2	0	0	0
Kebbi	3	70	26	96	4	0	4	9	0	9
Kogi	0	0	0	0	0	0	0	0	0	0
Kwara	1	51	30	81	5	0	5	0	0	0
Lagos	7	388	387	775	13	24	37	6	10	16
Nasarawa	1	86	94	180	5	2	7	0	0	0
Niger	2	24	28	52	1	5	6	1	1	2
Ogun	0	0	0	0	0	0	0	0	0	0
Ondo	0	0	0	0	0	0	0	0	0	0
Osun	0	0	0	0	0	0	0	0	0	0
Oyo	1	79	59	138	2	1	3	0	0	0
Plateau	0	0	0	0	0	0	0	0	0	0
Rivers	0	0	0	0	0	0	0	0	0	0
Sokoto	0	0	0	0	0	0	0	0	0	0
Taraba	3	157	133	290	4	4	8	0	0	0
Yobe	0	0	0	0	0	0	0	0	0	0
Zamfara	0	0	0	0	0	0	0	0	0	0
<b>National</b>	<b>28</b>	<b>1,599</b>	<b>1,528</b>	<b>3,127</b>	<b>53</b>	<b>71</b>	<b>124</b>	<b>17</b>	<b>11</b>	<b>28</b>

**Table 2. 33: Migrant Fishermen/Farmers Schools by State, Enrolment and Personnel in Public and Private Primary Schools**

STATE	NO. OF SCH.	Enrolment			Teaching Staff			Non-Teach Staff		
		Male	Female	Total	Male	Female	Total	Male	Female	Total
Abia	41	4,924	5,084	10,008	37	262	299	19	13	32
Adamawa	1	105	81	186	9	6	15	0	0	0
Akwa-Ibom	12	6,298	6,076	12,374	94	124	218	11	0	11
Anambra	48	3,433	3,624	7,057	75	179	254	6	0	6
Bauchi	2	338	395	733	6	2	8	0	0	0
Bayelsa	12	599	537	1,136	18	17	35	15	0	15
Benue	1	69	82	151	4	0	4	0	0	0
Borno	1	83	89	172	2	7	9	0	0	0
Cross-River	8	138	130	268	37	17	54	3	3	6
Delta	0	0	0	0	0	0	0	0	0	0
Ebonyi	2	91	84	175	2	8	10	0	0	0
Edo	8	843	903	1,746	17	15	32	1	0	1
Ekiti	0	0	0	0	0	0	0	0	0	0
Enugu	7	271	226	497	15	26	41	3	1	4
Fct-Abuja	0	0	0	0	0	0	0	0	0	0
Gombe	1	132	146	278	2	3	5	0	0	0
Imo	5	955	952	1,907	1	19	20	3	0	3
Jigawa	0	0	0	0	0	0	0	0	0	0
Kaduna	4	779	759	1,538	5	9	14	0	0	0
Kano	5	657	909	1,566	42	38	80	1	0	1
Katsina	2	150	170	320	6	4	10	0	0	0
Kebbi	7	472	267	739	25	0	25	9	0	9
Kogi	1	38	24	62	4	0	4	0	0	0
Kwara	3	189	144	333	14	1	15	3	0	3
Lagos	18	1,448	1,314	2,762	45	43	88	31	17	48
Nasarawa	3	141	155	296	9	10	19	0	0	0
Niger	8	1,010	596	1,606	23	7	30	1	1	2
Ogun	0	0	0	0	0	0	0	0	0	0
Ondo	0	0	0	0	0	0	0	0	0	0
Osun	0	0	0	0	0	0	0	0	0	0
Oyo	120	27,899	28,557	56,456	210	112	322	10	2	12
Plateau	2	113	98	211	7	2	9	0	0	0
Rivers	13	676	681	1,357	21	35	56	3	2	5
Sokoto	0	0	0	0	0	0	0	0	0	0
Taraba	4	291	259	550	5	4	9	0	0	0
Yobe	0	0	0	0	0	0	0	0	0	0
Zamfara	1	125	95	220	1	1	2	0	0	0
<b>National</b>	<b>340</b>	<b>52,267</b>	<b>52,437</b>	<b>104,704</b>	<b>736</b>	<b>951</b>	<b>1,687</b>	<b>119</b>	<b>39</b>	<b>158</b>



## **2.9 School Well-Being**

### **2.9.1 Rules, Regulations and Guidelines on Physical Safety, Stigma and Discrimination and Grievance /Disciplinary Procedures for Learners and Staff**

Table 2.34 provides statistics on number of public and private primary schools combined that have rules, regulations and guidelines for both learners and staff on physical safety, stigma and discrimination as well as grievance/disciplinary procedures by state.

**Table 2. 34: Number of Schools that have Rules, Regulations and Guidelines covering the following aspects of School Well-being (SWB) for staff and learners: 2021/2022**

STATE	Public						Private						Total					
	Physical Safety in School		Stigma and discrimination towards staff and learners		Grievance/disciplinary procedure in case of breach of rule and regulations		Physical Safety in School		Stigma and discrimination towards staff and learners		Grievance/disciplinary procedure in case of breach of rule and regulations		Physical Safety in School		Stigma and discrimination towards staff and learners		Grievance/disciplinary procedure in case of breach of rule and regulations	
	YES	NO	YES	NO	YES	NO	YES	NO	YES	NO	YES	NO	YES	NO	YES	NO	YES	NO
Abia	518	386	263	641	409	495	1,358	513	780	1,091	1,140	731	1,876	899	1,043	1,732	1,549	1,226
Adamawa	833	1,078	351	1,560	569	1,342	434	272	223	483	361	345	1,267	1,350	574	2,043	930	1,687
Akwa-Ibom	730	411	439	702	617	524	1,200	421	791	830	1,086	535	1,930	832	1,230	1,532	1,703	1,059
Anambra	668	397	345	720	528	537	1,187	376	705	858	993	570	1,855	773	1,050	1,578	1,521	1,107
Bauchi	744	2,334	279	2,799	462	2,616	300	414	125	589	228	486	1,044	2,748	404	3,388	690	3,102
Bayelsa	224	312	80	456	174	362	673	236	403	506	544	365	897	548	483	962	718	727
Benue	1,050	1,612	514	2,148	834	1,828	826	508	460	874	655	679	1,876	2,120	974	3,022	1,489	2,507
Borno	472	654	232	894	365	761	317	237	152	402	239	315	789	891	384	1,296	604	1,076
Cross-River	787	292	409	670	633	446	955	217	607	565	804	368	1,742	509	1,016	1,235	1,437	814
Delta	599	525	278	846	474	650	1,466	405	801	1,070	1,251	620	2,065	930	1,079	1,916	1,725	1,270
Ebonyi	609	476	278	807	447	638	558	248	340	466	446	360	1,167	724	618	1,273	893	998
Edo	596	415	253	758	394	617	655	245	392	508	518	382	1,251	660	645	1,266	912	999
Ekiti	652	264	328	588	496	420	1,014	302	578	738	796	520	1,666	566	906	1,326	1,292	940
Enugu	776	438	478	736	580	634	1,231	490	811	910	1,011	710	2,007	928	1,289	1,646	1,591	1,344
FCT-Abuja	411	224	206	429	335	300	1,545	490	1,005	1,030	1,332	703	1,956	714	1,211	1,459	1,667	1,003
Gombe	541	1,053	287	1,307	426	1,168	311	205	169	347	252	264	852	1,258	456	1,654	678	1,432
Imo	586	697	321	962	469	814	729	490	327	892	593	626	1,315	1,187	648	1,854	1,062	1,440
Jigawa	690	1,800	228	2,262	409	2,081	162	397	74	485	111	448	852	2,197	302	2,747	520	2,529
Kaduna	1,943	2,319	1,133	3,129	1,592	2,670	1,398	580	883	1,095	1,207	771	3,341	2,899	2,016	4,224	2,799	3,441
Kano	1,832	3,818	654	4,996	1,213	4,437	1,417	1,367	635	2,149	1,023	1,761	3,249	5,185	1,289	7,145	2,236	6,198
Katsina	1,253	1,585	486	2,352	722	2,116	571	577	270	878	382	766	1,824	2,162	756	3,230	1,104	2,882
Kebbi	643	1,239	245	1,637	343	1,539	415	2,387	161	2,641	299	2,503	1,058	3,626	406	4,278	642	4,042
Kogi	1,071	925	450	1,546	789	1,207	894	413	507	800	747	560	1,965	1,338	957	2,346	1,536	1,767
Kwara	1,148	417	692	873	1,006	559	1,170	354	735	789	1,019	505	2,318	771	1,427	1,662	2,025	1,064
Lagos	846	302	497	651	696	452	7,855	2,844	4,567	6,132	6,630	4,069	8,701	3,146	5,064	6,783	7,326	4,521
Nasarawa	425	953	174	1,204	309	1,069	1,132	651	581	1,202	934	849	1,557	1,604	755	2,406	1,243	1,918
Niger	1,292	1,919	554	2,657	972	2,239	1,214	736	689	1,261	949	1,001	2,506	2,655	1,243	3,918	1,921	3,240
Ogun	1,019	465	497	987	752	732	3,646	963	2,022	2,587	2,927	1,682	4,665	1,428	2,519	3,574	3,679	2,414
Ondo	891	423	396	918	706	608	1,779	765	907	1,637	1,395	1,149	2,670	1,188	1,303	2,555	2,101	1,757
Osun	578	728	183	1,123	389	917	1,054	768	523	1,299	795	1,027	1,632	1,496	706	2,422	1,184	1,944
Oyo	1,257	1,191	602	1,846	922	1,526	2,935	1,012	1,592	2,355	2,356	1,591	4,192	2,203	2,194	4,201	3,278	3,117
Plateau	1,307	1,316	690	1,933	959	1,664	820	381	446	755	660	541	2,127	1,697	1,136	2,688	1,619	2,205
Rivers	619	277	374	522	532	364	1,995	629	1,155	1,469	1,734	890	2,614	906	1,529	1,991	2,266	1,254
Sokoto	653	1,434	220	1,867	372	1,715	160	62	88	134	129	93	813	1,496	308	2,001	501	1,808
Taraba	809	1,361	384	1,786	623	1,547	633	528	332	829	543	618	1,442	1,889	716	2,615	1,166	2,165
Yobe	312	685	118	879	211	786	117	54	54	117	88	83	429	739	172	996	299	869
Zamfara	418	1,327	166	1,579	285	1,460	368	925	120	1,173	232	1,061	786	2,252	286	2,752	517	2,521
<b>National</b>	<b>29,802</b>	<b>36,052</b>	<b>14,084</b>	<b>51,770</b>	<b>22,014</b>	<b>43,840</b>	<b>44,494</b>	<b>22,462</b>	<b>25,010</b>	<b>41,946</b>	<b>36,409</b>	<b>30,547</b>	<b>74,296</b>	<b>58,514</b>	<b>39,094</b>	<b>93,716</b>	<b>58,423</b>	<b>74,387</b>

## 2.9.2 Number of Learners and Staff that Received Training of School Health and Well-Being

Table 2.35 displays statistics on the number of learners and staff that received training on School Health and Well-Being (SHWB) in both public and private schools in the 2021/2022 academic year by state.

**Table 2. 35: Number of Learners and staff that received/participated in School Health Well-being (SHWB) in Schools: 2021/2022**

State	Training on SHWB to		Training on SHWB to Staff		Training on SHWB to		Training on SHWB to Staff		Training on SHWB to		Training on SHWB to Staff	
	Male	Female	Male	Female	Male	Female	Male	Female	Male	Female	Male	Female
Abia	5,496	5,841	253	989	8,534	9,199	781	1,910	14,030	15,040	1,034	2,899
Adamawa	5,119	5,278	909	678	2,186	1,961	351	323	7,305	7,239	1,260	1,001
Akwa-Ibom	8,693	8,876	1,159	1,903	11,854	13,118	1,212	1,953	20,547	21,994	2,371	3,856
Anambra	8,959	8,973	141	1,235	7,742	8,396	649	2,342	16,701	17,369	790	3,577
Bauchi	3,212	3,222	431	238	1,414	1,353	304	300	4,626	4,575	735	538
Bayelsa	1,460	1,593	198	211	3,985	4,749	747	1,393	5,445	6,342	945	1,604
Benue	7,622	7,426	555	432	5,727	5,764	752	1,036	13,349	13,190	1,307	1,468
Borno	3,903	4,174	644	767	1,106	1,194	359	378	5,009	5,368	1,003	1,145
Cross-River	6,406	6,437	810	852	6,188	7,406	754	1,354	12,594	13,843	1,564	2,206
Delta	6,875	6,366	237	642	10,141	11,787	933	2,573	17,016	18,153	1,170	3,215
Ebonyi	8,336	8,609	570	818	4,533	4,814	322	711	12,869	13,423	892	1,529
Edo	4,489	4,537	323	931	4,016	4,617	445	986	8,505	9,154	768	1,917
Ekiti	4,464	4,401	331	734	3,595	4,262	513	1,255	8,059	8,663	844	1,989
Enugu	10,647	10,735	446	1,405	9,823	10,406	621	2,341	20,470	21,141	1,067	3,746
Fct-Abuja	4,464	4,320	417	436	9,603	10,599	1,535	2,673	14,067	14,919	1,952	3,109
Gombe	2,928	2,579	189	201	2,123	2,353	360	451	5,051	4,932	549	652
Imo	8,882	8,520	193	959	4,291	4,754	316	1,041	13,173	13,274	509	2,000
Jigawa	1,913	1,969	315	137	348	435	110	76	2,261	2,404	425	213
Kaduna	17,338	16,706	1,222	1,315	8,824	9,886	1,525	2,032	26,162	26,592	2,747	3,347
Kano	7,170	6,732	1,248	652	5,643	6,338	865	1,048	12,813	13,070	2,113	1,700
Katsina	5,331	6,016	752	385	2,534	2,526	396	368	7,865	8,542	1,148	753
Kebbi	2,356	1,810	426	179	1,749	1,633	251	232	4,105	3,443	677	411
Kogi	5,707	5,235	521	700	5,541	6,251	588	977	11,248	11,486	1,109	1,677
Kwara	7,904	7,865	469	735	6,022	6,380	677	1,373	13,926	14,245	1,146	2,108
Lagos	7,875	8,243	475	1,309	35,802	37,637	4,066	10,237	43,677	45,880	4,541	11,546
Nasarawa	2,622	2,645	287	280	8,167	8,953	943	1,524	10,789	11,598	1,230	1,804
Niger	7,126	5,888	847	659	6,409	6,805	1,084	1,556	13,535	12,693	1,931	2,215
Ogun	10,446	10,761	388	990	22,064	24,166	2,050	5,376	32,510	34,927	2,438	6,366
Ondo	7,814	7,722	525	1,007	8,629	9,764	1,107	2,070	16,443	17,486	1,632	3,077
Osun	3,987	4,319	158	400	4,221	4,613	523	1,105	8,208	8,932	681	1,505
Oyo	12,617	13,614	599	1,314	20,229	21,426	1,931	4,117	32,846	35,040	2,530	5,431
Plateau	12,333	12,514	812	749	5,721	5,908	548	918	18,054	18,422	1,360	1,667
Rivers	7,254	7,529	354	647	14,546	15,718	1,433	3,177	21,800	23,247	1,787	3,824
Sokoto	5,015	4,539	886	359	701	658	110	105	5,716	5,197	996	464
Taraba	6,850	5,906	927	543	3,993	4,092	765	654	10,843	9,998	1,692	1,197
Yobe	1,808	1,687	291	190	513	688	100	91	2,321	2,375	391	281
Zamfara	1,864	1,800	296	153	1,189	1,039	227	197	3,053	2,839	523	350
<b>National</b>	<b>237,285</b>	<b>235,387</b>	<b>19,604</b>	<b>26,134</b>	<b>259,706</b>	<b>281,648</b>	<b>30,253</b>	<b>60,253</b>	<b>496,991</b>	<b>517,035</b>	<b>49,857</b>	<b>86,387</b>

## 2.10 Agricultural Education Training Programme

Table 2.36 provides statistics on the number of public, private, public and private primary schools that benefitted from the UBEC Agricultural Education Training programme (ATP) by state during the reporting period.

**Table 2. 36: Number of Schools that are Beneficiaries of the Agricultural Education Training Programme (AETP) by Level**

State	Public		Private		Both	
	ECCDE/Pre-Primary and Primary Schools		ECCDE/Pre-Primary and Primary Schools		ECCDE/Pre-Primary and Primary Schools	
	YES	NO	YES	NO	YES	NO
Abia	80	824	82	1789	162	2613
Adamawa	144	1767	32	674	176	2441
Akwa-Ibom	171	970	109	1512	280	2482
Anambra	395	670	125	1438	520	2108
Bauchi	86	2992	16	698	102	3690
Bayelsa	32	504	126	783	158	1287
Benue	114	2548	57	1277	171	3825
Borno	58	1068	55	499	113	1567
Cross-River	139	940	122	1050	261	1990
Delta	85	1039	70	1801	155	2840
Ebonyi	76	1009	46	760	122	1769
Edo	89	922	46	854	135	1776
Ekiti	141	775	114	1202	255	1977
Enugu	110	1104	158	1563	268	2667
Fct-Abuja	31	604	142	1893	173	2497
Gombe	64	1530	36	480	100	2010
Imo	79	1204	62	1157	141	2361
Jigawa	188	2302	23	536	211	2838
Kaduna	161	4101	156	1822	317	5923
Kano	269	5381	108	2676	377	8057
Katsina	136	2702	25	1123	161	3825
Kebbi	84	1798	39	2763	123	4561
Kogi	97	1899	65	1242	162	3141
Kwara	29	1536	61	1463	90	2999
Lagos	156	992	443	10256	599	11248
Nasarawa	59	1319	53	1730	112	3049
Niger	118	3093	145	1805	263	4898
Ogun	101	1383	318	4291	419	5674
Ondo	120	1194	138	2406	258	3600
Osun	72	1234	141	1681	213	2915
Oyo	103	2345	233	3714	336	6059
Plateau	119	2504	54	1147	173	3651
Rivers	96	800	181	2443	277	3243
Sokoto	120	1967	8	214	128	2181
Taraba	87	2083	61	1100	148	3183
Yobe	57	940	23	148	80	1088
Zamfara	103	1642	16	1277	119	2919
<b>National</b>	<b>4169</b>	<b>61685</b>	<b>3689</b>	<b>63267</b>	<b>7858</b>	<b>124952</b>

## CHAPTER THREE: JUNIOR SECONDARY EDUCATION

### 3.0 Introduction

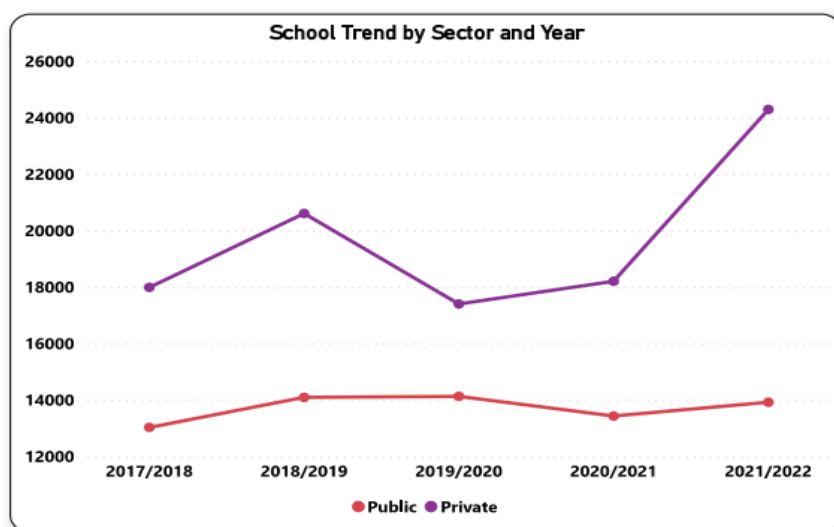
The Junior Secondary school (JSS) component is last three (3) years of the nine-year Basic Education programs comprising JSS1, JSS2 and JSS3. Official age of enrolment into JSS1 is 12 years with a completion age of 14 years. Students who complete junior secondary Education either proceed to senior secondary or enrol in technical or vocational training programs. This chapter presents Junior Secondary school (JSS) statistics for 2021/2022 collected by Federal Ministry of Education (FME) from the thirty-six States and FCT.

### 3.1 Number of Junior Secondary Schools: 2017/2018 - 2021/2022

Table 3.1 shows the summary of number of public and private Junior Secondary Schools (State and location) for the academic years: 2017/2018 - 2021/2022. Fig 3.0 presents the trend of Junior Secondary Schools (by sector) for the academic years: 2017/2018 - 2021/2022.

**Table 3. 1: Number of Junior Secondary Schools by Year and Sector: 2017/2018 - 2021/2022**

Year	Public	Private	TOTAL
2017/2018	13,029	17,988	31,017
2018/2019	14,091	20,607	34,698
2019/2020	14,129	17,403	31,532
2020/2021	13,430	18,206	31,636
2021/2022	13,921	24,296	38,217



**Figure 3. 1: Number of Schools in Junior Secondary School by Year and Sector: 2017/2018 - 2021/2022**

### 3.1.2 Number of Junior Secondary Schools by State, Sector and Location: 2021/2022

Table 3.2 presents the number of public and private Junior Secondary Schools (by State and Location): 2021/2022.

**Table 3. 2: Number of Junior Secondary Schools by State, Sector and Location - 2021/2022**

STATES	PUBLIC			PRIVATE			BOTH		
	RURAL	URBAN	TOTAL	RURAL	URBAN	TOTAL	RURAL	URBAN	TOTAL
Abia	228	39	267	667	406	1,073	895	445	1,340
Adamawa	382	120	502	95	222	317	477	342	819
Akwa Ibom	194	64	258	242	196	438	436	260	696
Anambra	182	85	267	271	257	528	453	342	795
Bauchi	608	143	751	59	147	206	667	290	957
Bayelsa	127	34	161	96	333	429	223	367	590
Benue	453	127	580	351	351	702	804	478	1,282
Borno	166	128	294	36	179	215	202	307	509
Cross River	250	75	325	274	272	546	524	347	871
Delta	318	118	436	289	512	801	607	630	1,237
Ebonyi	230	37	267	272	118	390	502	155	657
Edo	238	67	305	311	371	682	549	438	987
Ekiti	94	106	200	122	340	462	216	446	662
Enugu	261	38	299	338	154	492	599	192	791
FCT	115	69	184	303	376	679	418	445	863
Gombe	314	71	385	64	132	196	378	203	581
Imo	254	38	292	323	79	402	577	117	694
Jigawa	430	176	606	6	54	60	436	230	666
Kaduna	338	97	435	249	753	1,002	587	850	1,437
Kano	773	445	1,218	88	597	685	861	1,042	1,903
Katsina	262	91	353	102	238	340	364	329	693
Kebbi	185	93	278	13	92	105	198	185	383
Kogi	378	127	505	281	277	558	659	404	1,063
Kwara	305	173	478	134	347	481	439	520	959
Lagos	68	274	342	894	2,772	3,666	962	3,046	4,008
Nasarawa	282	88	370	379	438	817	661	526	1,187
Niger	331	126	457	260	503	763	591	629	1,220
Ogun	157	142	299	720	924	1,644	877	1,066	1,943
Ondo	168	135	303	402	365	767	570	500	1,070
Osun	157	239	396	164	521	685	321	760	1,081
Oyo	183	366	549	333	801	1,134	516	1,167	1,683
Plateau	270	53	323	506	339	845	776	392	1,168
Rivers	247	85	332	369	913	1,282	616	998	1,614
Sokoto	188	101	289	3	90	93	191	191	382
Taraba	216	90	306	211	342	553	427	432	859
Yobe	92	42	134	9	100	109	101	142	243
Zamfara	112	63	175	21	128	149	133	191	324
National	9,556	4,365	13,921	9,257	15,039	24,296	18,813	19,404	38,217

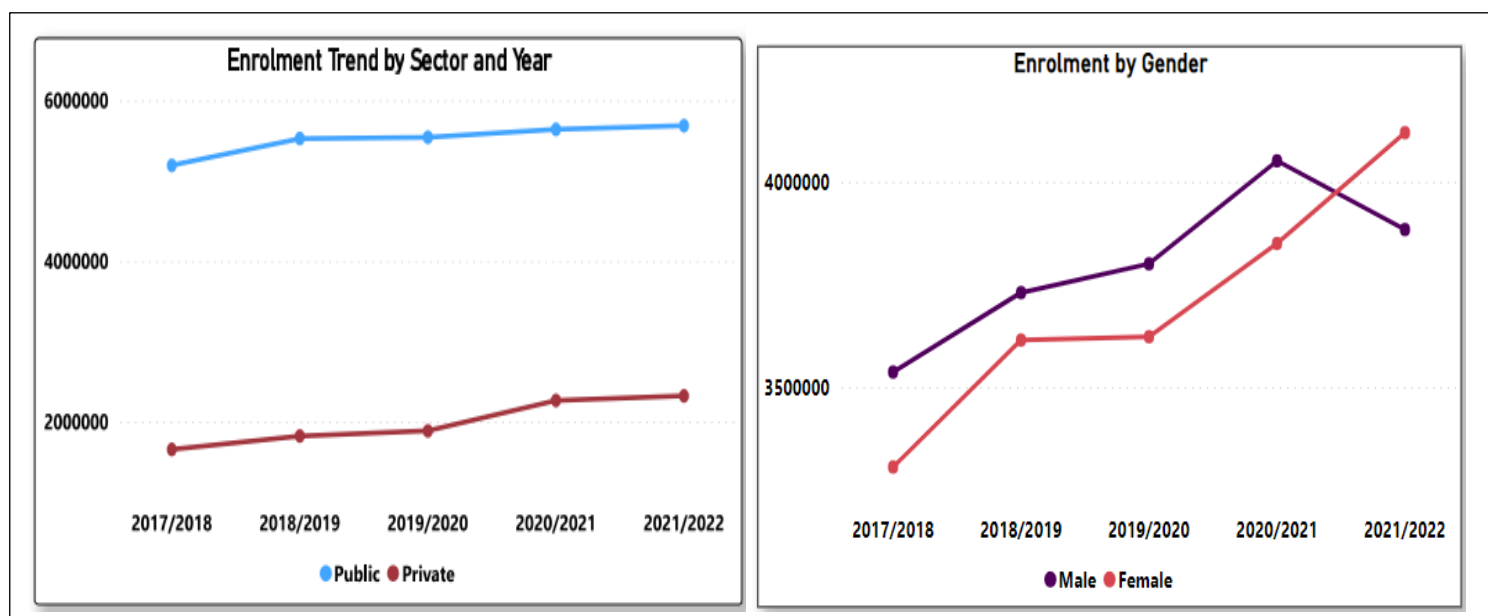
### 3.2.0 Enrolment:

#### 3.2.1 Summary of National Enrolment in Junior Secondary Schools by Sector and Gender

Tables 3.3 present the Enrolment in Public and Private Junior Secondary Schools by Gender for 2017/2018 to 2021/2022 academic years. Figure 3.1 present the Enrolment in Public and Private Junior Secondary Schools by Location and Gender for 2017/2018 to 2021/2022 academic years

**Table 3. 3: Enrolment in Junior Secondary Schools by Sector and Gender: 2017/2018 - 2021/2022**

Year	Public			Private			Both		
	Male	Female	Total	Male	Female	Total	Male	Female	Total
2017/2018	2,713,663	2,475,430	5,189,093	822,972	829,888	1,652,860	3,536,635	3,305,318	6,841,953
2018/2019	2,826,836	2,696,946	5,523,782	903,277	917,603	1,820,880	3,730,113	3,614,549	7,344,662
2019/2020	2,876,842	2,661,828	5,538,670	923,436	960,842	1,884,278	3,800,278	3,622,670	7,422,948
2020/2021	2,912,716	2,724,348	5,637,064	1,138,317	1,125,370	2,263,687	4,051,033	3,849,718	7,900,751
2021/2022	2,787,351	2,896,163	5,683,514	1,096,399	1,223,484	2,319,883	3,883,750	4,119,647	8,003,397



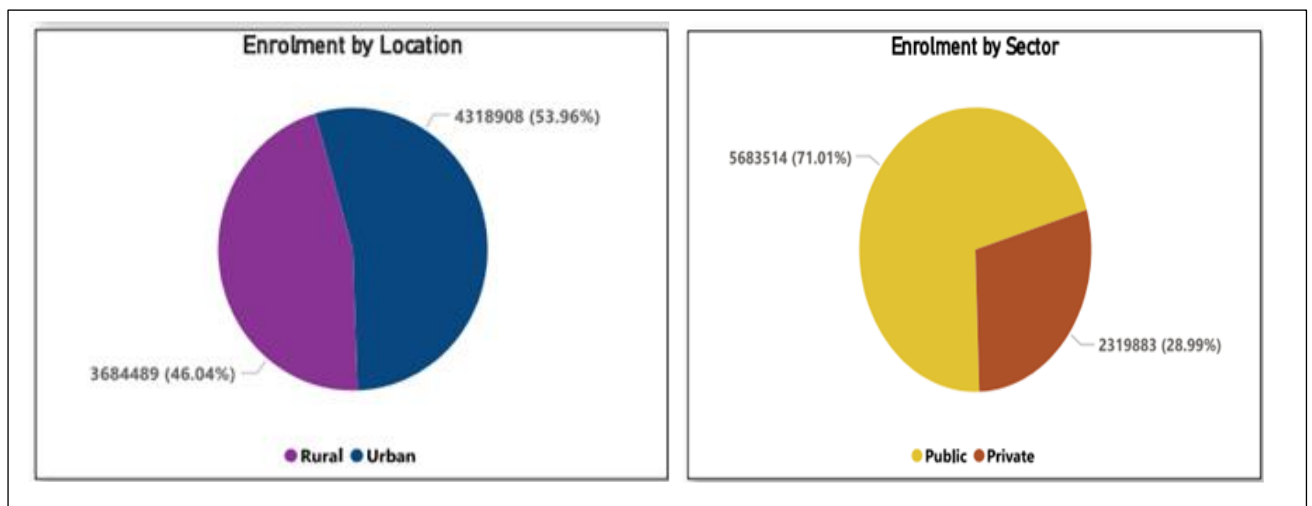
**Figure 3. 2: Enrolment Trend in Junior Secondary Schools by Sector and Gender: 2017/2018 - 2021/2022**

### 3.3 Enrolment in Junior Secondary Schools by Sector, Gender and Location: 2021/2022

Tables 3.4 present the Enrolment in Public and Private Junior Secondary Schools by Location and Gender: 2021/2022 academic session. Figure 3.2 present the Enrolment in Public and Private Junior Secondary Schools by Sector, Gender and Location: 2021/2022 academic session. In addition, Tables 3.5-3.19 presents Enrolment in Public and Private Junior Secondary Schools (individually and both) by State, Location, Class, Age and Gender for 2021/2022 academic session.

**Table 3. 4: Enrolment in Junior Secondary Schools by Sector, Gender and Location: 2021/2022**

Sector	RURAL			URBAN			G/TOTAL
	Male	Female	Total	Male	Female	Total	
Public	1,415,322	1,371,225	2,786,547	1,372,029	1,524,938	2,896,967	5,683,514
Private	423,071	474,871	897,942	673,328	748,613	1,421,941	2,319,883
Total	1,838,393	1,846,096	3,684,489	2,045,357	2,273,551	4,318,908	8,003,397



**Figure 3. 3: Enrolment in Junior Secondary Schools by Sector, Location and Gender: 2020/2021**



**Table 3. 5: Enrolment in Public Junior Secondary Schools by State, Location and Gender - 2021/2022**

STATE	RURAL			URBAN			BOTH		
	MALE	FEMALE	Total	MALE	FEMALE	Total	MALE	FEMALE	Total
Abia	11,370	12,981	24,351	3,127	6,318	9,445	14,497	19,299	33,796
Adamawa	48,471	43,244	91,715	30,965	29,493	60,458	79,436	72,737	152,173
Akwa Ibom	68,071	70,261	138,332	35,959	43,877	79,836	104,030	114,138	218,168
Anambra	19,627	22,908	42,535	21,316	25,791	47,107	40,943	48,699	89,642
Bauchi	63,868	59,061	122,929	37,579	40,364	77,943	101,447	99,425	200,872
Bayelsa	12,210	12,662	24,872	7,516	9,038	16,554	19,726	21,700	41,426
Benue	30,238	28,635	58,873	12,204	13,579	25,783	42,442	42,214	84,656
Borno	27,339	25,603	52,942	51,668	61,895	113,563	79,007	87,498	166,505
Cross River	18,276	17,317	35,593	13,080	15,527	28,607	31,356	32,844	64,200
Delta	36,854	40,662	77,516	33,488	39,704	73,192	70,342	80,366	150,708
Ebonyi	20,953	26,574	47,527	5,122	7,361	12,483	26,075	33,935	60,010
Edo	23,043	24,720	47,763	20,252	29,748	50,000	43,295	54,468	97,763
Ekiti	10,778	11,602	22,380	21,020	23,233	44,253	31,798	34,835	66,633
Enugu	20,550	25,526	46,076	10,423	13,682	24,105	30,973	39,208	70,181
FCT	30,329	32,943	63,272	31,602	38,829	70,431	61,931	71,772	133,703
Gombe	29,260	26,056	55,316	19,884	19,954	39,838	49,144	46,010	95,154
Imo	114,959	140,224	255,183	35,497	32,839	68,336	150,456	173,063	323,519
Jigawa	49,803	41,862	91,665	44,621	49,970	94,591	94,424	91,832	186,256
Kaduna	89,383	80,940	170,323	64,291	80,106	144,397	153,674	161,046	314,720
Kano	117,807	119,025	236,832	88,953	113,985	202,938	206,760	233,010	439,770
Katsina	101,592	96,146	197,738	83,066	83,733	166,799	184,658	179,879	364,537
Kebbi	49,459	37,029	86,488	39,844	34,614	74,458	89,303	71,643	160,946
Kogi	16,262	16,477	32,739	8,703	10,087	18,790	24,965	26,564	51,529
Kwara	23,094	21,390	44,484	37,378	41,707	79,085	60,472	63,097	123,569
Lagos	29,841	31,555	61,396	137,093	148,247	285,340	166,934	179,802	346,736
Nasarawa	23,582	21,426	45,008	14,510	15,410	29,920	38,092	36,836	74,928
Niger	46,388	30,520	76,908	43,797	48,002	91,799	90,185	78,522	168,707
Ogun	38,767	38,620	77,387	82,112	88,667	170,779	120,879	127,287	248,166
Ondo	16,129	17,674	33,803	39,786	48,064	87,850	55,915	65,738	121,653
Osun	9,770	10,820	20,590	33,778	39,238	73,016	43,548	50,058	93,606
Oyo	38,413	39,458	77,871	105,592	109,159	214,751	144,005	148,617	292,622
Plateau	21,211	21,959	43,170	7,780	7,898	15,678	28,991	29,857	58,848
Rivers	51,013	57,337	108,350	43,585	48,203	91,788	94,598	105,540	200,138
Sokoto	41,638	22,703	64,341	36,202	33,672	69,874	77,840	56,375	134,215
Taraba	19,372	16,018	35,390	14,809	14,828	29,637	34,181	30,846	65,027
Yobe	21,102	17,951	39,053	31,411	35,132	66,543	52,513	53,083	105,596
Zamfara	24,500	11,336	35,836	24,016	22,984	47,000	48,516	34,320	82,836
National	1,415,322	1,371,225	2,786,547	1,372,029	1,524,938	2,896,967	2,787,351	2,896,163	5,683,514

**Table 3. 6: Enrolment in Private Junior Secondary Schools by State, Location and Gender – 2021/2022**

STATE	RURAL			URBAN			BOTH		
	MALE	FEMALE	Total	MALE	FEMALE	Total	MALE	FEMALE	Total
Abia	27,341	32,541	59,882	18,619	22,826	41,445	45,960	55,367	101,327
Adamawa	3,966	4,240	8,206	11,843	13,607	25,450	15,809	17,847	33,656
Akwa Ibom	18,316	22,160	40,476	13,782	15,202	28,984	32,098	37,362	69,460
Anambra	14,758	20,116	34,874	17,915	22,144	40,059	32,673	42,260	74,933
Bauchi	4,052	4,223	8,275	7,262	8,936	16,198	11,314	13,159	24,473
Bayelsa	2,693	3,133	5,826	9,553	11,274	20,827	12,246	14,407	26,653
Benue	24,727	26,079	50,806	26,464	28,026	54,490	51,191	54,105	105,296
Borno	2,794	2,521	5,315	14,132	16,506	30,638	16,926	19,027	35,953
Cross River	17,390	19,615	37,005	14,746	17,200	31,946	32,136	36,815	68,951
Delta	10,718	12,290	23,008	23,741	28,620	52,361	34,459	40,910	75,369
Ebonyi	18,649	22,274	40,923	9,032	10,787	19,819	27,681	33,061	60,742
Edo	12,844	15,825	28,669	16,913	18,975	35,888	29,757	34,800	64,557
Ekiti	2,665	3,249	5,914	9,972	10,570	20,542	12,637	13,819	26,456
Enugu	18,333	22,965	41,298	12,545	13,555	26,100	30,878	36,520	67,398
FCT	8,570	9,277	17,847	13,267	14,970	28,237	21,837	24,247	46,084
Gombe	2,884	3,151	6,035	6,870	7,162	14,032	9,754	10,313	20,067
Imo	21,125	26,593	47,718	6,342	7,048	13,390	27,467	33,641	61,108
Jigawa	264	348	612	2,672	2,271	4,943	2,936	2,619	5,555
Kaduna	9,659	10,088	19,747	34,296	39,256	73,552	43,955	49,344	93,299
Kano	4,910	4,318	9,228	31,910	26,676	58,586	36,820	30,994	67,814
Katsina	16,227	13,610	29,837	21,020	21,943	42,963	37,247	35,553	72,800
Kebbi	840	814	1,654	6,147	6,321	12,468	6,987	7,135	14,122
Kogi	12,319	13,567	25,886	9,701	10,962	20,663	22,020	24,529	46,549
Kwara	3,693	3,889	7,582	10,334	11,609	21,943	14,027	15,498	29,525
Lagos	22,572	26,378	48,950	95,150	104,833	199,983	117,722	131,211	248,933
Nasarawa	15,229	16,062	31,291	17,455	20,282	37,737	32,684	36,344	69,028
Niger	9,832	9,830	19,662	19,159	20,575	39,734	28,991	30,405	59,396
Ogun	28,511	31,727	60,238	39,259	46,140	85,399	67,770	77,867	145,637
Ondo	13,857	15,526	29,383	13,390	15,242	28,632	27,247	30,768	58,015
Osun	5,211	6,158	11,369	18,441	21,357	39,798	23,652	27,515	51,167
Oyo	12,716	14,248	26,964	33,962	36,916	70,878	46,678	51,164	97,842
Plateau	27,853	29,321	57,174	17,620	20,899	38,519	45,473	50,220	95,693
Rivers	13,803	15,915	29,718	32,101	36,137	68,238	45,904	52,052	97,956
Sokoto	138	198	336	5,541	5,459	11,000	5,679	5,657	11,336
Taraba	12,240	11,312	23,552	18,172	18,914	37,086	30,412	30,226	60,638
Yobe	313	367	680	6,742	8,195	14,937	7,055	8,562	15,617
Zamfara	1,059	943	2,002	7,258	7,218	14,476	8,317	8,161	16,478
<b>National</b>	<b>423,071</b>	<b>474,871</b>	<b>897,942</b>	<b>673,328</b>	<b>748,613</b>	<b>1,421,941</b>	<b>1,096,399</b>	<b>1,223,484</b>	<b>2,319,883</b>

**Table 3. 7: Enrolment in Public and Private Junior Secondary Schools by State, Location and Gender – 2021/2022**

STATE	RURAL			URBAN			BOTH		
	MALE	FEMALE	Total	MALE	FEMALE	Total	MALE	FEMALE	Total
Abia	38,711	45,522	84,233	21,746	29,144	50,890	60,457	74,666	135,123
Adamawa	52,437	47,484	99,921	42,808	43,100	85,908	95,245	90,584	185,829
Akwa Ibom	86,387	92,421	178,808	49,741	59,079	108,820	136,128	151,500	287,628
Anambra	34,385	43,024	77,409	39,231	47,935	87,166	73,616	90,959	164,575
Bauchi	67,920	63,284	131,204	44,841	49,300	94,141	112,761	112,584	225,345
Bayelsa	14,903	15,795	30,698	17,069	20,312	37,381	31,972	36,107	68,079
Benue	54,965	54,714	109,679	38,668	41,605	80,273	93,633	96,319	189,952
Borno	30,133	28,124	58,257	65,800	78,401	144,201	95,933	106,525	202,458
Cross River	35,666	36,932	72,598	27,826	32,727	60,553	63,492	69,659	133,151
Delta	47,572	52,952	100,524	57,229	68,324	125,553	104,801	121,276	226,077
Ebonyi	39,602	48,848	88,450	14,154	18,148	32,302	53,756	66,996	120,752
Edo	35,887	40,545	76,432	37,165	48,723	85,888	73,052	89,268	162,320
Ekiti	13,443	14,851	28,294	30,992	33,803	64,795	44,435	48,654	93,089
Enugu	38,883	48,491	87,374	22,968	27,237	50,205	61,851	75,728	137,579
FCT	38,899	42,220	81,119	44,869	53,799	98,668	83,768	96,019	179,787
Gombe	32,144	29,207	61,351	26,754	27,116	53,870	58,898	56,323	115,221
Imo	136,084	166,817	302,901	41,839	39,887	81,726	177,923	206,704	384,627
Jigawa	50,067	42,210	92,277	47,293	52,241	99,534	97,360	94,451	191,811
Kaduna	99,042	91,028	190,070	98,587	119,362	217,949	197,629	210,390	408,019
Kano	122,717	123,343	246,060	120,863	140,661	261,524	243,580	264,004	507,584
Katsina	117,819	109,756	227,575	104,086	105,676	209,762	221,905	215,432	437,337
Kebbi	50,299	37,843	88,142	45,991	40,935	86,926	96,290	78,778	175,068
Kogi	28,581	30,044	58,625	18,404	21,049	39,453	46,985	51,093	98,078
Kwara	26,787	25,279	52,066	47,712	53,316	101,028	74,499	78,595	153,094
Lagos	52,413	57,933	110,346	232,243	253,080	485,323	284,656	311,013	595,669
Nasarawa	38,811	37,488	76,299	31,965	35,692	67,657	70,776	73,180	143,956
Niger	56,220	40,350	96,570	62,956	68,577	131,533	119,176	108,927	228,103
Ogun	67,278	70,347	137,625	121,371	134,807	256,178	188,649	205,154	393,803
Ondo	29,986	33,200	63,186	53,176	63,306	116,482	83,162	96,506	179,668
Osun	14,981	16,978	31,959	52,219	60,595	112,814	67,200	77,573	144,773
Oyo	51,129	53,706	104,835	139,554	146,075	285,629	190,683	199,781	390,464
Plateau	49,064	51,280	100,344	25,400	28,797	54,197	74,464	80,077	154,541
Rivers	64,816	73,252	138,068	75,686	84,340	160,026	140,502	157,592	298,094
Sokoto	41,776	22,901	64,677	41,743	39,131	80,874	83,519	62,032	145,551
Taraba	31,612	27,330	58,942	32,981	33,742	66,723	64,593	61,072	125,665
Yobe	21,415	18,318	39,733	38,153	43,327	81,480	59,568	61,645	121,213
Zamfara	25,559	12,279	37,838	31,274	30,202	61,476	56,833	42,481	99,314
National	1,838,393	1,846,096	3,684,489	2,045,357	2,273,551	4,318,908	3,883,750	4,119,647	8,003,397

**Table 3. 8: Enrolment in Public Junior Secondary Schools by State, Class, Gender and Location - 2021/2022**

STATE	RURAL						URBAN						TOTAL		
	JSS 1		JSS 2		JSS 3		JSS 1		JSS 2		JSS 3				
	Male	Female	Male	Female	Male	Female	Male	Female	Male	Female	Male	Female	Male	Female	Total
Abia	3,849	5,197	3,824	4,009	3,697	3,775	966	2,539	1,161	1,993	1,000	1,786	14,497	19,299	33,796
Adamawa	16,366	16,871	16,054	13,345	16,051	13,028	10,069	10,492	10,959	9,676	9,937	9,325	79,436	72,737	152,173
Akwa-Ibom	23,353	25,364	24,696	24,078	20,022	20,819	10,982	16,112	14,482	14,930	10,495	12,835	104,030	114,138	218,168
Anambra	6,326	8,493	7,089	7,536	6,212	6,879	6,404	9,569	7,642	8,448	7,270	7,774	40,943	48,699	89,642
Bauchi	22,183	25,141	20,020	16,905	21,665	17,015	13,153	15,955	11,607	12,130	12,819	12,279	101,447	99,425	200,872
Bayelsa	3,894	4,653	4,479	4,364	3,837	3,645	2,338	3,051	2,821	3,353	2,357	2,634	19,726	21,700	41,426
Benue	11,193	11,958	9,883	8,552	9,162	8,125	4,692	5,987	4,202	4,268	3,310	3,324	42,442	42,214	84,656
Borno	10,315	10,341	9,164	8,694	7,860	6,568	18,222	23,796	18,259	20,383	15,187	17,716	79,007	87,498	166,505
Cross-River	4,989	6,188	5,973	5,851	7,314	5,278	3,959	5,444	4,910	5,239	4,211	4,844	31,356	32,844	64,200
Delta	11,997	15,423	13,671	13,627	11,186	11,612	10,610	15,062	12,804	13,411	10,074	11,231	70,342	80,366	150,708
Ebonyi	6,622	9,422	7,326	8,553	7,005	8,599	1,591	2,338	1,845	2,389	1,686	2,634	26,075	33,935	60,010
Edo	6,689	7,596	8,399	8,269	7,955	8,855	5,763	9,771	7,295	10,725	7,194	9,252	43,295	54,468	97,763
Ekiti	3,244	3,891	4,055	4,022	3,479	3,689	5,989	7,602	8,258	8,599	6,773	7,032	31,798	34,835	66,633
Enugu	6,600	9,890	7,510	8,404	6,440	7,232	3,163	5,566	3,993	4,179	3,267	3,937	30,973	39,208	70,181
Fct-Abuja	10,364	12,477	9,867	10,348	10,098	10,118	10,637	14,485	10,815	12,904	10,150	11,440	61,931	71,772	133,703
Gombe	10,012	10,406	9,953	8,065	9,295	7,585	6,365	7,905	7,434	5,993	6,085	6,056	49,144	46,010	95,154
Imo	35,887	55,589	41,446	45,015	37,626	39,620	10,176	12,317	13,262	10,363	12,059	10,159	150,456	173,063	323,519
Jigawa	15,046	18,321	18,484	11,861	16,273	11,680	15,008	20,494	14,505	15,082	15,108	14,394	94,424	91,832	186,256
Kaduna	31,480	32,344	30,064	24,930	27,839	23,666	21,548	32,614	22,388	25,409	20,355	22,083	153,674	161,046	314,720
Kano	42,067	54,376	36,006	31,757	39,734	32,892	31,180	42,809	28,336	36,566	29,437	34,610	206,760	233,010	439,770
Katsina	38,118	44,259	32,758	26,404	30,716	25,483	27,303	40,018	30,589	22,262	25,174	21,453	184,658	179,879	364,537
Kebbi	17,884	13,516	16,964	13,520	14,611	9,993	13,048	13,550	13,091	10,294	13,705	10,770	89,303	71,643	160,946
Kogi	5,360	6,618	5,666	5,043	5,236	4,816	3,063	3,864	2,940	3,255	2,700	2,968	24,965	26,564	51,529
Kwara	7,444	8,231	7,883	6,592	7,767	6,567	12,044	15,199	12,602	13,002	12,732	13,506	60,472	63,097	123,569
Lagos	9,976	12,130	11,416	11,009	8,449	8,416	45,590	55,049	53,181	51,563	38,322	41,635	166,934	179,802	346,736
Nasarawa	7,620	7,990	7,674	6,322	8,288	7,114	4,611	5,272	4,822	4,963	5,077	5,175	38,092	36,836	74,928
Niger	16,060	11,162	14,832	9,178	15,496	10,180	15,169	18,242	14,131	14,291	14,497	15,469	90,185	78,522	168,707
Ogun	13,028	14,305	14,246	13,573	11,493	10,742	25,803	30,710	30,883	30,182	25,426	27,775	120,879	127,287	248,166
Ondo	4,992	6,486	5,878	5,843	5,259	5,345	12,433	17,875	14,925	17,072	12,428	13,117	55,915	65,738	121,653
Osun	3,042	4,192	3,521	3,475	3,207	3,153	10,885	15,163	12,127	12,959	10,766	11,116	43,548	50,058	93,606
Oyo	12,426	14,393	14,596	13,478	11,391	11,587	31,060	37,952	42,626	38,854	31,906	32,353	144,005	148,617	292,622
Plateau	7,476	8,907	6,873	6,596	6,862	6,456	2,443	2,713	2,615	2,615	2,722	2,570	28,991	29,857	58,848
Rivers	15,593	20,662	18,685	19,401	16,735	17,274	11,977	15,965	15,899	16,807	15,709	15,431	94,598	105,540	200,138
Sokoto	13,827	9,818	15,276	6,446	12,535	6,439	11,351	13,997	10,950	9,183	13,901	10,492	77,840	56,375	134,215
Taraba	6,699	6,108	6,640	5,077	6,033	4,833	4,805	5,353	5,014	4,954	4,990	4,521	34,181	30,846	65,027
Yobe	7,087	7,932	7,162	4,955	6,853	5,064	10,121	12,891	10,657	11,124	10,633	11,117	52,513	53,083	105,596
Zamfara	7,797	4,419	8,165	3,463	8,538	3,454	6,903	7,322	8,129	7,710	8,984	7,952	48,516	34,320	82,836
National	476,905	545,069	486,198	428,560	452,219	397,596	441,424	575,043	492,159	497,130	438,446	452,765	2,787,351	2,896,163	5,683,514

**Table 3. 9: Enrolment in Private Junior Secondary Schools by State, Class, Gender and Location - 2021/2022**

STATE	RURAL						URBAN						TOTAL		
	JSS 1		JSS 2		JSS 3		JSS 1		JSS 2		JSS 3		Male	Female	Total
	Male	Female	Male	Female	Male	Female	Male	Female	Male	Female	Male	Female			
Abia	8,620	12,565	10,455	11,029	8,266	8,947	6,018	8,962	6,801	7,551	5,800	6,313	45,960	55,367	101,327
Adamawa	1,624	1,948	1,351	1,274	991	1,018	4,522	6,086	3,986	4,045	3,335	3,476	15,809	17,847	33,656
Akwa-Ibom	5,861	8,685	7,231	7,681	5,224	5,794	4,406	5,936	5,298	5,123	4,078	4,143	32,098	37,362	69,460
Anambra	5,189	8,212	5,355	6,448	4,214	5,456	5,928	9,637	6,783	7,077	5,204	5,430	32,673	42,260	74,933
Bauchi	1,430	1,643	1,374	1,526	1,248	1,054	2,698	4,123	2,347	2,616	2,217	2,197	11,314	13,159	24,473
Bayelsa	862	1,192	1,025	1,184	806	757	3,112	4,140	3,878	4,163	2,563	2,971	12,246	14,407	26,653
Benue	8,640	10,653	8,245	7,884	7,842	7,542	9,222	11,542	8,923	8,679	8,319	7,805	51,191	54,105	105,296
Borno	1,173	1,260	913	675	708	586	5,086	7,273	4,903	4,961	4,143	4,272	16,926	19,027	35,953
Cross-River	5,864	7,493	6,388	6,619	5,138	5,503	4,770	6,217	5,762	6,461	4,214	4,522	32,136	36,815	68,951
Delta	3,648	4,954	4,149	4,335	2,921	3,001	7,719	11,208	9,543	10,411	6,479	7,001	34,459	40,910	75,369
Ebonyi	6,307	9,410	6,430	6,767	5,912	6,097	3,123	4,647	3,208	3,566	2,701	2,574	27,681	33,061	60,742
Edo	4,214	6,235	4,810	5,361	3,820	4,229	5,307	6,928	6,672	6,923	4,934	5,124	29,757	34,800	64,557
Ekiti	877	1,316	1,036	1,162	752	771	3,508	3,916	4,090	4,058	2,374	2,596	12,637	13,819	26,456
Enugu	6,064	9,566	6,751	7,380	5,518	6,019	4,214	5,101	4,683	4,730	3,648	3,724	30,878	36,520	67,398
Fct-Abuja	3,087	3,758	3,180	3,191	2,303	2,328	4,788	6,178	4,500	4,721	3,979	4,071	21,837	24,247	46,084
Gombe	1,171	1,501	907	889	806	761	2,535	3,021	2,404	2,287	1,931	1,854	9,754	10,313	20,067
Imo	7,127	11,403	7,657	8,320	6,341	6,870	2,080	2,860	2,459	2,350	1,803	1,838	27,467	33,641	61,108
Jigawa	107	180	99	97	58	71	1,012	1,018	833	681	827	572	2,936	2,619	5,555
Kaduna	3,330	4,130	3,439	3,146	2,890	2,812	11,842	15,972	11,882	12,038	10,572	11,246	43,955	49,344	93,299
Kano	2,030	1,776	1,727	1,429	1,153	1,113	8,479	10,590	12,770	8,075	10,661	8,011	36,820	30,994	67,814
Katsina	4,851	5,982	7,377	3,888	3,999	3,740	6,710	9,508	8,874	6,560	5,436	5,875	37,247	35,553	72,800
Kebbi	329	371	309	254	202	189	2,205	2,683	2,059	1,980	1,883	1,658	6,987	7,135	14,122
Kogi	4,164	5,397	4,236	4,122	3,919	4,048	3,502	4,515	3,204	3,404	2,995	3,043	22,020	24,529	46,549
Kwara	1,302	1,562	1,291	1,311	1,100	1,016	3,718	4,803	3,647	3,751	2,969	3,055	14,027	15,498	29,525
Lagos	7,272	9,543	8,411	8,948	6,889	7,887	29,508	38,016	36,960	37,436	28,682	29,381	117,722	131,211	248,933
Nasarawa	5,544	6,825	5,130	4,985	4,555	4,252	6,236	8,310	6,125	6,511	5,094	5,461	32,684	36,344	69,028
Niger	3,798	4,456	3,256	2,859	2,778	2,515	6,937	8,361	6,535	6,577	5,687	5,637	28,991	30,405	59,396
Ogun	8,579	10,981	10,993	11,690	8,939	9,056	11,862	15,617	15,900	17,467	11,497	13,056	67,770	77,867	145,637
Ondo	4,654	5,776	5,392	5,732	3,811	4,018	4,215	5,743	5,240	5,464	3,935	4,035	27,247	30,768	58,015
Osun	1,612	2,258	2,055	2,310	1,544	1,590	6,112	8,239	7,058	7,466	5,271	5,652	23,652	27,515	51,167
Oyo	4,228	5,241	4,763	4,749	3,725	4,258	10,699	13,296	13,173	13,410	10,090	10,210	46,678	51,164	97,842
Plateau	10,389	12,088	9,183	9,027	8,281	8,206	6,243	8,482	5,893	6,662	5,484	5,755	45,473	50,220	95,693
Rivers	4,387	5,829	5,007	5,410	4,409	4,676	11,158	13,012	11,645	12,818	9,298	10,307	45,904	52,052	97,956
Sokoto	50	85	46	54	42	59	1,936	2,348	1,860	1,645	1,745	1,466	5,679	5,657	11,336
Taraba	4,614	4,594	3,977	3,549	3,649	3,169	6,235	7,889	6,131	5,806	5,806	5,219	30,412	30,226	60,638
Yobe	142	156	104	137	67	74	2,403	3,464	2,259	2,493	2,080	2,238	7,055	8,562	15,617
Zamfara	446	396	330	304	283	243	2,580	3,040	2,629	2,336	2,049	1,842	8,317	8,161	16,478
National	143,586	189,420	154,382	155,726	125,103	129,725	222,628	292,681	250,917	252,302	199,783	203,630	1,096,399	1,223,484	2,319,883

**Table 3. 10: Enrolment in Public and Private Junior Secondary Schools by State, Class, Gender and Location - 2021/2022**

STATE	RURAL						URBAN						TOTAL		
	JSS 1		JSS 2		JSS 3		JSS 1		JSS 2		JSS 3				
	Male	Female	Male	Female	Male	Female	Male	Female	Male	Female	Male	Female	Male	Female	Total
Abia	12,469	17,762	14,279	15,038	11,963	12,722	6,984	11,501	7,962	9,544	6,800	8,099	60,457	74,666	135,123
Adamawa	17,990	18,819	17,405	14,619	17,042	14,046	14,591	16,578	14,945	13,721	13,272	12,801	95,245	90,584	185,829
Akwa-Ibom	29,214	34,049	31,927	31,759	25,246	26,613	15,388	22,048	19,780	20,053	14,573	16,978	136,128	151,500	287,628
Anambra	11,515	16,705	12,444	13,984	10,426	12,335	12,332	19,206	14,425	15,525	12,474	13,204	73,616	90,959	164,575
Bauchi	23,613	26,784	21,394	18,431	22,913	18,069	15,851	20,078	13,954	14,746	15,036	14,476	112,761	112,584	225,345
Bayelsa	4,756	5,845	5,504	5,548	4,643	4,402	5,450	7,191	6,699	7,516	4,920	5,605	31,972	36,107	68,079
Benue	19,833	22,611	18,128	16,436	17,004	15,667	13,914	17,529	13,125	12,947	11,629	11,129	93,633	96,319	189,952
Borno	11,488	11,601	10,077	9,369	8,568	7,154	23,308	31,069	23,162	25,344	19,330	21,988	95,933	106,525	202,458
Cross-River	10,853	13,681	12,361	12,470	12,452	10,781	8,729	11,661	10,672	11,700	8,425	9,366	63,492	69,659	133,151
Delta	15,645	20,377	17,820	17,962	14,107	14,613	18,329	26,270	22,347	23,822	16,553	18,232	104,801	121,276	226,077
Ebonyi	12,929	18,832	13,756	15,320	12,917	14,696	4,714	6,985	5,053	5,955	4,387	5,208	53,756	66,996	120,752
Edo	10,903	13,831	13,209	13,630	11,775	13,084	11,070	16,699	13,967	17,648	12,128	14,376	73,052	89,268	162,320
Ekiti	4,121	5,207	5,091	5,184	4,231	4,460	9,497	11,518	12,348	12,657	9,147	9,628	44,435	48,654	93,089
Enugu	12,664	19,456	14,261	15,784	11,958	13,251	7,377	8,676	8,909	6,915	7,661	6,185	61,851	75,728	137,579
Fct-Abuja	13,451	16,235	13,047	13,539	12,401	12,446	15,425	20,663	15,315	17,625	14,129	15,511	83,768	96,019	179,787
Gombe	11,183	11,907	10,860	8,954	10,101	8,346	8,900	10,926	9,838	8,280	8,016	7,910	58,898	56,323	115,221
Imo	43,014	66,992	49,103	53,335	43,967	46,490	12,256	15,177	15,721	12,713	13,862	11,997	177,923	206,704	384,627
Jigawa	15,153	18,501	18,583	11,958	16,331	11,751	16,020	21,512	15,338	15,763	15,935	14,966	97,360	94,451	191,811
Kaduna	34,810	36,474	33,503	28,076	30,729	26,478	33,390	48,586	34,270	37,447	30,927	33,329	197,629	210,390	408,019
Kano	44,097	56,152	37,733	33,186	40,887	34,005	39,659	53,399	41,106	44,641	40,098	42,621	243,580	264,004	507,584
Katsina	42,969	50,241	40,135	30,292	34,715	29,223	34,013	49,526	39,463	28,822	30,610	27,328	221,905	215,432	437,337
Kebbi	18,213	13,887	17,273	13,774	14,813	10,182	15,253	16,233	15,150	12,274	15,588	12,428	96,290	78,778	175,068
Kogi	9,524	12,015	9,902	9,165	9,155	8,864	6,565	8,379	6,144	6,659	5,695	6,011	46,985	51,093	98,078
Kwara	8,746	9,793	9,174	7,903	8,867	7,583	15,762	20,002	16,249	16,753	15,701	16,561	74,499	78,595	153,094
Lagos	17,248	21,673	19,827	19,957	15,338	16,303	75,098	93,065	90,141	88,999	67,004	71,016	284,656	311,013	595,669
Nasarawa	13,164	14,815	12,804	11,307	12,843	11,366	10,847	13,582	10,947	11,474	10,171	10,636	70,776	73,180	143,956
Niger	19,858	15,618	18,088	12,037	18,274	12,695	22,106	26,603	20,666	20,868	20,184	21,106	119,176	108,927	228,103
Ogun	21,607	25,286	25,239	25,263	20,432	19,798	37,665	46,327	46,783	47,649	36,923	40,831	188,649	205,154	393,803
Ondo	9,646	12,262	11,270	11,575	9,070	9,363	16,648	23,618	20,165	22,536	16,363	17,152	83,162	96,506	179,668
Osun	4,654	6,450	5,576	5,785	4,751	4,743	16,997	23,402	19,185	20,425	16,037	16,768	67,200	77,573	144,773
Oyo	16,654	19,634	19,359	18,227	15,116	15,845	41,759	51,248	55,799	52,264	41,996	42,563	190,683	199,781	390,464
Plateau	17,865	20,995	16,056	15,623	15,143	14,662	8,686	11,195	8,508	9,277	8,206	8,325	74,464	80,077	154,541
Rivers	19,980	26,491	23,692	24,811	21,144	21,950	23,135	28,977	27,544	29,625	25,007	25,738	140,502	157,592	298,094
Sokoto	13,877	9,903	15,322	6,500	12,577	6,498	13,287	16,345	12,810	10,828	15,646	11,958	83,519	62,032	145,551
Taraba	11,313	10,702	10,617	8,626	9,682	8,002	11,040	13,242	11,145	10,760	10,796	9,740	64,593	61,072	125,665
Yobe	7,229	8,088	7,266	5,092	6,920	5,138	12,524	16,355	12,916	13,617	12,713	13,355	59,568	61,645	121,213
Zamfara	8,243	8,815	8,495	3,767	8,821	3,697	9,483	10,362	10,758	10,046	11,033	9,794	56,833	42,481	99,314
National	620,491	734,489	640,580	584,286	577,322	527,321	664,052	867,724	743,076	749,432	638,229	656,395	3,883,750	4,119,647	8,003,397

**Table 3. 11: Enrolment in Public Junior Secondary Schools by State, Grouped Age and Gender - 2021/2022**

State	BELOW AGE 12			AGE 12-14			ABOVE AGE 14			BOTH		
	MALE	FEMALE	TOTAL	MALE	FEMALE	TOTAL	MALE	FEMALE	TOTAL	MALE	FEMALE	TOTAL
Abia	1,997	2,206	4,203	11,216	15,649	26,865	1,239	1,369	2,608	14,452	19,224	33,676
Adamawa	6,975	6,310	13,285	55,215	53,112	108,327	17,105	13,129	30,234	79,295	72,551	151,846
Akwa Ibom	28,604	23,944	52,548	68,120	80,290	148,410	7,360	9,927	17,287	104,084	114,161	218,245
Anambra	6,534	7,807	14,341	28,592	34,571	63,163	5,694	6,284	11,978	40,820	48,662	89,482
Bauchi	7,351	6,526	13,877	81,044	82,432	163,476	14,463	11,429	25,892	102,858	100,387	203,245
Bayelsa	4,231	5,158	9,389	13,311	14,603	27,914	2,309	2,030	4,339	19,851	21,791	41,642
Benue	4,474	3,808	8,282	31,616	32,552	64,168	6,653	6,080	12,733	42,743	42,440	85,183
Borno	5,078	5,501	10,579	56,597	64,639	121,236	17,244	17,251	34,495	78,919	87,391	166,310
Cross River	7,334	8,147	15,481	21,532	22,156	43,688	2,529	2,705	5,234	31,395	33,008	64,403
Delta	13,721	13,788	27,509	49,648	59,614	109,262	7,239	7,615	14,854	70,608	81,017	151,625
Ebonyi	2,768	3,656	6,424	19,062	24,848	43,910	4,504	5,477	9,981	26,334	33,981	60,315
Edo	4,516	5,023	9,539	29,303	35,652	64,955	9,492	13,808	23,300	43,311	54,483	97,794
Ekiti	8,289	8,625	16,914	21,402	23,961	45,363	1,870	1,945	3,815	31,561	34,531	66,092
Enugu	3,881	4,504	8,385	24,068	31,238	55,306	3,278	3,741	7,019	31,227	39,483	70,710
FCT	10,998	12,461	23,459	43,522	51,329	94,851	7,313	7,749	15,062	61,833	71,539	133,372
Gombe	2,920	2,546	5,466	37,307	35,618	72,925	9,519	8,523	18,042	49,746	46,687	96,433
Imo	15,896	16,087	31,983	118,935	139,574	258,509	16,363	18,341	34,704	151,194	174,002	325,196
Jigawa	5,977	5,296	11,273	72,310	72,487	144,797	16,762	14,218	30,980	95,049	92,001	187,050
Kaduna	15,962	16,674	32,636	112,865	121,193	234,058	26,250	25,916	52,166	155,077	163,783	318,860
Kano	15,367	17,068	32,435	150,137	171,142	321,279	42,240	43,358	85,598	207,744	231,568	439,312
Katsina	8,514	7,391	15,905	151,298	151,930	303,228	24,696	20,432	45,128	184,508	179,753	364,261
Kebbi	8,788	5,608	14,396	65,325	56,148	121,473	15,634	10,173	25,807	89,747	71,929	161,676
Kogi	3,479	3,542	7,021	17,761	19,442	37,203	3,396	2,790	6,186	24,636	25,774	50,410
Kwara	7,364	8,388	15,752	43,178	45,664	88,842	9,930	9,045	18,975	60,472	63,097	123,569
Lagos	40,338	39,485	79,823	102,068	116,826	218,894	23,623	22,669	46,292	166,029	178,980	345,009
Nasarawa	4,463	3,989	8,452	28,249	27,692	55,941	5,486	5,037	10,523	38,198	36,718	74,916
Niger	9,207	9,411	18,618	64,048	55,411	119,459	16,673	13,438	30,111	89,928	78,260	168,188
Ogun	19,582	17,802	37,384	80,700	88,681	169,381	19,010	19,034	38,044	119,292	125,517	244,809
Ondo	12,967	14,119	27,086	36,434	44,843	81,277	3,964	3,836	7,800	53,365	62,798	116,163
Osun	6,472	6,843	13,315	31,448	37,375	68,823	4,882	5,024	9,906	42,802	49,242	92,044
Oyo	28,500	26,658	55,158	94,517	102,211	196,728	18,322	16,916	35,238	141,339	145,785	287,124
Plateau	3,448	3,721	7,169	20,401	21,418	41,819	4,648	4,066	8,714	28,497	29,205	57,702
Rivers	17,095	19,364	36,459	64,744	73,848	138,592	12,705	12,618	25,323	94,544	105,830	200,374
Sokoto	5,698	3,300	8,998	62,641	44,603	107,244	9,501	8,573	18,074	77,840	56,476	134,316
Taraba	3,987	3,689	7,676	24,629	23,028	47,657	5,869	4,259	10,128	34,485	30,976	65,461
Yobe	3,855	3,961	7,816	36,434	38,004	74,438	11,945	10,824	22,769	52,234	52,789	105,023
Zamfara	3,336	2,120	5,456	36,731	26,080	62,811	8,534	6,159	14,693	48,601	34,359	82,960
National	359,966	354,526	714,492	2,006,408	2,139,864	4,146,272	418,244	395,788	814,032	2,784,618	2,890,178	5,674,796

**Table 3. 12: Enrolment in Private Junior Secondary Schools by State, Grouped Age and Gender - 2021/2022**

State	BELOW AGE 12			AGE 12-14			ABOVE AGE 14			BOTH		
	MALE	FEMALE	TOTAL	MALE	FEMALE	TOTAL	MALE	FEMALE	TOTAL	MALE	FEMALE	TOTAL
Abia	9,418	10,048	19,466	34,063	42,623	76,686	2,524	2,771	5,295	46,005	55,442	101,447
Adamawa	2,054	1,947	4,001	12,186	14,472	26,658	1,710	1,614	3,324	15,950	18,033	33,983
Akwa Ibom	8,760	8,940	17,700	21,953	26,914	48,867	1,331	1,485	2,816	32,044	37,339	69,383
Anambra	6,185	6,581	12,766	24,060	32,794	56,854	2,551	2,922	5,473	32,796	42,297	75,093
Bauchi	1,017	1,216	2,233	7,521	9,506	17,027	1,365	1,475	2,840	9,903	12,197	22,100
Bayelsa	3,318	3,762	7,080	7,858	9,608	17,466	945	946	1,891	12,121	14,316	26,437
Benue	7,095	7,120	14,215	36,823	40,248	77,071	6,972	6,511	13,483	50,890	53,879	104,769
*Borno	1,711	1,856	3,567	13,095	15,152	28,247	2,208	2,126	4,334	17,014	19,134	36,148
Cross River	10,616	11,028	21,644	19,768	23,961	43,729	1,713	1,662	3,375	32,097	36,651	68,748
Delta	10,124	11,080	21,204	22,927	28,033	50,960	1,142	1,146	2,288	34,193	40,259	74,452
Ebonyi	3,862	4,384	8,246	20,769	25,564	46,333	2,791	3,067	5,858	27,422	33,015	60,437
Edo	7,607	8,293	15,900	20,161	24,732	44,893	1,973	1,760	3,733	29,741	34,785	64,526
Ekiti	4,657	4,767	9,424	7,763	8,905	16,668	454	451	905	12,874	14,123	26,997
Enugu	5,578	5,755	11,333	22,117	27,652	49,769	2,929	2,838	5,767	30,624	36,245	66,869
FCT	6,732	6,875	13,607	14,530	16,839	31,369	673	766	1,439	21,935	24,480	46,415
Gombe	1,017	1,074	2,091	7,236	7,719	14,955	899	843	1,742	9,152	9,636	18,788
Imo	4,646	4,766	9,412	20,417	26,213	46,630	1,666	1,723	3,389	26,729	32,702	59,431
Jigawa	255	324	579	1,814	1,935	3,749	242	191	433	2,311	2,450	4,761
Kaduna	6,720	6,969	13,689	31,453	35,338	66,791	4,379	4,300	8,679	42,552	46,607	89,159
Kano	3,734	3,634	7,368	28,519	24,143	52,662	3,583	4,659	8,242	35,836	32,436	68,272
Katsina	2,581	3,323	5,904	29,814	27,506	57,320	5,002	4,850	9,852	37,397	35,679	73,076
Kebbi	581	674	1,255	5,143	5,509	10,652	819	666	1,485	6,543	6,849	13,392
Kogi	4,294	4,771	9,065	16,295	18,799	35,094	1,760	1,749	3,509	22,349	25,319	47,668
Kwara	2,947	3,173	6,120	10,042	11,389	21,431	1,038	936	1,974	14,027	15,498	29,525
Lagos	35,784	37,154	72,938	79,504	91,695	171,199	3,339	3,184	6,523	118,627	132,033	250,660
Nasarawa	5,516	5,878	11,394	24,345	27,781	52,126	2,717	2,803	5,520	32,578	36,462	69,040
Niger	4,278	4,166	8,444	21,949	23,962	45,911	3,021	2,539	5,560	29,248	30,667	59,915
Ogun	23,068	24,775	47,843	42,630	51,084	93,714	3,659	3,778	7,437	69,357	79,637	148,994
Ondo	7,694	8,232	15,926	20,088	23,329	43,417	2,015	2,147	4,162	29,797	33,708	63,505
Osun	6,279	6,541	12,820	16,315	19,987	36,302	1,804	1,803	3,607	24,398	28,331	52,729
Oyo	14,853	15,654	30,507	31,481	36,000	67,481	3,010	2,342	5,352	49,344	53,996	103,340
Plateau	7,292	7,415	14,707	33,042	37,686	70,728	5,633	5,771	11,404	45,967	50,872	96,839
Rivers	14,909	14,900	29,809	29,372	34,792	64,164	1,677	2,070	3,747	45,958	51,762	97,720
Sokoto	657	631	1,288	4,353	4,426	8,779	669	499	1,168	5,679	5,556	11,235
Taraba	4,423	4,377	8,800	21,667	22,087	43,754	4,018	3,632	7,650	30,108	30,096	60,204
Yobe	816	824	1,640	5,433	6,671	12,104	1,085	1,361	2,446	7,334	8,856	16,190
Zamfara	1,130	1,064	2,194	5,985	5,812	11,797	1,117	1,246	2,363	8,232	8,122	16,354
National	242,208	253,971	496,179	772,491	890,866	1,663,357	84,433	84,632	169,065	1,099,132	1,229,469	2,328,601



**Table 3. 13: Enrolment in Public and Private Junior Secondary Schools by State, Grouped Age and Gender - 2021/2022**

State	BELOW AGE 12			AGE 12-14			ABOVE AGE 14			BOTH		
	MALE	FEMALE	TOTAL	MALE	FEMALE	TOTAL	MALE	FEMALE	TOTAL	MALE	FEMALE	TOTAL
Abia	11,415	12,254	23,669	45,279	58,272	103,551	3,763	4,140	7,903	60,457	74,666	135,123
Adamawa	9,029	8,257	17,286	67,401	67,584	134,985	18,815	14,743	33,558	95,245	90,584	185,829
Akwa Ibom	37,364	32,884	70,248	90,073	107,204	197,277	8,691	11,412	20,103	136,128	151,500	287,628
Anambra	12,719	14,388	27,107	52,652	67,365	120,017	8,245	9,206	17,451	73,616	90,959	164,575
Bauchi	8,368	7,742	16,110	88,565	91,938	180,503	15,828	12,904	28,732	112,761	112,584	225,345
Bayelsa	7,549	8,920	16,469	21,169	24,211	45,380	3,254	2,976	6,230	31,972	36,107	68,079
Benue	11,569	10,928	22,497	68,439	72,800	141,239	13,625	12,591	26,216	93,633	96,319	189,952
*Borno	6,789	7,357	14,146	69,692	79,791	149,483	19,452	19,377	38,829	95,933	106,525	202,458
Cross River	17,950	19,175	37,125	41,300	46,117	87,417	4,242	4,367	8,609	63,492	69,659	133,151
Delta	23,845	24,868	48,713	72,575	87,647	160,222	8,381	8,761	17,142	104,801	121,276	226,077
Ebonyi	6,630	8,040	14,670	39,831	50,412	90,243	7,295	8,544	15,839	53,756	66,996	120,752
Edo	12,123	13,316	25,439	49,464	60,384	109,848	11,465	15,568	27,033	73,052	89,268	162,320
Ekiti	12,946	13,392	26,338	29,165	32,866	62,031	2,324	2,396	4,720	44,435	48,654	93,089
Enugu	9,459	10,259	19,718	46,185	58,890	105,075	6,207	6,579	12,786	61,851	75,728	137,579
FCT	17,730	19,336	37,066	58,052	68,168	126,220	7,986	8,515	16,501	83,768	96,019	179,787
Gombe	3,937	3,620	7,557	44,543	43,337	87,880	10,418	9,366	19,784	58,898	56,323	115,221
Imo	20,542	20,853	41,395	139,352	165,787	305,139	18,029	20,064	38,093	177,923	206,704	384,627
Jigawa	6,232	5,620	11,852	74,124	74,422	148,546	17,004	14,409	31,413	97,360	94,451	191,811
Kaduna	22,682	23,643	46,325	144,318	156,531	300,849	30,629	30,216	60,845	197,629	210,390	408,019
Kano	19,101	20,702	39,803	178,656	195,285	373,941	45,823	48,017	93,840	243,580	264,004	507,584
Katsina	11,095	10,714	21,809	181,112	179,436	360,548	29,698	25,282	54,980	221,905	215,432	437,337
Kebbi	9,369	6,282	15,651	70,468	61,657	132,125	16,453	10,839	27,292	96,290	78,778	175,068
Kogi	7,773	8,313	16,086	34,056	38,241	72,297	5,156	4,539	9,695	46,985	51,093	98,078
Kwara	10,311	11,561	21,872	53,220	57,053	110,273	10,968	9,981	20,949	74,499	78,595	153,094
Lagos	76,122	76,639	152,761	181,572	208,521	390,093	26,962	25,853	52,815	284,656	311,013	595,669
Nasarawa	9,979	9,867	19,846	52,594	55,473	108,067	8,203	7,840	16,043	70,776	73,180	143,956
Niger	13,485	13,577	27,062	85,997	79,373	165,370	19,694	15,977	35,671	119,176	108,927	228,103
Ogun	42,650	42,577	85,227	123,330	139,765	263,095	22,669	22,812	45,481	188,649	205,154	393,803
Ondo	20,661	22,351	43,012	56,522	68,172	124,694	5,979	5,983	11,962	83,162	96,506	179,668
Osun	12,751	13,384	26,135	47,763	57,362	105,125	6,686	6,827	13,513	67,200	77,573	144,773
Oyo	43,353	42,312	85,665	125,998	138,211	264,209	21,332	19,258	40,590	190,683	199,781	390,464
Plateau	10,740	11,136	21,876	53,443	59,104	112,547	10,281	9,837	20,118	74,464	80,077	154,541
Rivers	32,004	34,264	66,268	94,116	108,640	202,756	14,382	14,688	29,070	140,502	157,592	298,094
Sokoto	6,355	3,931	10,286	66,994	49,029	116,023	10,170	9,072	19,242	83,519	62,032	145,551
Taraba	8,410	8,066	16,476	46,296	45,115	91,411	9,887	7,891	17,778	64,593	61,072	125,665
Yobe	4,671	4,785	9,456	41,867	44,675	86,542	13,030	12,185	25,215	59,568	61,645	121,213
Zamfara	4,466	3,184	7,650	42,716	31,892	74,608	9,651	7,405	17,056	56,833	42,481	99,314
National	602,174	608,497	1,210,671	2,778,899	3,030,730	5,809,629	502,677	480,420	983,097	3,883,750	4,119,647	8,003,397

**Table 3. 14: Enrolment in Public Junior Secondary Schools by State, Age and Gender - 2021/2022**

STATE	BELOW 12 YEARS		12 YEARS		13 YEARS		14 YEARS		ABOVE 14 YEARS		BOTH		TOTAL
	MALE	FEMALE	MALE	FEMALE	MALE	FEMALE	MALE	FEMALE	MALE	FEMALE	MALE	FEMALE	
Abia	1,997	2,206	3,412	4,236	4,313	5,181	3,491	6,232	1,239	1,369	14,452	19,224	33,676
Adamawa	6,975	6,310	14,244	13,413	21,368	19,107	19,603	20,592	17,105	13,129	79,295	72,551	151,846
Akwa-Ibom	28,604	23,944	26,370	25,637	24,351	27,627	17,399	27,026	7,360	9,927	104,084	114,161	218,245
Anambra	6,534	7,807	8,240	9,512	10,876	11,338	9,476	13,721	5,694	6,284	40,820	48,662	89,482
Bauchi	7,351	6,526	22,106	19,392	31,277	27,923	27,661	35,117	14,463	11,429	102,858	100,387	203,245
Bayelsa	4,231	5,158	4,554	4,531	4,964	4,923	3,793	5,149	2,309	2,030	19,851	21,791	41,642
Benue	4,474	3,808	9,216	8,529	12,171	11,114	10,229	12,909	6,653	6,080	42,743	42,440	85,183
Borno	5,078	5,501	13,623	14,430	21,734	23,428	21,240	26,781	17,244	17,251	78,919	87,391	166,310
Cross-River	7,334	8,147	6,907	7,274	7,699	7,906	6,926	6,976	2,529	2,705	31,395	33,008	64,403
Delta	13,721	13,788	16,023	16,887	19,599	21,030	14,026	21,697	7,239	7,615	70,608	81,017	151,625
Ebonyi	2,768	3,656	5,349	5,521	7,280	8,493	6,433	10,834	4,504	5,477	26,334	33,981	60,315
Edo	4,516	5,023	6,885	7,911	10,737	12,217	11,681	15,524	9,492	13,808	43,311	54,483	97,794
Ekiti	8,289	8,625	8,353	8,676	8,331	7,999	4,718	7,286	1,870	1,945	31,561	34,531	66,092
Enugu	3,881	4,504	7,566	8,657	9,302	9,715	7,200	12,866	3,278	3,741	31,227	39,483	70,710
Fct-Abuja	10,998	12,461	15,786	17,231	16,302	17,061	11,434	17,037	7,313	7,749	61,833	71,539	133,372
Gombe	2,920	2,546	8,883	7,736	14,315	12,581	14,109	15,301	9,519	8,523	49,746	46,687	96,433
Imo	15,896	16,087	34,736	36,202	45,314	45,235	38,885	58,137	16,363	18,341	151,194	174,002	325,196
Jigawa	5,977	5,296	16,788	17,334	28,910	23,100	26,612	32,053	16,762	14,218	95,049	92,001	187,050
Kaduna	15,962	16,674	33,618	33,356	42,608	41,460	36,639	46,377	26,250	25,916	155,077	163,783	318,860
Kano	15,367	17,068	37,276	42,024	56,717	56,158	56,144	72,960	42,240	43,358	207,744	231,568	439,312
Katsina	8,514	7,391	42,570	41,311	57,661	43,934	51,067	66,685	24,696	20,432	184,508	179,753	364,261
Kebbi	8,788	5,608	17,897	15,776	25,686	18,993	21,742	21,379	15,634	10,173	89,747	71,929	161,676
Kogi	3,479	3,542	5,501	5,330	7,572	7,478	4,688	6,634	3,396	2,790	24,636	25,774	50,410
Kwara	7,364	8,388	12,755	13,031	16,497	15,900	13,926	16,733	9,930	9,045	60,472	63,097	123,569
Lagos	40,338	39,485	34,321	35,743	37,993	39,232	29,754	41,851	23,623	22,669	166,029	178,980	345,009
Nasarawa	4,463	3,989	8,750	7,407	10,478	9,752	9,021	10,533	5,486	5,037	38,198	36,718	74,916
Niger	9,207	9,411	18,570	15,360	24,451	19,008	21,027	21,043	16,673	13,438	89,928	78,260	168,188
Ogun	19,582	17,802	26,232	25,852	31,982	30,719	22,486	32,110	19,010	19,034	119,292	125,517	244,809
Ondo	12,967	14,119	13,109	14,490	14,771	15,428	8,554	14,925	3,964	3,836	53,365	62,798	116,163
Osun	6,472	6,843	9,882	10,423	12,216	12,376	9,350	14,576	4,882	5,024	42,802	49,242	92,044
Oyo	28,500	26,658	29,056	30,224	33,968	34,704	31,493	37,283	18,322	16,916	141,339	145,785	287,124
Plateau	3,448	3,721	5,880	5,611	8,199	7,692	6,322	8,115	4,648	4,066	28,497	29,205	57,702
Rivers	17,095	19,364	22,037	22,613	24,832	24,859	17,875	26,376	12,705	12,618	94,544	105,830	200,374
Sokoto	5,698	3,300	16,149	12,801	23,744	13,737	22,748	18,065	9,501	8,573	77,840	56,476	134,316
Taraba	3,987	3,689	7,432	6,282	9,136	7,810	8,061	8,936	5,869	4,259	34,485	30,976	65,461
Yobe	3,855	3,961	8,998	9,156	14,046	11,897	13,390	16,951	11,945	10,824	52,234	52,789	105,023
Zamfara	3,336	2,120	9,155	6,299	13,374	8,760	14,202	11,021	8,534	6,159	48,601	34,359	82,960
National	359,966	354,526	588,229	586,198	764,774	715,875	653,405	837,791	418,244	395,788	2,784,618	2,890,178	5,674,796

**Table 3. 15: Enrolment in Private Junior Secondary Schools by State, Age and Gender – 2021/2022**

STATE	BELOW 12 YEARS		12 YEARS		13 YEARS		14 YEARS		ABOVE 14 YEARS		BOTH		TOTAL
	MALE	FEMALE	MALE	FEMALE	MALE	FEMALE	MALE	FEMALE	MALE	FEMALE	MALE	FEMALE	
Abia	9,418	10,048	12,340	12,850	13,132	14,219	8,591	15,554	2,524	2,771	46,005	55,442	101,447
Adamawa	2,054	1,947	4,040	3,968	4,657	4,833	3,489	5,671	1,710	1,614	15,950	18,033	33,983
Akwa-Ibom	8,760	8,940	8,384	8,630	8,869	9,338	4,700	8,946	1,331	1,485	32,044	37,339	69,383
Anambra	6,185	6,581	8,670	9,671	8,812	10,069	6,578	13,054	2,551	2,922	32,796	42,297	75,093
Bauchi	1,017	1,216	2,358	2,539	2,705	3,155	2,458	3,812	1,365	1,475	9,903	12,197	22,100
Bayelsa	3,318	3,762	2,841	3,125	3,144	3,375	1,873	3,108	945	946	12,121	14,316	26,437
Benue	7,095	7,120	12,133	11,681	13,597	13,390	11,093	15,177	6,972	6,511	50,890	53,879	104,769
Borno	1,711	1,856	4,034	4,081	4,835	4,926	4,226	6,145	2,208	2,126	17,014	19,134	36,148
Cross-River	10,616	11,028	8,269	9,103	7,589	8,124	3,910	6,734	1,713	1,662	32,097	36,651	68,748
Delta	10,124	11,080	9,192	9,883	9,064	9,341	4,671	8,809	1,142	1,146	34,193	40,259	74,452
Ebonyi	3,862	4,384	7,364	7,305	7,526	7,944	5,879	10,315	2,791	3,067	27,422	33,015	60,437
Edo	7,607	8,293	7,641	8,179	7,590	8,142	4,930	8,411	1,973	1,760	29,741	34,785	64,526
Ekiti	4,657	4,767	3,399	3,309	2,828	2,945	1,536	2,651	454	451	12,874	14,123	26,997
Enugu	5,578	5,755	7,473	7,964	8,379	8,910	6,265	10,778	2,929	2,838	30,624	36,245	66,869
Fct-Abuja	6,732	6,875	6,535	6,744	5,266	5,385	2,729	4,710	673	766	21,935	24,480	46,415
Gombe	1,017	1,074	2,251	2,223	2,659	2,444	2,326	3,052	899	843	9,152	9,636	18,788
Imo	4,646	4,766	7,319	7,864	7,585	8,010	5,513	10,339	1,666	1,723	26,729	32,702	59,431
Jigawa	255	324	513	522	732	669	569	744	242	191	2,311	2,450	4,761
Kaduna	6,720	6,969	10,579	10,781	12,640	12,415	8,234	12,142	4,379	4,300	42,552	46,607	89,159
Kano	3,734	3,634	6,133	6,364	16,427	8,294	5,959	9,485	3,583	4,659	35,836	32,436	68,272
Katsina	2,581	3,323	7,601	7,402	12,289	8,646	9,924	11,458	5,002	4,850	37,397	35,679	73,076
Kebbi	581	674	1,739	1,624	1,907	1,821	1,497	2,064	819	666	6,543	6,849	13,392
Kogi	4,294	4,771	6,099	5,833	6,206	6,607	3,990	6,359	1,760	1,749	22,349	25,319	47,668
Kwara	2,947	3,173	3,945	3,882	3,704	3,764	2,393	3,743	1,038	936	14,027	15,498	29,525
Lagos	35,784	37,154	33,037	33,131	32,655	33,825	13,812	24,739	3,339	3,184	118,627	132,033	250,660
Nasarawa	5,516	5,878	8,342	8,532	9,502	9,532	6,501	9,717	2,717	2,803	32,578	36,462	69,040
Niger	4,278	4,166	7,648	7,348	8,360	8,014	5,941	8,600	3,021	2,539	29,248	30,667	59,915
Ogun	23,068	24,775	16,720	18,119	17,097	17,834	8,813	15,131	3,659	3,778	69,357	79,637	148,994
Ondo	7,694	8,232	7,821	7,586	7,515	7,990	4,752	7,753	2,015	2,147	29,797	33,708	63,505
Osun	6,279	6,541	6,211	6,658	6,093	6,431	4,011	6,898	1,804	1,803	24,398	28,331	52,729
Oyo	14,853	15,654	13,227	13,851	11,811	11,843	6,443	10,306	3,010	2,342	49,344	53,996	103,340
Plateau	7,292	7,415	10,934	11,410	12,749	12,824	9,359	13,452	5,633	5,771	45,967	50,872	96,839
Rivers	14,909	14,900	12,056	13,285	11,745	12,405	5,571	9,102	1,677	2,070	45,958	51,762	97,720
Sokoto	657	631	1,151	1,328	1,378	1,240	1,824	1,858	669	499	5,679	5,556	11,235
Taraba	4,423	4,377	6,658	6,519	9,198	7,670	5,811	7,898	4,018	3,632	30,108	30,096	60,204
Yobe	816	824	1,667	1,820	2,112	2,295	1,654	2,556	1,085	1,361	7,334	8,856	16,190
Zamfara	1,130	1,064	1,793	1,529	2,191	2,061	2,001	2,222	1,117	1,246	8,232	8,122	16,354
National	242,208	253,971	278,117	286,643	304,548	300,730	189,826	303,493	84,433	84,632	1,099,132	1,229,469	2,328,601

**Table 3. 16: Enrolment in Public and Private Junior Secondary Schools by State, Age and Gender - 2021/2022**

STATE	BELOW 12 YEARS		12 YEARS		13 YEARS		14 YEARS		ABOVE 14 YEARS		TOTAL		
	MALE	FEMALE	MALE	FEMALE	MALE	FEMALE	MALE	FEMALE	MALE	FEMALE	MALE	FEMALE	TOTAL
Abia	11,415	12,254	15,752	17,086	17,445	19,400	12,082	21,786	3,763	4,140	60,457	74,666	135,123
Adamawa	9,029	8,257	18,284	17,381	26,025	23,940	23,092	26,263	18,815	14,743	95,245	90,584	185,829
Akwa-Ibom	37,364	32,884	34,754	34,267	33,220	36,965	22,099	35,972	8,691	11,412	136,128	151,500	287,628
Anambra	12,719	14,388	16,910	19,183	19,688	21,407	16,054	26,775	8,245	9,206	73,616	90,959	164,575
Bauchi	8,368	7,742	24,464	21,931	33,982	31,078	30,119	38,929	15,828	12,904	112,761	112,584	225,345
Bayelsa	7,549	8,920	7,395	7,656	8,108	8,298	5,666	8,257	3,254	2,976	31,972	36,107	68,079
Benue	11,569	10,928	21,349	20,210	25,768	24,504	21,322	28,086	13,625	12,591	93,633	96,319	189,952
Borno	6,789	7,357	17,657	18,511	26,569	28,354	25,466	32,926	19,452	19,377	95,933	106,525	202,458
Cross-River	17,950	19,175	15,176	16,377	15,288	16,030	10,836	13,710	4,242	4,367	63,492	69,659	133,151
Delta	23,845	24,868	25,215	26,770	28,663	30,371	18,697	30,506	8,381	8,761	104,801	121,276	226,077
Ebonyi	6,630	8,040	12,713	12,826	14,806	16,437	12,312	21,149	7,295	8,544	53,756	66,996	120,752
Edo	12,123	13,316	14,526	16,090	18,327	20,359	16,611	23,935	11,465	15,568	73,052	89,268	162,320
Ekiti	12,946	13,392	11,752	11,985	11,159	10,944	6,254	9,937	2,324	2,396	44,435	48,654	93,089
Enugu	9,459	10,259	15,039	16,621	17,681	18,625	13,465	23,644	6,207	6,579	61,851	75,728	137,579
Fct-Abuja	17,730	19,336	22,321	23,975	21,568	22,446	14,163	21,747	7,986	8,515	83,768	96,019	179,787
Gombe	3,937	3,620	11,134	9,959	16,974	15,025	16,435	18,353	10,418	9,366	58,898	56,323	115,221
Imo	20,542	20,853	42,055	44,066	52,899	53,245	44,398	68,476	18,029	20,064	177,923	206,704	384,627
Jigawa	6,232	5,620	17,301	17,856	29,642	23,769	27,181	32,797	17,004	14,409	97,360	94,451	191,811
Kaduna	22,682	23,643	44,197	44,137	55,248	53,875	44,873	58,519	30,629	30,216	197,629	210,390	408,019
Kano	19,101	20,702	43,409	48,388	73,144	64,452	62,103	82,445	45,823	48,017	243,580	264,004	507,584
Katsina	11,095	10,714	50,171	48,713	69,950	52,580	60,991	78,143	29,698	25,282	221,905	215,432	437,337
Kebbi	9,369	6,282	19,636	17,400	27,593	20,814	23,239	23,443	16,453	10,839	96,290	78,778	175,068
Kogi	7,773	8,313	11,600	11,163	13,778	14,085	8,678	12,993	5,156	4,539	46,985	51,093	98,078
Kwara	10,311	11,561	16,700	16,913	20,201	19,664	16,319	20,476	10,968	9,981	74,499	78,595	153,094
Lagos	76,122	76,639	67,358	68,874	70,648	73,057	43,566	66,590	26,962	25,853	284,656	311,013	595,669
Nasarawa	9,979	9,867	17,092	15,939	19,980	19,284	15,522	20,250	8,203	7,840	70,776	73,180	143,956
Niger	13,485	13,577	26,218	22,708	32,811	27,022	26,968	29,643	19,694	15,977	119,176	108,927	228,103
Ogun	42,650	42,577	42,952	43,971	49,079	48,553	31,299	47,241	22,669	22,812	188,649	205,154	393,803
Ondo	20,661	22,351	20,930	22,076	22,286	23,418	13,306	22,678	5,979	5,983	83,162	96,506	179,668
Osun	12,751	13,384	16,093	17,081	18,309	18,807	13,361	21,474	6,686	6,827	67,200	77,573	144,773
Oyo	43,353	42,312	42,283	44,075	45,779	46,547	37,936	47,589	21,332	19,258	190,683	199,781	390,464
Plateau	10,740	11,136	16,814	17,021	20,948	20,516	15,681	21,567	10,281	9,837	74,464	80,077	154,541
Rivers	32,004	34,264	34,093	35,898	36,577	37,264	23,446	35,478	14,382	14,688	140,502	157,592	298,094
Sokoto	6,355	3,931	17,300	14,129	25,122	14,977	24,572	19,923	10,170	9,072	83,519	62,032	145,551
Taraba	8,410	8,066	14,090	12,801	18,334	15,480	13,872	16,834	9,887	7,891	64,593	61,072	125,665
Yobe	4,671	4,785	10,665	10,976	16,158	14,192	15,044	19,507	13,030	12,185	59,568	61,645	121,213
Zamfara	4,466	3,184	10,948	7,828	15,565	10,821	16,203	13,243	9,651	7,405	56,833	42,481	99,314
National	602,174	608,497	866,346	872,841	1,069,322	1,016,605	843,231	1,141,284	502,677	480,420	3,883,750	4,119,647	8,003,397

**Table 3. 17: Enrolment in Public Junior Secondary Schools by State, Class and Gender - 2021/2022**

STATE	JSS 1			JSS 2			JSS 3			BOTH		
	Male	Female	Total	Male	Female	Total	Male	Female	Total	Male	Female	Total
Abia	4,815	7,736	12,551	4,985	6,002	10,987	4,697	5,561	10,258	14,497	19,299	33,796
Adamawa	26,435	27,363	53,798	27,013	23,021	50,034	25,988	22,353	48,341	79,436	72,737	152,173
Akwa Ibom	34,335	41,476	75,811	39,178	39,008	78,186	30,517	33,654	64,171	104,030	114,138	218,168
Anambra	12,730	18,062	30,792	14,731	15,984	30,715	13,482	14,653	28,135	40,943	48,699	89,642
Bauchi	35,336	41,096	76,432	31,627	29,035	60,662	34,484	29,294	63,778	101,447	99,425	200,872
Bayelsa	6,232	7,704	13,936	7,300	7,717	15,017	6,194	6,279	12,473	19,726	21,700	41,426
Benue	15,885	17,945	33,830	14,085	12,820	26,905	12,472	11,449	23,921	42,442	42,214	84,656
Borno	28537	34137	62,674	27423	29077	56,500	23047	24284	47,331	79,007	87,498	166,505
Cross River	8,948	11,632	20,580	10,883	11,090	21,973	11,525	10,122	21,647	31,356	32,844	64,200
Delta	22,607	30,485	53,092	26,475	27,038	53,513	21,260	22,843	44,103	70,342	80,366	150,708
Ebonyi	8,213	11,760	19,973	9,171	10,942	20,113	8,691	11,233	19,924	26,075	33,935	60,010
Edo	12,452	17,367	29,819	15,694	18,994	34,688	15,149	18,107	33,256	43,295	54,468	97,763
Ekiti	9,233	11,493	20,726	12,313	12,621	24,934	10,252	10,721	20,973	31,798	34,835	66,633
Enugu	9,763	15,456	25,219	11,503	12,583	24,086	9,707	11,169	20,876	30,973	39,208	70,181
FCT	21,001	26,962	47,963	20,682	23,252	43,934	20,248	21,558	41,806	61,931	71,772	133,703
Gombe	16,377	18,311	34,688	17,387	14,058	31,445	15,380	13,641	29,021	49,144	46,010	95,154
Imo	46,063	67,906	113,969	54,708	55,378	110,086	49,685	49,779	99,464	150,456	173,063	323,519
Jigawa	30,054	38,815	68,869	32,989	26,943	59,932	31,381	26,074	57,455	94,424	91,832	186,256
Kaduna	53,028	64,958	117,986	52,452	50,339	102,791	48,194	45,749	93,943	153,674	161,046	314,720
Kano	73,247	97,185	170,432	64,342	68,323	132,665	69,171	67,502	136,673	206,760	233,010	439,770
Katsina	65,421	84,277	149,698	63,347	48,666	112,013	55,890	46,936	102,826	184,658	179,879	364,537
Kebbi	30,932	27,066	57,998	30,055	23,814	53,869	28,316	20,763	49,079	89,303	71,643	160,946
Kogi	8,423	10,482	18,905	8,606	8,298	16,904	7,936	7,784	15,720	24,965	26,564	51,529
Kwara	19,488	23,430	42,918	20,485	19,594	40,079	20,499	20,073	40,572	60,472	63,097	123,569
Lagos	55,566	67,179	122,745	64,597	62,572	127,169	46,771	50,051	96,822	166,934	179,802	346,736
Nasarawa	12,231	13,262	25,493	12,496	11,285	23,781	13,365	12,289	25,654	38,092	36,836	74,928
Niger	31,229	29,404	60,633	28,963	23,469	52,432	29,993	25,649	55,642	90,185	78,522	168,707
Ogun	38,831	45,015	83,846	45,129	43,755	88,884	36,919	38,517	75,436	120,879	127,287	248,166
Ondo	17,425	24,361	41,786	20,803	22,915	43,718	17,687	18,462	36,149	55,915	65,738	121,653
Osun	13,927	19,355	33,282	15,648	16,434	32,082	13,973	14,269	28,242	43,548	50,058	93,606
Oyo	43,486	52,345	95,831	57,222	52,332	109,554	43,297	43,940	87,237	144,005	148,617	292,622
Plateau	9,919	11,620	21,539	9,488	9,211	18,699	9,584	9,026	18,610	28,991	29,857	58,848
Rivers	27,570	36,627	64,197	34,584	36,208	70,792	32,444	32,705	65,149	94,598	105,540	200,138
Sokoto	25,178	23,815	48,993	26,226	15,629	41,855	26,436	16,931	43,367	77,840	56,375	134,215
Taraba	11,504	11,461	22,965	11,654	10,031	21,685	11,023	9,354	20,377	34,181	30,846	65,027
Yobe	17,208	20,823	38,031	17,819	16,079	33,898	17,486	16,181	33,667	52,513	53,083	105,596
Zamfara	14,700	11,741	26,441	16,294	11,173	27,467	17,522	11,406	28,928	48,516	34,320	82,836
National	918,329	1,120,112	2,038,441	978,357	925,690	1,904,047	890,665	850,361	1,741,026	2,787,351	2,896,163	5,683,514

**Table 3. 18: Enrolment in Private Junior Secondary Schools by State, Class and Gender - 2021/2022**

STATE	JSS 1			JSS 2			JSS 3			BOTH		
	Male	Female	Total	Male	Female	Total	Male	Female	Total	Male	Female	Total
Abia	14,638	21,527	36,165	17,256	18,580	35,836	14,066	15,260	29,326	45,960	55,367	101,327
Adamawa	6,146	8,034	14,180	5,337	5,319	10,656	4,326	4,494	8,820	15,809	17,847	33,656
Akwa Ibom	10,267	14,621	24,888	12,529	12,804	25,333	9,302	9,937	19,239	32,098	37,362	69,460
Anambra	11,117	17,849	28,966	12,138	13,525	25,663	9,418	10,886	20,304	32,673	42,260	74,933
Bauchi	4,128	5,766	9,894	3,721	4,142	7,863	3,465	3,251	6,716	11,314	13,159	24,473
Bayelsa	3,974	5,332	9,306	4,903	5,347	10,250	3,369	3,728	7,097	12,246	14,407	26,653
Benue	17,862	22,195	40,057	17,168	16,563	33,731	16,161	15,347	31,508	51,191	54,105	105,296
Borno	6,259	8,533	14,792	5,816	5,636	11,452	4,851	4,858	9,709	16,926	19,027	35,953
Cross River	10,634	13,710	24,344	12,150	13,080	25,230	9,352	10,025	19,377	32,136	36,815	68,951
Delta	11,367	16,162	27,529	13,692	14,746	28,438	9,400	10,002	19,402	34,459	40,910	75,369
Ebonyi	9,430	14,057	23,487	9,638	10,333	19,971	8,613	8,671	17,284	27,681	33,061	60,742
Edo	9,521	13,163	22,684	11,482	12,284	23,766	8,754	9,353	18,107	29,757	34,800	64,557
Ekiti	4,385	5,232	9,617	5,126	5,220	10,346	3,126	3,367	6,493	12,637	13,819	26,456
Enugu	10,278	14,667	24,945	11,434	12,110	23,544	9,166	9,743	18,909	30,878	36,520	67,398
FCT	7,875	9,936	17,811	7,680	7,912	15,592	6,282	6,399	12,681	21,837	24,247	46,084
Gombe	3,706	4,522	8,228	3,311	3,176	6,487	2,737	2,615	5,352	9,754	10,313	20,067
Imo	9,207	14,263	23,470	10,116	10,670	20,786	8,144	8,708	16,852	27,467	33,641	61,108
Jigawa	1,119	1,198	2,317	932	778	1,710	885	643	1,528	2,936	2,619	5,555
Kaduna	15,172	20,102	35,274	15,321	15,184	30,505	13,462	14,058	27,520	43,955	49,344	93,299
Kano	10,509	12,366	22,875	14,497	9,504	24,001	11,814	9,124	20,938	36,820	30,994	67,814
Katsina	11,561	15,490	27,051	16,251	10,448	26,699	9,435	9,615	19,050	37,247	35,553	72,800
Kebbi	2,534	3,054	5,588	2,368	2,234	4,602	2,085	1,847	3,932	6,987	7,135	14,122
Kogi	7,666	9,912	17,578	7,440	7,526	14,966	6,914	7,091	14,005	22,020	24,529	46,549
Kwara	5,020	6,365	11,385	4,938	5,062	10,000	4,069	4,071	8,140	14,027	15,498	29,525
Lagos	36,780	47,559	84,339	45,371	46,384	91,755	35,571	37,268	72,839	117,722	131,211	248,933
Nasarawa	11,780	15,135	26,915	11,255	11,496	22,751	9,649	9,713	19,362	32,684	36,344	69,028
Niger	10,735	12,817	23,552	9,791	9,436	19,227	8,465	8,152	16,617	28,991	30,405	59,396
Ogun	20,441	26,598	47,039	26,893	29,157	56,050	20,436	22,112	42,548	67,770	77,867	145,637
Ondo	8,869	11,519	20,388	10,632	11,196	21,828	7,746	8,053	15,799	27,247	30,768	58,015
Osun	7,724	10,497	18,221	9,113	9,776	18,889	6,815	7,242	14,057	23,652	27,515	51,167
Oyo	14,927	18,537	33,464	17,936	18,159	36,095	13,815	14,468	28,283	46,678	51,164	97,842
Plateau	16,632	20,570	37,202	15,076	15,689	30,765	13,765	13,961	27,726	45,473	50,220	95,693
Rivers	15,545	18,841	34,386	16,652	18,228	34,880	13,707	14,983	28,690	45,904	52,052	97,956
Sokoto	1,986	2,433	4,419	1,906	1,699	3,605	1,787	1,525	3,312	5,679	5,657	11,336
Taraba	10,849	12,483	23,332	10,108	9,355	19,463	9,455	8,388	17,843	30,412	30,226	60,638
Yobe	2,545	3,620	6,165	2,363	2,630	4,993	2,147	2,312	4,459	7,055	8,562	15,617
Zamfara	3,026	3,436	6,462	2,959	2,640	5,599	2,332	2,085	4,417	8,317	8,161	16,478
National	366,214	482,101	848,315	405,299	408,028	813,327	324,886	333,355	658,241	1,096,399	1,223,484	2,319,883

**Table 3. 19: Enrolment in Public and Private Junior Secondary Schools by State, Class and Gender - 2021/2022**

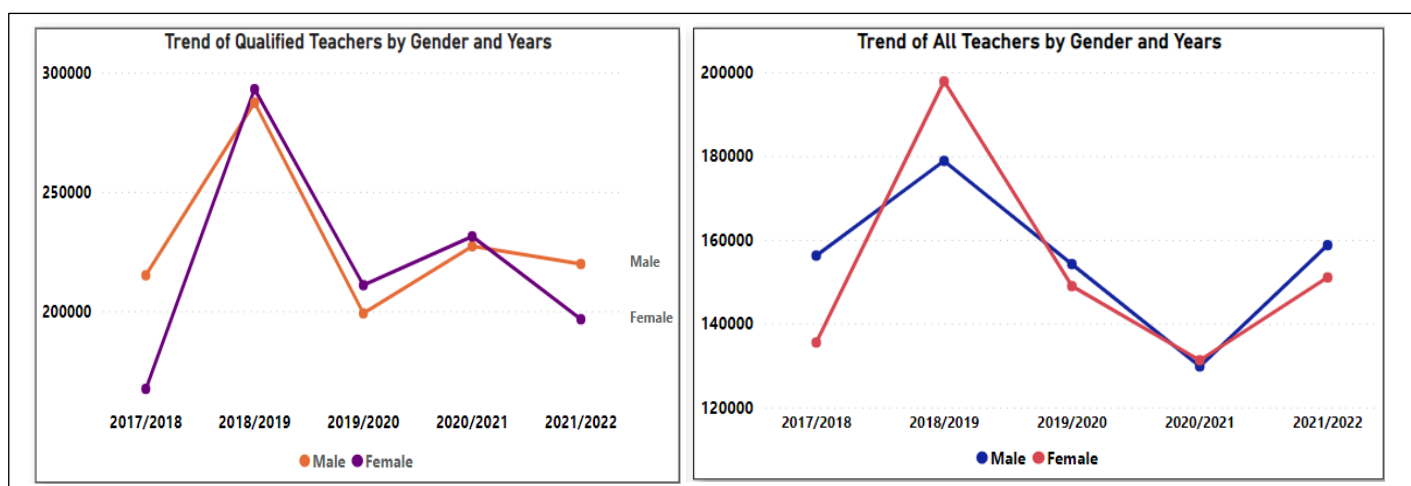
STATE	JSS 1			JSS 2			JSS 3			BOTH		
	Male	Female	Total	Male	Female	Total	Male	Female	Total	Male	Female	Total
Abia	19,453	29,263	48,716	22,241	24,582	46,823	18,763	20,821	39,584	60,457	74,666	135,123
Adamawa	32,581	35,397	67,978	32,350	28,340	60,690	30,314	26,847	57,161	95,245	90,584	185,829
Akwa Ibom	44,602	56,097	100,699	51,707	51,812	103,519	39,819	43,591	83,410	136,128	151,500	287,628
Anambra	23,847	35,911	59,758	26,869	29,509	56,378	22,900	25,539	48,439	73,616	90,959	164,575
Bauchi	39,464	46,862	86,326	35,348	33,177	68,525	37,949	32,545	70,494	112,761	112,584	225,345
Bayelsa	10,206	13,036	23,242	12,203	13,064	25,267	9,563	10,007	19,570	31,972	36,107	68,079
Benue	33,747	40,140	73,887	31,253	29,383	60,636	28,633	26,796	55,429	93,633	96,319	189,952
Borno	34,796	42,670	77,466	33,239	34,713	67,952	27,898	29,142	57,040	95,933	106,525	202,458
Cross River	19,582	25,342	44,924	23,033	24,170	47,203	20,877	20,147	41,024	63,492	69,659	133,151
Delta	33,974	46,647	80,621	40,167	41,784	81,951	30,660	32,845	63,505	104,801	121,276	226,077
Ebonyi	17,643	25,817	43,460	18,809	21,275	40,084	17,304	19,904	37,208	53,756	66,996	120,752
Edo	21,973	30,530	52,503	27,176	31,278	58,454	23,903	27,460	51,363	73,052	89,268	162,320
Ekiti	13,618	16,725	30,343	17,439	17,841	35,280	13,378	14,088	27,466	44,435	48,654	93,089
Enugu	20,041	30,123	50,164	22,937	24,693	47,630	18,873	20,912	39,785	61,851	75,728	137,579
FCT	28,876	36,898	65,774	28,362	31,164	59,526	26,530	27,957	54,487	83,768	96,019	179,787
Gombe	20,083	22,833	42,916	20,698	17,234	37,932	18,117	16,256	34,373	58,898	56,323	115,221
Imo	55,270	82,169	137,439	64,824	66,048	130,872	57,829	58,487	116,316	177,923	206,704	384,627
Jigawa	31,173	40,013	71,186	33,921	27,721	61,642	32,266	26,717	58,983	97,360	94,451	191,811
Kaduna	68,200	85,060	153,260	67,773	65,523	133,296	61,656	59,807	121,463	197,629	210,390	408,019
Kano	83,756	109,551	193,307	78,839	77,827	156,666	80,985	76,626	157,611	243,580	264,004	507,584
Katsina	76,982	99,767	176,749	79,598	59,114	138,712	65,325	56,551	121,876	221,905	215,432	437,337
Kebbi	33,466	30,120	63,586	32,423	26,048	58,471	30,401	22,610	53,011	96,290	78,778	175,068
Kogi	16,089	20,394	36,483	16,046	15,824	31,870	14,850	14,875	29,725	46,985	51,093	98,078
Kwara	24,508	29,795	54,303	25,423	24,656	50,079	24,568	24,144	48,712	74,499	78,595	153,094
Lagos	92,346	114,738	207,084	109,968	108,956	218,924	82,342	87,319	169,661	284,656	311,013	595,669
Nasarawa	24,011	28,397	52,408	23,751	22,781	46,532	23,014	22,002	45,016	70,776	73,180	143,956
Niger	41,964	42,221	84,185	38,754	32,905	71,659	38,458	33,801	72,259	119,176	108,927	228,103
Ogun	59,272	71,613	130,885	72,022	72,912	144,934	57,355	60,629	117,984	188,649	205,154	393,803
Ondo	26,294	35,880	62,174	31,435	34,111	65,546	25,433	26,515	51,948	83,162	96,506	179,668
Osun	21,651	29,852	51,503	24,761	26,210	50,971	20,788	21,511	42,299	67,200	77,573	144,773
Oyo	58,413	70,882	129,295	75,158	70,491	145,649	57,112	58,408	115,520	190,683	199,781	390,464
Plateau	26,551	32,190	58,741	24,564	24,900	49,464	23,349	22,987	46,336	74,464	80,077	154,541
Rivers	43,115	55,468	98,583	51,236	54,436	105,672	46,151	47,688	93,839	140,502	157,592	298,094
Sokoto	27,164	26,248	53,412	28,132	17,328	45,460	28,223	18,456	46,679	83,519	62,032	145,551
Taraba	22,353	23,944	46,297	21,762	19,386	41,148	20,478	17,742	38,220	64,593	61,072	125,665
Yobe	19,753	24,443	44,196	20,182	18,709	38,891	19,633	18,493	38,126	59,568	61,645	121,213
Zamfara	17,726	15,177	32,903	19,253	13,813	33,066	19,854	13,491	33,345	56,833	42,481	99,314
National	1,284,543	1,602,213	2,886,756	1,383,656	1,333,718	2,717,374	1,215,551	1,183,716	2,399,267	3,883,750	4,119,647	8,003,397

### 3.4 TEACHERS

This section presents statistics of Teachers in Public and Private Junior Secondary Schools. Table 3.20 present the National Summary on All Teachers and Qualified Teachers by Gender: 2017/2018-2021/2022. Figure 3.3 presents trends on All Teachers and Qualified Teachers by Gender: 2017/2018-2021/2022. Table 3.21 present the Number of Teachers by State and Gender: 2021/2022 academic session and Tables 3.22-3.25 present Number of All Teachers and Qualified Teachers by State and Gender: 2021/2022 academic session.

**Table 3. 20: National Summary on all teachers and qualified teachers in public and private Junior Secondary School Teachers by Gender: 2017/2018-2021/2022**

Year	All Teachers			Qualified Teachers		
	Male	Female	M+F	Male	Female	M+F
2017/2018	214,996	167,350	382346	156,248	135,513	291,761
2018/2019	287,382	293,030	580,412	178,831	197,813	367,146
2019/2020	199,026	210,845	409.871	154.201	148,959	303,160
2020/2021	184,790	181,863	366,653	129,800	131,264	261,064
2021/2022	219,744	196,547	416,291	158,724	151,023	309,747



**Figure 3. 4: Trend of Public and Private Junior Secondary School Teachers and Qualified Teachers by Year: 2017/2018 – 2021/2022**



**Table 3. 21: Number of Teachers in Public and Private Junior Secondary Schools by State and Gender - 2021/2022**

State	Public Teachers			Private Teachers			Total		
	Male	Female	Total	Male	Female	Total	Male	Female	Total
Abia	375	1,786	2,161	3,751	4,892	8,643	4,126	6,678	10,804
Adamawa	4,141	2,579	6,720	2,053	1,010	3,063	6,194	3,589	9,783
Akwa Ibom	2,193	2,861	5,054	2,830	2,316	5,146	5,023	5,177	10,200
Anambra	855	3,750	4,605	2,040	4,069	6,109	2,895	7,819	10,714
Bauchi	6,736	2,115	8,851	1,475	708	2,183	8,211	2,823	11,034
Bayelsa	896	972	1,868	1,813	1,376	3,189	2,709	2,348	5,057
Benue	3,603	1,912	5,515	5,470	2,009	7,479	9,073	3,921	12,994
*Borno	2,289	1,492	3,781	1,666	920	2,586	3,955	2,412	6,367
Cross River	2,201	1,725	3,926	3,285	2,387	5,672	5,486	4,112	9,598
Delta	1,670	4,128	5,798	3,206	3,983	7,189	4,876	8,111	12,987
Ebonyi	1,733	1,145	2,878	2,020	1,349	3,369	3,753	2,494	6,247
Edo	1,378	2,169	3,547	2,667	2,626	5,293	4,045	4,795	8,840
Ekiti	1,250	2,663	3,913	1,743	1,938	3,681	2,993	4,601	7,594
Enugu	1,010	3,903	4,913	2,030	3,075	5,105	3,040	6,978	10,018
FCT	2,842	3,950	6,792	3,887	3,197	7,084	6,729	7,147	13,876
Gombe	2,731	1,136	3,867	1,160	620	1,780	3,891	1,756	5,647
Imo	762	2,721	3,483	1,788	2,047	3,835	2,550	4,768	7,318
Jigawa	5,494	1,011	6,505	395	200	595	5,889	1,211	7,100
Kaduna	4,222	3,127	7,349	5,408	3,816	9,224	9,630	6,943	16,573
Kano	8,275	2,738	11,013	3,761	2,547	6,308	12,036	5,285	17,321
Katsina	4,456	1,194	5,650	2,768	876	3,644	7,224	2,070	9,294
Kebbi	2,131	1,072	3,203	784	364	1,148	2,915	1,436	4,351
Kogi	2,080	1,964	4,044	2,814	1,874	4,688	4,894	3,838	8,732
Kwara	4,167	5,284	9,451	2,194	2,055	4,249	6,361	7,339	13,700
Lagos	2,394	5,970	8,364	13,911	15,674	29,585	16,305	21,644	37,949
Nasarawa	3,145	1,721	4,866	4,166	2,759	6,925	7,311	4,480	11,791
Niger	3,105	1,927	5,032	3,764	2,946	6,710	6,869	4,873	11,742
Ogun	2,255	4,038	6,293	7,441	8,545	15,986	9,696	12,583	22,279
Ondo	1,998	3,169	5,167	3,557	3,288	6,845	5,555	6,457	12,012
Osun	2,028	3,015	5,043	3,031	3,214	6,245	5,059	6,229	11,288
Oyo	3,794	5,883	9,677	4,872	5,566	10,438	8,666	11,449	20,115
Plateau	2,338	1,396	3,734	5,867	3,588	9,455	8,205	4,984	13,189
Rivers	3,487	4,586	8,073	5,642	5,461	11,103	9,129	10,047	19,176
Sokoto	2,863	1,168	4,031	636	362	998	3,499	1,530	5,029
Taraba	2,355	1,137	3,492	3,645	1,509	5,154	6,000	2,646	8,646
Yobe	1,490	521	2,011	905	369	1,274	2,395	890	3,285
Zamfara	1,564	670	2,234	993	414	1,407	2,557	1,084	3,641
National	100,306	92,598	192,904	119,438	103,949	223,387	219,744	196,547	416,291

**Table 3. 22: Number of All Teachers and Qualified Teachers in Public Junior Secondary Schools by State and Gender - 2021/2022**

State	All Teachers			Qualified Teachers		
	Male	Female	Total	Male	Female	Total
Abia	375	1,786	2,161	304	1,643	1,947
Adamawa	4,141	2,579	6,720	3,185	2,166	5,351
Akwa Ibom	2,193	2,861	5,054	1,416	2,041	3,457
Anambra	855	3,750	4,605	559	3,097	3,656
Bauchi	6,736	2,115	8,851	6,043	1,920	7,963
Bayelsa	896	972	1,868	676	750	1,426
Benue	3,603	1,912	5,515	3,155	1,660	4,815
*Borno	2,289	1,492	3,781	1,836	1,271	3,107
Cross River	2,201	1,725	3,926	1,731	1,439	3,170
Delta	1,670	4,128	5,798	1,351	3,697	5,048
Ebonyi	1,733	1,145	2,878	1,552	1,042	2,594
Edo	1,378	2,169	3,547	813	1,602	2,415
Ekiti	1,250	2,663	3,913	1,091	2,447	3,538
Enugu	1,010	3,903	4,913	851	3,473	4,324
FCT	2,842	3,950	6,792	2,672	3,737	6,409
Gombe	2,731	1,136	3,867	2,223	995	3,218
Imo	762	2,721	3,483	687	2,505	3,192
Jigawa	5,494	1,011	6,505	4,707	851	5,558
Kaduna	4,222	3,127	7,349	3,000	2,326	5,326
Kano	8,275	2,738	11,013	6,939	2,198	9,137
Katsina	4,456	1,194	5,650	3,544	895	4,439
Kebbi	2,131	1,072	3,203	1,750	914	2,664
Kogi	2,080	1,964	4,044	1,793	1,757	3,550
Kwara	4,167	5,284	9,451	3,614	4,815	8,429
Lagos	2,394	5,970	8,364	2,090	5,380	7,470
Nasarawa	3,145	1,721	4,866	2,798	1,495	4,293
Niger	3,105	1,927	5,032	2,443	1,596	4,039
Ogun	2,255	4,038	6,293	1,909	3,516	5,425
Ondo	1,998	3,169	5,167	1,696	2,829	4,525
Osun	2,028	3,015	5,043	1,571	2,513	4,084
Oyo	3,794	5,883	9,677	3,236	5,212	8,448
Plateau	2,338	1,396	3,734	2,025	1,286	3,311
Rivers	3,487	4,586	8,073	2,400	3,416	5,816
Sokoto	2,863	1,168	4,031	2,440	989	3,429
Taraba	2,355	1,137	3,492	2,032	963	2,995
Yobe	1,490	521	2,011	1,229	404	1,633
Zamfara	1,564	670	2,234	1,292	612	1,904
National	100,306	92,598	192,904	82,653	79,452	162,105

**Table 3. 23: Number of All Teachers and Qualified Teachers in Private Junior Secondary Schools by State and Gender - 2021/2022**

State	All Teachers			Qualified Teachers		
	Male	Female	Total	Male	Female	Total
Abia	3,751	4,892	8,643	2,265	3,401	5,666
Adamawa	2,053	1,010	3,063	1,421	777	2,198
Akwa Ibom	2,830	2,316	5,146	1,689	1,531	3,220
Anambra	2,040	4,069	6,109	1,283	3,078	4,361
Bauchi	1,475	708	2,183	1,002	485	1,487
Bayelsa	1,813	1,376	3,189	940	812	1,752
Benue	5,470	2,009	7,479	4,116	1,544	5,660
Borno	1,666	920	2,586	1,099	674	1,773
Cross River	3,285	2,387	5,672	2,172	1,737	3,909
Delta	3,206	3,983	7,189	1,861	2,660	4,521
Ebonyi	2,020	1,349	3,369	1,357	948	2,305
Edo	2,667	2,626	5,293	1,536	1,602	3,138
Ekiti	1,743	1,938	3,681	941	1,228	2,169
Enugu	2,030	3,075	5,105	1,450	2,356	3,806
FCT	3,887	3,197	7,084	2,719	2,358	5,077
Gombe	1,160	620	1,780	726	407	1,133
Imo	1,788	2,047	3,835	1,235	1,540	2,775
Jigawa	395	200	595	261	126	387
Kaduna	5,408	3,816	9,224	3,293	2,566	5,859
Kano	3,761	2,547	6,308	2,486	1,885	4,371
Katsina	2,768	876	3,644	2,012	567	2,579
Kebbi	784	364	1,148	462	223	685
Kogi	2,814	1,874	4,688	1,626	1,291	2,917
Kwara	2,194	2,055	4,249	1,323	1,346	2,669
Lagos	13,911	15,674	29,585	8,224	10,375	18,599
Nasarawa	4,166	2,759	6,925	2,816	1,883	4,699
Niger	3,764	2,946	6,710	2,361	1,988	4,349
Ogun	7,441	8,545	15,986	4,397	5,452	9,849
Ondo	3,557	3,288	6,845	2,147	2,325	4,472
Osun	3,031	3,214	6,245	1,973	2,239	4,212
Oyo	4,872	5,566	10,438	3,232	3,971	7,203
Plateau	5,867	3,588	9,455	4,493	2,867	7,360
Rivers	5,642	5,461	11,103	3,154	3,525	6,679
Sokoto	636	362	998	458	275	733
Taraba	3,645	1,509	5,154	2,241	960	3,201
Yobe	905	369	1,274	638	267	905
Zamfara	993	414	1,407	662	302	964
<b>National</b>	<b>119,438</b>	<b>103,949</b>	<b>223,387</b>	<b>76,071</b>	<b>71,571</b>	<b>147,642</b>

**Table 3. 24: Number of All Teachers and Qualified Teachers in Public and Private Junior Secondary Schools by State and Gender - 2021/2022**

State	All Teachers			Qualified Teachers		
	Male	Female	Total	Male	Female	Total
Abia	4126	6678	10804	2569	5044	7613
Adamawa	6194	3589	9783	4606	2943	7549
Akwa Ibom	5023	5177	10200	3105	3572	6677
Anambra	2895	7819	10714	1842	6175	8017
Bauchi	8211	2823	11034	7045	2405	9450
Bayelsa	2709	2348	5057	1616	1562	3178
Benue	9073	3921	12994	7271	3204	10475
Borno	3955	2412	6367	2935	1945	4880
Cross River	5486	4112	9598	3903	3176	7079
Delta	4876	8111	12987	3212	6357	9569
Ebonyi	3753	2494	6247	2909	1990	4899
Edo	4045	4795	8840	2349	3204	5553
Ekiti	2993	4601	7594	2032	3675	5707
Enugu	3040	6978	10018	2301	5829	8130
FCT	6729	7147	13876	5391	6095	11486
Gombe	3891	1756	5647	2949	1402	4351
Imo	2550	4768	7318	1922	4045	5967
Jigawa	5889	1211	7100	4968	977	5945
Kaduna	9630	6943	16573	6293	4892	11185
Kano	12036	5285	17321	9425	4083	13508
Katsina	7224	2070	9294	5556	1462	7018
Kebbi	2915	1436	4351	2212	1137	3349
Kogi	4894	3838	8732	3419	3048	6467
Kwara	6361	7339	13700	4937	6161	11098
Lagos	16305	21644	37949	10314	15755	26069
Nasarawa	7311	4480	11791	5614	3378	8992
Niger	6869	4873	11742	4804	3584	8388
Ogun	9696	12583	22279	6306	8968	15274
Ondo	5555	6457	12012	3843	5154	8997
Osun	5059	6229	11288	3544	4752	8296
Oyo	8666	11449	20115	6468	9183	15651
Plateau	8205	4984	13189	6518	4153	10671
Rivers	9129	10047	19176	5554	6941	12495
Sokoto	3499	1530	5029	2898	1264	4162
Taraba	6000	2646	8646	4273	1923	6196
Yobe	2395	890	3285	1867	671	2538
Zamfara	2557	1084	3641	1954	914	2868
<b>National</b>	<b>219744</b>	<b>196547</b>	<b>416291</b>	<b>158724</b>	<b>151023</b>	<b>309747</b>

## FACILITIES:

This section presents statistics of facilities in junior secondary schools. This includes classroom and toilets, Tables 3.25 Present Number and Condition of Classrooms by State in Public and Private Junior Secondary School: 2021/2022. While Tables 3.26-3.28: present the Number of Useable Public and Private Toilets in Junior Secondary Schools by State and Gender: 2021/2022 academic session.

**Table 3. 25: Number and Condition of Classrooms in Junior Secondary School by State and Sector - 2021/2022**

State	Public			Private			TOTAL		
	Good Classrooms	Bad Classrooms	Total	Good Classrooms	Bad Classrooms	Total	Good Classrooms	Bad Classrooms	Total
Abia	576	507	1,083	3,783	223	4,006	4,359	730	5,089
Adamawa	1,423	1,034	2,457	1,063	121	1,184	2,486	1,155	3,641
Akwa Ibom	1,677	1,225	2,902	1,880	267	2,147	3,557	1,492	5,049
Anambra	1,246	656	1,902	2,407	161	2,568	3,653	817	4,470
Bauchi	1,653	1,460	3,113	646	89	735	2,299	1,549	3,848
Bayelsa	400	254	654	1,085	265	1,350	1,485	519	2,004
Benue	1,499	962	2,461	2,614	317	2,931	4,113	1,279	5,392
Borno	1,242	758	2,000	915	52	967	2,157	810	2,967
Cross River	897	705	1,602	1,930	212	2,142	2,827	917	3,744
Delta	1,643	1,023	2,666	2,961	147	3,108	4,604	1,170	5,774
Ebonyi	635	681	1,316	1,383	145	1,528	2,018	826	2,844
Edo	856	800	1,656	2,275	59	2,334	3,131	859	3,990
Ekiti	628	674	1,302	1,443	93	1,536	2,071	767	2,838
Enugu	1,021	5,649	6,670	1,832	208	2,040	2,853	5,857	8,710
FCT	1,290	821	2,111	2,479	51	2,530	3,769	872	4,641
Gombe	1,170	468	1,638	655	30	685	1,825	498	2,323
Imo	1,910	1,580	3,490	1,463	186	1,649	3,373	1,766	5,139
Jigawa	1,670	845	2,515	224	20	244	1,894	865	2,759
Kaduna	1,699	1,389	3,088	3,927	137	4,064	5,626	1,526	7,152
Kano	3,762	2,203	5,965	2,394	132	2,526	6,156	2,335	8,491
Katsina	1,738	1,087	2,825	1,223	97	1,320	2,961	1,184	4,145
Kebbi	1,081	899	1,980	430	33	463	1,511	932	2,443
Kogi	1,106	912	2,018	2,053	236	2,289	3,159	1,148	4,307
Kwara	1,209	1,275	2,484	1,494	84	1,578	2,703	1,359	4,062
Lagos	2,873	818	3,691	14,347	352	14,699	17,220	1,170	18,390
Nasarawa	865	830	1,695	2,813	211	3,024	3,678	1,041	4,719
Niger	1,421	943	2,364	2,450	71	2,521	3,871	1,014	4,885
Ogun	1,731	988	2,719	6,359	208	6,567	8,090	1,196	9,286
Ondo	1,239	1,374	2,613	2,531	300	2,831	3,770	1,674	5,444
Osun	1,481	740	2,221	2,244	102	2,346	3,725	842	4,567
Oyo	1,957	1,928	3,885	4,146	232	4,378	6,103	2,160	8,263
Plateau	830	633	1,463	2,535	449	2,984	3,365	1,082	4,447
Rivers	1,340	1,021	2,361	4,499	145	4,644	5,839	1,166	7,005
Sokoto	1,081	549	1,630	377	14	391	1,458	563	2,021
Taraba	850	721	1,571	1,757	297	2,054	2,607	1,018	3,625
Yobe	757	404	1,161	424	34	458	1,181	438	1,619
Zamfara	618	490	1,108	474	17	491	1,092	507	1,599
<b>National</b>	<b>49,074</b>	<b>39,306</b>	<b>88,380</b>	<b>87,515</b>	<b>5,797</b>	<b>93,312</b>	<b>136,589</b>	<b>45,103</b>	<b>181,692</b>

**Table 3. 26: Number of Public Toilets in Junior Secondary Schools by State and Gender - 2021/2022**

State	STUDENT TOILETS			TEACHERS TOILETS		
	Male	Female	Total	Male	Female	Total
Abia	132	194	326	85	99	184
Adamawa	411	503	914	250	228	478
Akwa-Ibom	394	488	882	281	284	565
Anambra	803	860	1663	199	320	519
Bauchi	585	607	1192	273	204	477
Bayelsa	279	292	571	118	128	246
Benue	797	729	1526	426	302	728
Borno	527	457	984	193	180	373
Cross-River	275	277	552	213	201	414
Delta	527	544	1071	386	459	845
Ebonyi	107	110	217	92	79	171
Edo	135	122	257	98	138	236
Ekiti	301	341	642	138	181	319
Enugu	294	254	548	137	161	298
Fct-Abuja	502	447	949	310	357	667
Gombe	300	269	569	196	158	354
Imo	130	146	276	102	118	220
Jigawa	1,009	934	1943	495	216	711
Kaduna	719	853	1572	374	328	702
Kano	2,619	2,297	4916	1,836	699	2,535
Katsina	1,456	1,576	3032	593	298	891
Kebbi	563	621	1184	264	193	457
Kogi	221	238	459	157	137	294
Kwara	211	237	448	224	255	479
Lagos	1,574	1,805	3379	783	922	1,705
Nasarawa	371	300	671	191	177	368
Niger	461	490	951	350	290	640
Ogun	598	628	1226	299	345	644
Ondo	455	610	1065	310	324	634
Osun	738	610	1348	456	679	1,135
Oyo	563	596	1159	566	494	1,060
Plateau	299	390	689	212	242	454
Rivers	365	449	814	351	384	735
Sokoto	403	442	845	307	175	482
Taraba	197	262	459	145	136	281
Yobe	301	334	635	134	98	232
Zamfara	279	339	618	196	118	314
National	19,901	20,651	40552	11,740	10,107	21,847

**Table 3. 27: Number of Private Toilets in Junior Secondary Schools by State and Gender - 2021/2022**

State	STUDENT TOILETS			TEACHERS TOILETS		
	Male	Female	Total	Male	Female	Total
Abia	1,565	1,527	3,092	628	653	1,281
Adamawa	566	558	1,124	253	215	468
Akwa-Ibom	1,140	1,049	2,189	470	491	961
Anambra	1,391	1,567	2,958	444	525	969
Bauchi	361	387	748	161	146	307
Bayelsa	465	488	953	201	225	426
Benue	1,445	1,410	2,855	573	492	1,065
Borno	557	493	1,050	230	244	474
Cross-River	868	813	1,681	440	424	864
Delta	1,851	1,787	3,638	732	730	1,462
Ebonyi	452	412	864	237	226	463
Edo	1,062	1,072	2,134	558	527	1,085
Ekiti	508	517	1,025	250	252	502
Enugu	733	743	1,476	278	308	586
Fct-Abuja	2,240	2,279	4,519	893	867	1,760
Gombe	500	475	975	160	175	335
Imo	705	711	1,416	293	298	591
Jigawa	146	122	268	56	44	100
Kaduna	2,463	2,599	5,062	1,093	1,071	2,164
Kano	1,340	1,318	2,658	662	593	1,255
Katsina	829	824	1,653	407	309	716
Kebbi	215	226	441	104	105	209
Kogi	914	816	1,730	452	458	910
Kwara	729	707	1,436	334	333	667
Lagos	7,453	7,511	14,964	3,045	3,062	6,107
Nasarawa	1,360	1,288	2,648	553	524	1,077
Niger	1,123	1,101	2,224	536	497	1,033
Ogun	3,787	3,741	7,528	1,788	1,738	3,526
Ondo	1,026	960	1,986	442	421	863
Osun	1,060	971	2,031	563	540	1,103
Oyo	2,104	2,147	4,251	1,144	1,058	2,202
Plateau	1,421	1,514	2,935	616	615	1,231
Rivers	2,492	2,616	5,108	1,164	1,118	2,282
Sokoto	255	262	517	100	114	214
Taraba	691	674	1,365	313	312	625
Yobe	265	289	554	124	117	241
Zamfara	260	333	593	124	115	239
National	46,342	46,307	92,649	20,421	19,942	40,363

**Table 3. 28: Number of Public and Private Toilets in Junior Secondary Schools by State and Gender - 2021/2022**

State	STUDENT TOILETS			TEACHERS TOILETS		
	Male	Female	Total	Male	Female	Total
Abia	1,697	1,721	3,418	713	752	1,465
Adamawa	977	1,061	2,038	503	443	946
Akwa-Ibom	1,534	1,537	3,071	751	775	1,526
Anambra	2,194	2,427	4,621	643	845	1,488
Bauchi	946	994	1,940	434	350	784
Bayelsa	744	780	1,524	319	353	672
Benue	2,242	2,139	4,381	999	794	1,793
Borno	1,084	950	2,034	423	424	847
Cross-River	1,143	1,090	2,233	653	625	1,278
Delta	2,378	2,331	4,709	1,118	1,189	2,307
Ebonyi	559	522	1,081	329	305	634
Edo	1,197	1,194	2,391	656	665	1,321
Ekiti	809	858	1,667	388	433	821
Enugu	1,027	997	2,024	415	469	884
Fct-Abuja	2,742	2,726	5,468	1,203	1,224	2,427
Gombe	800	744	1,544	356	333	689
Imo	835	857	1,692	395	416	811
Jigawa	1,155	1,056	2,211	551	260	811
Kaduna	3,182	3,452	6,634	1,467	1,399	2,866
Kano	3,959	3,615	7,574	2,498	1,292	3,790
Katsina	2,285	2,400	4,685	1,000	607	1,607
Kebbi	778	847	1,625	368	298	666
Kogi	1,135	1,054	2,189	609	595	1,204
Kwara	940	944	1,884	558	588	1,146
Lagos	9,027	9,316	18,343	3,828	3,984	7,812
Nasarawa	1,731	1,588	3,319	744	701	1,445
Niger	1,584	1,591	3,175	886	787	1,673
Ogun	4,385	4,369	8,754	2,087	2,083	4,170
Ondo	1,481	1,570	3,051	752	745	1,497
Osun	1,798	1,581	3,379	1,019	1,219	2,238
Oyo	2,667	2,743	5,410	1,710	1,552	3,262
Plateau	1,720	1,904	3,624	828	857	1,685
Rivers	2,857	3,065	5,922	1,515	1,502	3,017
Sokoto	658	704	1,362	407	289	696
Taraba	888	936	1,824	458	448	906
Yobe	566	623	1,189	258	215	473
Zamfara	539	672	1,211	320	233	553
National	66,243	66,958	133,201	32,161	30,049	62,210



**SPECIAL NEEDS:**

**Table 3. 29: Special Needs Children in Inclusive Public Junior Secondary Schools by State, Impairment Type and Gender: 2021/2022**

State	No of Sch.	Visual Impairment			Hearing Impairment			Physical Challenged			Mentally Challenged			Gifted/Talented			Others			Grand Total
		Male	Female	Total	Male	Female	Total	Male	Female	Total	Male	Female	Total	Male	Female	Total	Male	Female	Total	
Abia	267	44	46	90	9	5	14	35	21	56	11	6	17	168	189	357	43	80	123	657
Adamawa	502	66	61	127	188	116	304	116	70	186	44	30	74	466	376	842	79	51	130	1663
Akwa-Ibom	258	33	35	68	71	44	115	38	40	78	48	39	87	415	464	879	14	5	19	1246
Anambra	267	45	43	88	33	30	63	46	43	89	11	13	24	194	250	444	20	16	36	744
Bauchi	751	118	69	187	74	61	135	214	145	359	95	78	173	630	526	1156	140	87	227	2237
Bayelsa	161	8	4	12	2	1	3	8	15	23	0	1	1	53	71	124	1	9	10	173
Benue	580	46	38	84	67	49	116	85	54	139	27	17	44	423	338	761	62	44	106	1250
Borno	294	49	59	108	135	71	206	121	99	220	45	33	78	407	405	812	38	42	80	1504
Cross-River	325	5	5	10	25	27	52	16	13	29	14	8	22	222	262	484	49	40	89	686
Delta	436	59	34	93	81	33	114	71	40	111	21	14	35	209	221	430	25	73	98	881
Ebonyi	267	89	73	162	65	112	177	22	29	51	19	28	47	417	343	760	66	18	84	1281
Edo	305	24	22	46	16	30	46	21	26	47	6	3	9	60	92	152	25	42	67	367
Ekiti	200	17	18	35	10	7	17	25	22	47	28	12	40	86	88	174	32	63	95	408
Enugu	299	18	25	43	59	56	115	24	20	44	25	16	41	335	291	626	42	38	80	949
Fct-Abuja	184	59	58	117	9	19	28	52	55	107	7	5	12	258	229	487	7	13	20	771
Gombe	385	77	55	132	70	122	192	106	133	239	51	41	92	355	260	615	49	85	134	1404
Imo	292	34	19	53	618	597	1215	34	38	72	12	16	28	118	150	268	8	46	54	1690
Jigawa	606	270	204	474	218	175	393	271	161	432	138	95	233	871	720	1591	116	93	209	3332
Kaduna	435	59	32	91	41	43	84	179	141	320	22	24	46	317	290	607	62	40	102	1250
Kano	1218	259	223	482	945	299	1244	591	390	981	170	152	322	935	929	1864	149	148	297	5190
Katsina	353	221	153	374	159	119	278	306	213	519	103	69	172	413	373	786	89	31	120	2249
Kebbi	278	67	40	107	117	62	179	76	83	159	24	16	40	405	303	708	25	2	27	1220
Kogi	505	38	8	46	21	16	37	32	45	77	42	23	65	412	415	827	97	105	202	1254
Kwara	478	31	48	79	72	59	131	56	53	109	23	9	32	350	392	742	44	17	61	1154
Lagos	342	115	67	182	26	44	70	69	30	99	28	5	33	292	276	568	28	21	49	1001
Nasarawa	370	25	15	40	68	67	135	88	56	144	19	9	28	151	116	267	40	66	106	720
Niger	457	44	22	66	29	29	58	58	36	94	35	18	53	363	406	769	71	54	125	1165
Ogun	299	19	12	31	38	36	74	62	40	102	32	20	52	96	97	193	29	23	52	504
Ondo	303	29	19	48	0	2	2	47	31	78	12	0	12	242	333	575	37	50	87	802
Osun	396	17	32	49	21	25	46	31	33	64	25	23	48	129	153	282	31	20	51	540
Oyo	549	126	73	199	54	77	131	147	176	323	55	29	84	635	651	1286	85	78	163	2186
Plateau	323	16	13	29	48	48	96	59	48	107	10	11	21	175	174	349	57	18	75	677
Rivers	332	2	14	16	28	24	52	71	99	170	20	13	33	279	296	575	54	58	112	958
Sokoto	289	73	40	113	51	35	86	110	72	182	36	24	60	355	416	771	36	54	90	1302
Taraba	306	89	18	107	32	16	48	58	40	98	48	30	78	557	445	1002	65	42	107	1440
Yobe	134	39	33	72	56	30	86	87	70	157	22	16	38	136	140	276	27	34	61	690
Zamfara	175	62	29	91	74	39	113	113	79	192	38	25	63	232	118	350	43	43	86	895
<b>National</b>	<b>13921</b>	<b>2392</b>	<b>1759</b>	<b>4151</b>	<b>3630</b>	<b>2625</b>	<b>6255</b>	<b>3545</b>	<b>2759</b>	<b>6304</b>	<b>1366</b>	<b>971</b>	<b>2337</b>	<b>12161</b>	<b>11598</b>	<b>23759</b>	<b>1885</b>	<b>1749</b>	<b>3634</b>	<b>46440</b>

**Table 3. 30: Special Needs Children in Inclusive Private Junior Secondary Schools by State, Impairment Type and Gender: 2021/2022**

State	No of Sch.	Visual Impairment			Hearing Impairment			Physical Challenged			Mentally Challenged			Gifted/Talented			Others			Grand Total
		Male	Female	Total	Male	Female	Total	Male	Female	Total	Male	Female	Total	Male	Female	Total	Male	Female	Total	
Abia	1,073	163	121	284	61	62	123	160	110	270	94	72	166	1,328	1,334	2,662	210	216	426	3931
Adamawa	317	16	19	35	37	17	54	28	32	60	15	19	34	301	309	610	45	42	87	880
Akwa-Ibom	438	19	18	37	16	21	37	58	41	99	32	25	57	804	842	1,646	55	83	138	2014
Anambra	528	77	71	148	32	46	78	66	58	124	25	30	55	522	613	1,135	55	61	116	1656
Bauchi	206	27	18	45	9	4	13	20	36	56	14	10	24	190	228	418	22	18	40	596
Bayelsa	429	33	47	80	4	8	12	36	23	59	7	2	9	188	170	358	35	33	68	586
Benue	702	73	55	128	48	41	89	125	80	205	31	18	49	672	608	1,280	56	80	136	1887
Borno	215	26	26	52	15	11	26	46	54	100	11	20	31	223	221	444	79	39	118	771
Cross-River	546	48	52	100	31	14	45	51	71	122	26	30	56	694	734	1,428	62	81	143	1894
Delta	801	22	17	39	40	24	64	44	39	83	37	15	52	440	466	906	110	70	180	1324
Ebonyi	390	29	24	53	29	21	50	66	37	103	29	26	55	494	539	1,033	38	48	86	1380
Edo	682	21	29	50	18	20	38	25	18	43	30	10	40	194	236	430	49	47	96	697
Ekiti	462	36	35	71	47	39	86	29	54	83	34	44	78	275	331	606	64	94	158	1082
Enugu	492	11	23	34	31	25	56	30	21	51	19	14	33	542	680	1,222	51	75	126	1522
Fct-Abuja	679	13	11	24	18	12	30	28	36	64	45	8	53	359	415	774	81	69	150	1095
Gombe	196	16	21	37	4	6	10	13	8	21	29	9	38	264	252	516	3	15	18	640
Imo	402	21	26	47	32	16	48	23	41	64	31	9	40	416	544	960	54	35	89	1248
Jigawa	60	23	34	57	4	9	13	11	2	13	4	2	6	61	64	125	1	9	10	224
Kaduna	1,002	159	169	328	141	168	309	96	72	168	59	63	122	550	558	1,108	183	97	280	2315
Kano	685	55	44	99	27	38	65	78	82	160	30	24	54	624	671	1,295	95	82	177	1850
Katsina	340	30	43	73	20	18	38	80	48	128	35	17	52	365	377	742	34	41	75	1108
Kebbi	105	3	12	15	2	-	2	17	2	19	2	7	9	175	155	330	25	3	28	403
Kogi	558	37	30	67	10	9	19	37	19	56	13	12	25	725	678	1,403	148	145	293	1863
Kwara	481	8	10	18	9	16	25	30	6	36	5	8	13	390	400	790	30	46	76	958
Lagos	3,666	190	106	296	74	56	130	117	167	284	131	104	235	1,783	1,729	3,512	348	429	777	5234
Nasarawa	817	49	13	62	35	27	62	54	40	94	29	27	56	659	727	1,386	90	134	224	1884
Niger	763	57	37	94	50	44	94	63	31	94	16	13	29	504	550	1,054	113	117	230	1595
Ogun	1,644	42	19	61	66	38	104	51	39	90	8	11	19	789	802	1,591	74	150	224	2089
Ondo	767	24	25	49	27	15	42	39	22	61	45	34	79	568	512	1,080	93	81	174	1485
Osun	685	15	18	33	6	7	13	37	8	45	24	21	45	298	294	592	67	78	145	873
Oyo	1,134	83	37	120	45	33	78	52	68	120	19	23	42	885	816	1,701	86	122	208	2269
Plateau	845	67	59	126	37	38	75	105	62	167	31	20	51	532	480	1,012	112	124	236	1667
Rivers	1,282	100	89	189	43	51	94	56	38	94	32	19	51	762	812	1,574	129	105	234	2236
Sokoto	93	18	17	35	4	11	15	5	5	10	-	4	4	67	91	158	4	12	16	238
Taraba	553	128	58	186	40	42	82	52	40	92	19	24	43	637	616	1,253	105	122	227	1883
Yobe	109	23	15	38	8	19	27	36	34	70	12	11	23	146	149	295	14	13	27	480
Zamfara	149	10	6	16	13	8	21	31	23	54	18	8	26	161	168	329	20	5	25	471
<b>National</b>	<b>24296</b>	<b>1,772</b>	<b>1,454</b>	<b>3,226</b>	<b>1,133</b>	<b>1,034</b>	<b>2,167</b>	<b>1,895</b>	<b>1,567</b>	<b>3,462</b>	<b>1,041</b>	<b>813</b>	<b>1,854</b>	<b>18587</b>	<b>19,171</b>	<b>37758</b>	<b>2840</b>	<b>3021</b>	<b>5861</b>	<b>54328</b>

**Table 3. 31: Special Needs Children In Inclusive Public And Private Junior Secondary Schools By State, Impairment Type And Gender: 2021/2022**

State	No of Sch.	Visual Impairment			Hearing Impairment			Physical Challenged			Mentally Challenged			Gifted/Talented			Others			Grand Total
		Male	Female	Total	Male	Female	Total	Male	Female	Total	Male	Female	Total	Male	Female	Total	Male	Female	Total	
Abia	1,340	207	167	374	70	67	137	195	131	326	105	78	183	1,496	1,523	3,019	253	296	549	4588
Adamawa	819	82	80	162	225	133	358	144	102	246	59	49	108	767	685	1,452	124	93	217	2543
Akwa-Ibom	696	52	53	105	87	65	152	96	81	177	80	64	144	1,219	1,306	2,525	69	88	157	3260
Anambra	795	122	114	236	65	76	141	112	101	213	36	43	79	716	863	1,579	75	77	152	2400
Bauchi	957	145	87	232	83	65	148	234	181	415	109	88	197	820	754	1,574	162	105	267	2833
Bayelsa	590	41	51	92	6	9	15	44	38	82	7	3	10	241	241	482	36	42	78	759
Benue	1,282	119	93	212	115	90	205	210	134	344	58	35	93	1,095	946	2,041	118	124	242	3137
Borno	509	75	85	160	150	82	232	167	153	320	56	53	109	630	626	1,256	117	81	198	2275
Cross-River	871	53	57	110	56	41	97	67	84	151	40	38	78	916	996	1,912	111	121	232	2580
Delta	1,237	81	51	132	121	57	178	115	79	194	58	29	87	649	687	1,336	135	143	278	2205
Ebonyi	657	118	97	215	94	133	227	88	66	154	48	54	102	911	882	1,793	104	66	170	2661
Edo	987	45	51	96	34	50	84	46	44	90	36	13	49	254	328	582	74	89	163	1064
Ekiti	662	53	53	106	57	46	103	54	76	130	62	56	118	361	419	780	96	157	253	1490
Enugu	791	29	48	77	90	81	171	54	41	95	44	30	74	877	971	1,848	93	113	206	2471
Fct-Abuja	863	72	69	141	27	31	58	80	91	171	52	13	65	617	644	1,261	88	82	170	1866
Gombe	581	93	76	169	74	128	202	119	141	260	80	50	130	619	512	1,131	52	100	152	2044
Imo	694	55	45	100	650	613	1,263	57	79	136	43	25	68	534	694	1,228	62	81	143	2938
Jigawa	666	293	238	531	222	184	406	282	163	445	142	97	239	932	784	1,716	117	102	219	3556
Kaduna	1,437	218	201	419	182	211	393	275	213	488	81	87	168	867	848	1,715	245	137	382	3565
Kano	1,903	314	267	581	972	337	1,309	669	472	1,141	200	176	376	1,559	1,600	3,159	244	230	474	7040
Katsina	693	251	196	447	179	137	316	386	261	647	138	86	224	778	750	1,528	123	72	195	3357
Kebbi	383	70	52	122	119	62	181	93	85	178	26	23	49	580	458	1,038	50	5	55	1623
Kogi	1,063	75	38	113	31	25	56	69	64	133	55	35	90	1,137	1,093	2,230	245	250	495	3117
Kwara	959	39	58	97	81	75	156	86	59	145	28	17	45	740	792	1,532	74	63	137	2112
Lagos	4,008	305	173	478	100	100	200	186	197	383	159	109	268	2,075	2,005	4,080	376	450	826	6235
Nasarawa	1,187	74	28	102	103	94	197	142	96	238	48	36	84	810	843	1,653	130	200	330	2604
Niger	1,220	101	59	160	79	73	152	121	67	188	51	31	82	867	956	1,823	184	171	355	2760
Ogun	1,943	61	31	92	104	74	178	113	79	192	40	31	71	885	899	1,784	103	173	276	2593
Ondo	1,070	53	44	97	27	17	44	86	53	139	57	34	91	810	845	1,655	130	131	261	2287
Osun	1,081	32	50	82	27	32	59	68	41	109	49	44	93	427	447	874	98	98	196	1413
Oyo	1,683	209	110	319	99	110	209	199	244	443	74	52	126	1,520	1,467	2,987	171	200	371	4455
Plateau	1,168	83	72	155	85	86	171	164	110	274	41	31	72	707	654	1,361	169	142	311	2344
Rivers	1,614	102	103	205	71	75	146	127	137	264	52	32	84	1,041	1,108	2,149	183	163	346	3194
Sokoto	382	91	57	148	55	46	101	115	77	192	36	28	64	422	507	929	40	66	106	1540
Taraba	859	217	76	293	72	58	130	110	80	190	67	54	121	1,194	1,061	2,255	170	164	334	3323
Yobe	243	62	48	110	64	49	113	123	104	227	34	27	61	282	289	571	41	47	88	1170
Zamfara	324	72	35	107	87	47	134	144	102	246	56	33	89	393	286	679	63	48	111	1366
<b>National</b>	<b>38,217</b>	<b>4,164</b>	<b>3,213</b>	<b>7,377</b>	<b>4,763</b>	<b>3,659</b>	<b>8,422</b>	<b>5,440</b>	<b>4,326</b>	<b>9,766</b>	<b>2,407</b>	<b>1,784</b>	<b>4,191</b>	<b>3,0748</b>	<b>3,0769</b>	<b>6,1517</b>	<b>4,725</b>	<b>4,770</b>	<b>9,495</b>	<b>100,768</b>

**Table 3. 32: Number of Junior Secondary Schools that have Rules, Regulations and Guidelines covering the following aspects of School Well-being (SWB) for staff and learners**

STATE	Public						Private						G/Total					
	Physical Safety in		Stigma and		Grievance/disciplinary		Physical Safety in		Stigma and		Grievance/disciplinary		Physical Safety in		Stigma and		Grievance/disciplinary	
	YES	NO	YES	NO	YES	NO	YES	NO	YES	NO	YES	NO	YES	NO	YES	NO	YES	NO
Abia	171	96	96	171	148	119	839	234	525	548	729	344	1,010	330	621	719	877	463
Adamawa	241	261	136	366	216	286	232	85	132	185	197	120	473	346	268	551	413	406
Akwa-Ibom	167	91	109	149	173	85	355	83	250	188	320	118	522	174	359	337	493	203
Anambra	180	87	115	152	179	88	435	93	272	256	383	145	615	180	387	408	562	233
Bauchi	276	475	135	616	210	541	130	76	70	136	116	90	406	551	205	752	326	631
Bayelsa	102	59	60	101	88	73	348	81	213	216	296	133	450	140	273	317	384	206
Benue	322	258	192	388	274	306	502	200	308	394	460	242	824	458	500	782	734	548
Borno	196	98	96	198	167	127	181	34	88	127	143	72	377	132	184	325	310	199
Cross-River	219	106	134	191	224	101	487	59	321	225	435	111	706	165	455	416	659	212
Delta	272	164	157	279	256	180	663	138	406	395	595	206	935	302	563	674	851	386
Ebonyi	153	114	84	183	134	133	302	88	191	199	250	140	455	202	275	382	384	273
Edo	161	144	90	215	133	172	503	179	325	357	439	243	664	323	415	572	572	415
Ekiti	161	39	103	97	148	52	369	93	208	254	310	152	530	132	311	351	458	204
Enugu	219	80	152	147	216	83	389	103	278	214	350	142	608	183	430	361	566	225
Fct-Abuja	151	33	96	88	153	31	552	127	378	301	500	179	703	160	474	389	653	210
Gombe	209	176	115	270	180	205	154	42	98	98	138	58	363	218	213	368	318	263
Imo	176	116	102	190	158	134	286	116	153	249	232	170	462	232	255	439	390	304
Jigawa	244	362	93	513	159	447	43	17	22	38	36	24	287	379	115	551	195	471
Kaduna	306	129	173	262	277	158	872	130	560	442	774	228	1,178	259	733	704	1,051	386
Kano	766	452	334	884	597	621	505	180	269	416	409	276	1,271	632	603	1,300	1,006	897
Katsina	240	113	108	245	178	175	250	90	129	211	211	129	490	203	237	456	389	304
Kebbi	170	108	69	209	108	170	86	19	44	61	71	34	256	127	113	270	179	204
Kogi	333	172	175	330	270	235	439	119	288	270	402	156	772	291	463	600	672	391
Kwara	408	70	249	229	370	108	396	85	246	235	356	125	804	155	495	464	726	233
Lagos	298	44	202	140	277	65	2,899	767	1,910	1,756	2,597	1,069	3,197	811	2,112	1,896	2,874	1,134
Nasarawa	214	156	108	262	208	162	620	197	364	453	542	275	834	353	472	715	750	437
Niger	285	172	144	313	230	227	554	209	344	419	462	301	839	381	488	732	692	528
Ogun	252	47	151	148	236	63	1,375	269	874	770	1,205	439	1,627	316	1,025	918	1,441	502
Ondo	227	76	142	161	208	95	603	164	335	432	521	246	830	240	477	593	729	341
Osun	227	169	121	275	195	201	469	216	255	430	380	305	696	385	376	705	575	506
Oyo	403	146	228	321	357	192	911	223	556	578	801	333	1,314	369	784	899	1,158	525
Plateau	198	125	139	184	205	118	654	191	367	478	578	267	852	316	506	662	783	385
Rivers	235	97	150	182	217	115	1,045	237	687	595	956	326	1,280	334	837	777	1,173	441
Sokoto	176	113	67	222	131	158	71	22	39	54	60	33	247	135	106	276	191	191
Taraba	187	119	110	196	161	145	395	158	227	326	342	211	582	277	337	522	503	356
Yobe	80	54	38	96	58	76	83	26	39	70	71	38	163	80	77	166	129	114
Zamfara	98	77	41	134	79	96	107	42	54	95	85	64	205	119	95	229	164	160
National	8,723	5,198	4,814	9,107	7,578	6,343	19,104	5,192	11,825	12,471	16,752	7,544	27,827	10,390	16,639	21,578	24,330	13,887

**Table 3. 33: Number of Learners and staff that received/participated in School Health Well-being (SHWB) in Junior Secondary Schools: 2021/2022**

STATE	Public				Private				Both			
	Training on SHWB to Learners		Training on SHWB to Staff		Training on SHWB to Learners		Training on SHWB to Staff		Training on SHWB to Learners		Training on SHWB to Staff	
	Male	Female	Male	Female	Male	Female	Male	Female	Male	Female	Male	Female
Abia	2,503	4,141	97	314	10,900	12,021	1,069	1,400	13,403	16,162	1,166	1,714
Adamawa	4,385	4,498	286	221	2,908	2,993	279	211	7,293	7,491	565	432
Akwa-Ibom	9,970	12,540	205	233	8,217	9,049	751	757	18,187	21,589	956	990
Anambra	6,596	9,411	142	574	8,382	9,632	628	947	14,978	19,043	770	1,521
Bauchi	4,582	5,228	181	138	1,532	1,635	184	131	6,114	6,863	365	269
Bayelsa	2,475	3,051	137	160	3,270	3,547	521	619	5,745	6,598	658	779
Benue	6,556	6,334	332	201	11,041	10,943	913	588	17,597	17,277	1,245	789
Borno	4,733	6,483	339	238	2,234	2,483	198	211	6,967	8,966	537	449
Cross-River	5,994	6,520	267	217	7,254	7,352	702	590	13,248	13,872	969	807
Delta	7,041	8,160	215	346	9,345	10,338	921	1,216	16,386	18,498	1,136	1,562
Ebonyi	5,156	7,106	248	196	7,970	9,514	513	426	13,126	16,620	761	622
Edo	2,263	3,544	136	178	5,941	6,601	646	773	8,204	10,145	782	951
Ekiti	6,244	6,557	200	304	2,761	2,975	387	514	9,005	9,532	587	818
Enugu	5,631	7,190	244	419	7,160	7,850	580	691	12,791	15,040	824	1,110
Fct-Abuja	7,927	8,618	324	468	7,497	7,270	1,122	1,089	15,424	15,888	1,446	1,557
Gombe	3,618	3,805	173	158	2,247	1,850	231	249	5,865	5,655	404	407
Imo	7,544	8,521	127	380	5,019	7,197	342	479	12,563	15,718	469	859
Jigawa	3,479	2,885	174	112	305	339	53	27	3,784	3,224	227	139
Kaduna	7,890	10,882	284	259	11,174	12,327	1,473	1,416	19,064	23,209	1,757	1,675
Kano	10,868	14,604	610	310	4,304	5,395	685	615	15,172	19,999	1,295	925
Katsina	5,190	5,182	241	109	2,990	3,482	352	233	8,180	8,664	593	342
Kebbi	4,857	2,773	169	66	1,657	1,359	160	115	6,514	4,132	329	181
Kogi	4,268	4,311	268	266	5,161	5,314	527	490	9,429	9,625	795	756
Kwara	13,210	13,519	332	435	3,772	4,477	507	508	16,982	17,996	839	943
Lagos	12,527	15,445	282	499	27,134	28,874	3,490	4,030	39,661	44,319	3,772	4,529
Nasarawa	6,369	6,288	440	303	7,240	8,391	881	843	13,609	14,679	1,321	1,146
Niger	7,885	6,716	289	192	5,341	5,306	973	920	13,226	12,022	1,262	1,112
Ogun	12,286	12,125	247	320	19,081	20,777	2,125	2,460	31,367	32,902	2,372	2,780
Ondo	8,086	9,516	270	306	6,049	6,811	830	781	14,135	16,327	1,100	1,087
Osun	5,651	6,436	170	150	4,105	4,457	500	577	9,756	10,893	670	727
Oyo	19,432	22,230	443	558	11,704	13,589	1,424	1,576	31,136	35,819	1,867	2,134
Plateau	5,130	5,983	265	209	11,109	11,502	919	747	16,239	17,485	1,184	956
Rivers	11,283	12,203	325	358	12,983	14,421	1,736	2,008	24,266	26,624	2,061	2,366
Sokoto	2,256	2,303	192	123	1,097	895	79	39	3,353	3,198	271	162
Taraba	5,270	5,516	296	169	5,282	5,649	617	470	10,552	11,165	913	639
Yobe	894	1,260	59	49	645	734	74	56	1,539	1,994	133	105
Zamfara	1,299	1,457	115	49	786	905	146	126	2,085	2,362	261	175
<b>National</b>	<b>241,348</b>	<b>273,341</b>	<b>9,124</b>	<b>9,587</b>	<b>245,597</b>	<b>268,254</b>	<b>27,538</b>	<b>28,928</b>	<b>486,945</b>	<b>541,595</b>	<b>36,662</b>	<b>38,515</b>

**Table 3. 34: Number of Junior Secondary Schools that are Beneficiaries of the Agricultural Education Training Programme (AETP) by Level**

STATE	Public		Private		Both	
	YES	NO	YES	NO	YES	NO
Abia	22	245	57	1,016	79	1,261
Adamawa	45	457	24	293	69	750
Akwa-Ibom	28	230	44	394	72	624
Anambra	37	230	47	481	84	711
Bauchi	38	713	16	190	54	903
Bayelsa	10	151	76	353	86	504
Benue	24	556	35	667	59	1,223
Borno	41	253	25	190	66	443
Cross-River	47	278	95	451	142	729
Delta	23	413	72	729	95	1,142
Ebonyi	42	225	14	376	56	601
Edo	4	301	46	636	50	937
Ekiti	45	155	43	419	88	574
Enugu	34	265	78	414	112	679
Fct-Abuja	24	160	57	622	81	782
Gombe	25	360	23	173	48	533
Imo	18	274	25	377	43	651
Jigawa	75	531	8	52	83	583
Kaduna	46	389	151	851	197	1,240
Kano	116	1,102	83	602	199	1,704
Katsina	34	319	27	313	61	632
Kebbi	35	243	7	98	42	341
Kogi	51	454	40	518	91	972
Kwara	48	430	50	431	98	861
Lagos	55	287	296	3,370	351	3,657
Nasarawa	21	349	35	782	56	1,131
Niger	44	413	118	645	162	1,058
Ogun	23	276	172	1,472	195	1,748
Ondo	35	268	60	707	95	975
Osun	39	357	66	619	105	976
Oyo	49	500	155	979	204	1,479
Plateau	23	300	55	790	78	1,090
Rivers	30	302	115	1,167	145	1,469
Sokoto	37	252	5	88	42	340
Taraba	42	264	54	499	96	763
Yobe	11	123	23	86	34	209
Zamfara	14	161	19	130	33	291
<b>National</b>	<b>1,335</b>	<b>12,586</b>	<b>2,316</b>	<b>21,980</b>	<b>3,651</b>	<b>34,566</b>

## CHAPTER FOUR

### SENIOR SECONDARY EDUCATION

#### 4.0 Introduction

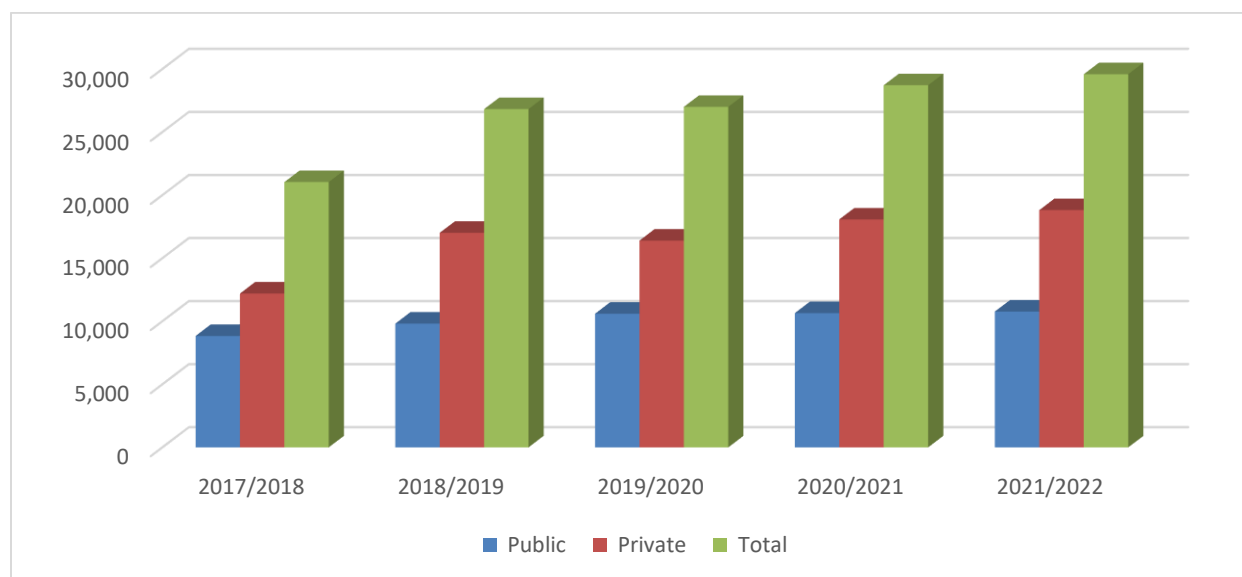
The senior secondary schools notably cover the second component of the 3-3 educational system, with a 3-year duration officially catering for learners within the age bracket of 15-17 years. In this chapter, we will strictly be looking at components and data generated from public and private schools of the level for 2021/2022 academic year from several indicators: - Enrolment by State, Gender, Age, Class, Location, Teacher by State, Gender, Location and availability/conditions of facilities (Classroom, Toilets).

#### 4.1 Number of Senior Secondary Schools

**Table 4.1** provides information on the number of schools in Nigeria for five academic years 2017/2018 to 2021/2022, while Figure 4.1 charts the trend, indicating progressive increase in number of schools from year 2017/2018 to 2021/2022.

**Table 4. 1: Number of Public and Private Senior Secondary Schools by Year: 2017/2018 - 2021/2022**

Year	Public	Private	Total
2017/2018	8,835	12,204	21,039
2018/2019	9,813	17,013	26,826
2019/2020	10,600	16,398	26,998
2020/2021	10,645	18,071	28,716
2021/2022	10,772	18,816	29,588



**Figure 4. 1: Number of Public and Private Senior Secondary School by Year: 2017/2018 - 2021/2022**

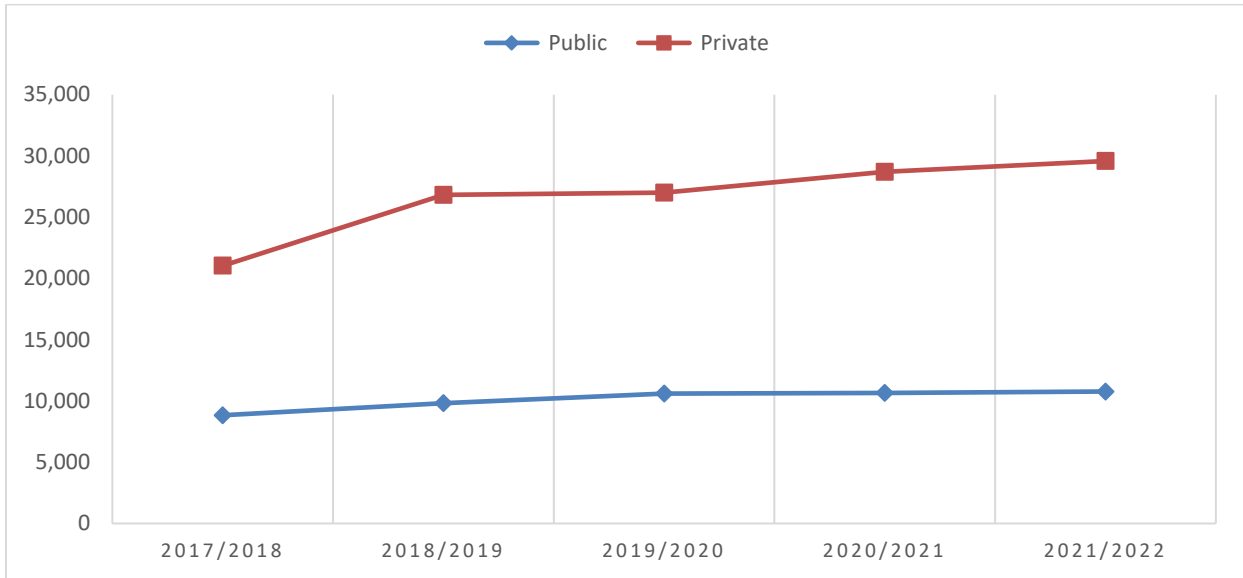


Fig 4.1a: Number of Public and Private Senior Secondary School by Year: 2017/2018 - 2021/2022

#### 4.1.1 Number of Public and Private Senior Secondary Schools by State: 2021/2022

**Table 4.2** shows the statistics on number of schools by state, location and school type for public, private schools and combined.



**Table 4. 2: Number of Public and Private Senior Secondary Schools by State and Location: 2021/2022**

State	Public			Private			Both		
	Rural	Urban	Total	Rural	Urban	Total	Rural	Urban	Total
Abia	225	25	250	314	366	680	539	391	930
Adamawa	249	145	394	38	82	120	287	227	514
Akwa Ibom	184	79	263	174	123	297	358	202	560
Anambra	140	126	266	306	380	686	446	506	952
Bauchi	151	72	223	121	138	259	272	210	482
Bayelsa	176	36	212	52	306	358	228	342	570
Benue	100	68	168	213	239	452	313	307	620
Borno*	30	38	68	194	859	1,053	224	897	1,121
Cross Rivers*	251	68	319	254	150	404	505	218	723
Delta	365	126	491	314	331	645	679	457	1,136
Ebonyi	352	91	443	188	68	256	540	159	699
Edo	123	174	297	340	456	796	463	630	1,093
Ekiti*	95	82	177	138	229	367	233	311	544
Enugu	294	40	334	264	131	395	558	171	729
FCT	40	42	82	11	37	48	51	79	130
Gombe	104	49	153	67	125	192	171	174	345
Imo	195	105	300	331	76	407	526	181	707
Jigawa	124	110	234	11	39	50	135	149	284
Kaduna	244	97	341	98	345	443	342	442	784
Kano	530	267	797	480	3,225	3,705	1,010	3,492	4,502
Katsina	178	73	251	45	98	143	223	171	394
Kebbi	115	75	190	3	26	29	118	101	219
Kogi*	241	44	285	144	87	231	385	131	516
Kwara	225	173	398	49	200	249	274	373	647
Lagos	61	270	331	256	562	818	317	832	1,149
Nasarawa	252	68	320	74	272	346	326	340	666
Niger	213	123	336	26	187	213	239	310	549
Ogun	169	165	334	858	975	1,833	1,027	1,140	2,167
Ondo	186	135	321	240	225	465	426	360	786
Osun	181	213	394	48	97	145	229	310	539
Oyo	231	343	574	264	757	1,021	495	1,100	1,595
Plateau	234	68	302	341	230	571	575	298	873
Rivers	232	68	300	185	367	552	417	435	852
Sokoto*	81	76	157	5	50	55	86	126	212
Taraba	189	65	254	134	209	343	323	274	597
Yobe	20	27	47	2	91	93	22	118	140
Zamfara	107	59	166	12	84	96	119	143	262
<b>National</b>	<b>6,887</b>	<b>3,885</b>	<b>10,772</b>	<b>6,594</b>	<b>12,222</b>	<b>18,816</b>	<b>13,481</b>	<b>16,107</b>	<b>29,588</b>

\*=2018 Data

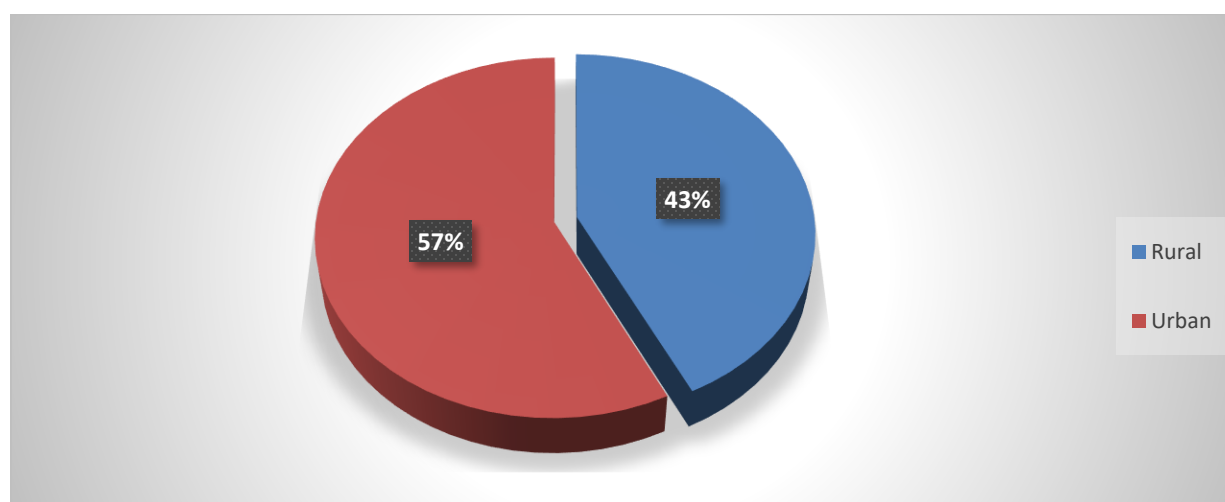
## 4.2 Enrolment for Public and Private Senior Secondary

### 4.2.1 National Summary of Public and Private Senior Secondary Schools Enrolment

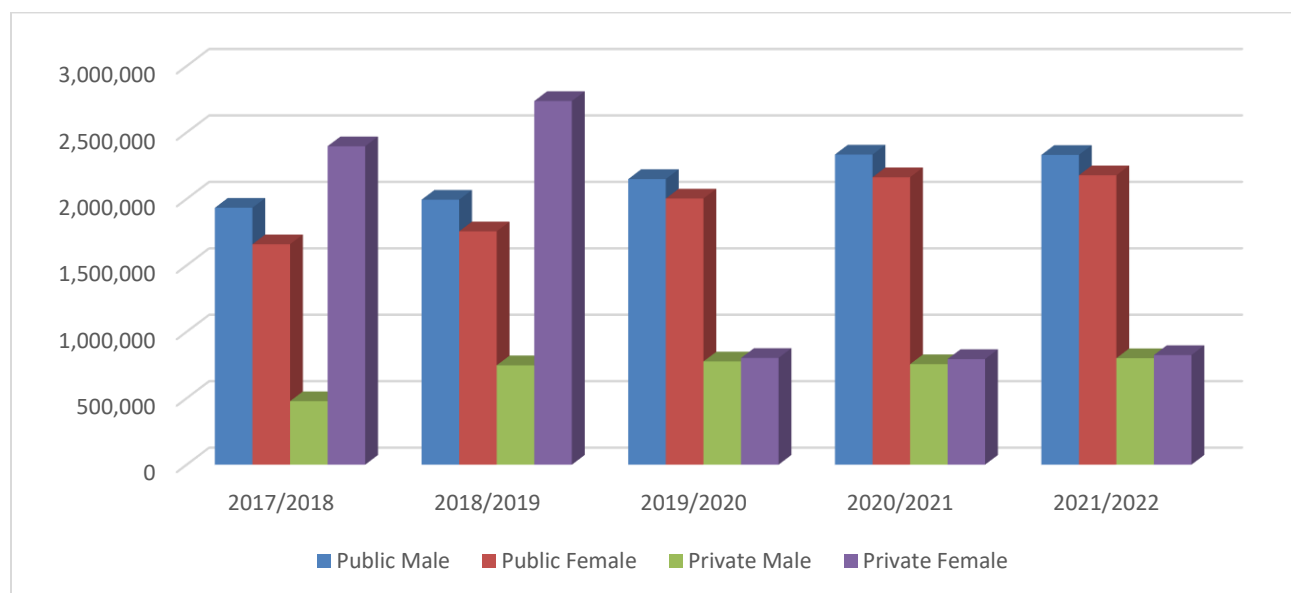
**Table 4.3** Represents the statistics on the enrolment of Public and Private Senior Secondary Schools and both for five academic years, 2017/2018 to 2021/2022, while Figure 4.2 charts the enrolment trend

**Table 4. 3: Enrolment in Public and Private Senior Secondary Schools by Sector and Gender: 2017/2018 - 2021/2022**

Year	Public			Private			Both		
	Male	Female	Total	Male	Female	Total	Male	Female	Total
2017/2018	1,933,160	1,658,334	462,840	477,797	2,396,000	2,136,131	2,410,957	4,054,334	2,598,971
2018/2019	1,993,709	1,755,507	742,534	747,717	2,736,243	2,503,224	2,741,426	4,491,750	3,245,758
2019/2020	2,149,236	2,002,479	4,151,715	776,639	802,790	1,579,429	2,925,875	2,805,269	5,731,144
2020/2021	2,333,670	2,162,835	4,496,505	755,871	794,458	1,550,329	3,089,541	2,957,293	6,046,834
2021/2022	2,331,201	2,177,364	4,508,565	801,631	824,452	1,626,083	3,132,832	3,001,816	6,134,648



**Figure 4. 2: Number of Public and Private Senior Secondary School by Year: 2017/2018 - 2021/2022**



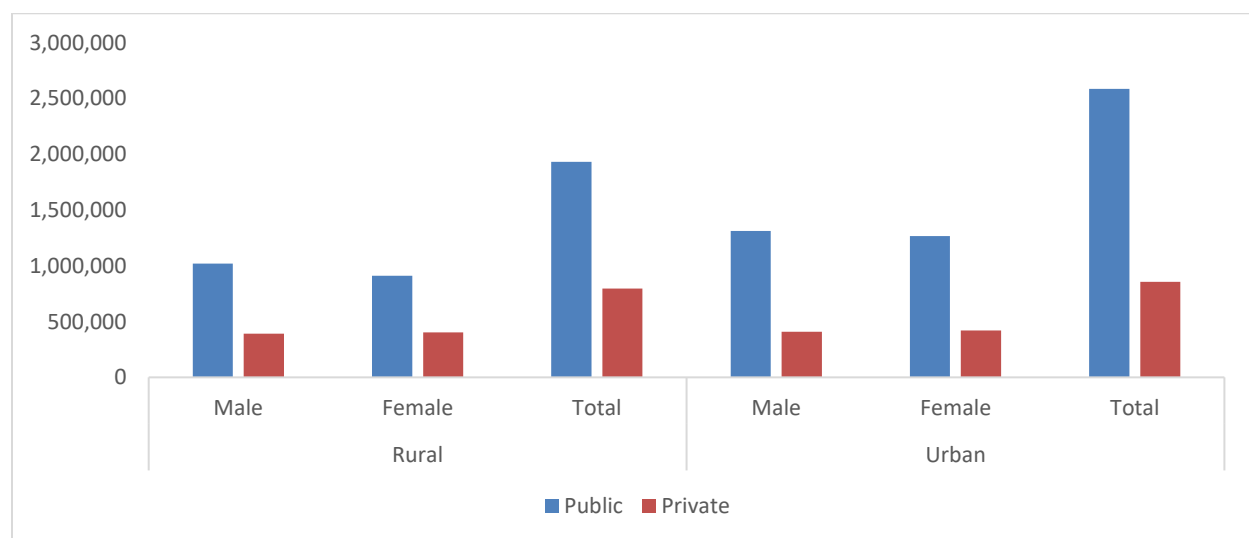
**Fig 4.2a: Number of Public and Private Senior Secondary School by Year: 2017/2018 - 2021/2022**

## 4.2.2: Enrolment by Location (Rural & Urban)

Table 4.4 indicates the enrolment for public and private Senior Secondary Schools by location and gender for the period under review. Figure 4.3 depicts the enrolment statistics by gender and location for public and private schools

**Table 4. 4: Enrolment in Public and Private Senior Secondary Schools by Location and Gender: 2021/2022**

Year	Rural			Urban			Both		
	Male	Female	Total	Male	Female	Total	Male	Female	Total
<b>Public</b>	1,019,946	911,745	1,931,691	1,311,255	1,265,619	2,584,874	2,331,201	2,177,364	4,508,565
<b>Private</b>	392,066	403,673	795,739	409,565	420,779	855,587	801,631	824,452	1,626,083
<b>Total</b>	1,412,012	1,315,418	2,727,430	1,720,820	1,686,398	3,440,461	3,132,832	3,001,816	6,134,648



**Figure 4. 3: Enrolment in Public and Private Senior Secondary Schools by Location and Gender: 2021/2022**

## 4.2.3 Enrolment in Public Senior Secondary Schools by State, Location and Gender

**Tables 4.5, 4.6 and 4.7** provide statistics on enrolment in public, private and combined public and private Senior Secondary Schools respectively by state, location, and gender

**Table 4. 5: Enrolment in Public Senior Secondary Schools by State, Location and Gender: 2021/2022**

State	Rural			Urban			Both		
	Male	Female	Total	Male	Female	Total	Male	Female	Total
Abia	17,540	21,784	39,324	4,419	7,082	11,501	21,959	28,866	50,825
Adamawa	28,606	23,284	51,890	11,511	12,991	24,502	40,117	36,275	76,392
Akwa Ibom	51,992	55,765	107,757	32,910	37,425	70,335	84,902	93,190	178,092
Anambra	12,404	14,720	27,124	23,902	30,366	54,268	36,306	45,086	81,392
Bauchi	21,663	17,215	38,878	19,347	15,986	35,333	41,010	33,201	74,211
Bayelsa	11,492	12,092	23,584	12,012	11,452	23,464	23,504	23,544	47,048
Benue	6047	5362	11,409	5134	4982	10116	11,181	10,344	21,525
Borno	7,852	7,727	15,579	37,785	26,540	64,325	45,637	34,267	79,904
Cross Rivers	12,874	12,462	25,336	5,656	6,955	12,611	18,530	19,417	37,947
Delta	28,023	30,007	58,030	35,343	37,768	73,111	63,366	67,775	131,141
Ebonyi	19,817	23,488	43,305	10,446	12,453	22,899	30,263	35,941	66,204
Edo	8,685	18,628	27,313	20,800	14,951	43,751	29,485	33,579	63,064
Ekiti	8,416	10,245	18,661	13,086	14,256	27,342	21,502	24,501	46,003
Enugu	19,542	25,012	44,554	9,487	11,930	21,417	29,029	36,942	65,971
FCT	14,458	14,409	28,867	25,200	31,680	56,880	39,658	46,089	85,747
Gombe	16,689	12,091	28,780	25,837	16,745	42,582	42,526	28,836	71,362
Imo	116,787	119,681	236,468	70,750	73,069	143,819	187,537	192,750	380,287
Jigawa	26,147	13,756	39,903	38,869	31,505	70,374	65,016	45,261	110,277
Kaduna	46,199	32,808	79,007	49,697	92,625	142,322	95,896	125,433	221,329
Kano	19,008	22,836	41,844	154,235	120,946	275,181	173,243	143,782	317,025
Katsina	62,045	35,828	97,873	59,973	44,470	104,443	122,018	80,298	202,316
Kebbi	32,393	16,479	48,872	40,506	25,678	66,184	72,899	42,157	115,056
Kogi	5,859	5,543	11,402	7,376	6,824	14,200	13,235	12,367	25,602
Kwara	48,740	55,866	104,606	115,330	110,918	226,248	164,070	166,784	330,854
Lagos	25,164	24,813	49,977	112,151	121,013	233,164	137,315	145,826	283,141
Nasarawa	28,810	20,472	49,282	12,639	12,190	24,829	41,449	32,662	74,111
Niger	52,241	29,845	82,086	44,642	41,708	86,350	96,883	71,553	168,436
Ogun	30,135	28,232	58,367	70,679	72,757	143,436	100,814	100,989	201,803
Ondo	28,277	30,673	58,950	21,749	21,011	42,760	50,026	51,684	101,710
Osun	23,295	25,084	48,379	10,493	10,530	21,023	33,788	35,614	69,402
Oyo	32,441	33,090	65,531	74,948	78,013	152,961	107,389	111,103	218,492
Platea	14,582	11,766	26,348	8,018	7,499	15,517	22,600	19,265	41,865
Rivers	63,543	61,878	125,421	36,467	42,615	79,082	100,010	104,493	204,503
Sokoto	31,451	12,940	44,391	34,119	26,524	60,643	65,570	39,464	105,034
Taraba	12,559	8,943	21,502	8,590	7,238	15,828	21,149	16,181	37,330
Yobe	9,048	7,791	16,839	21,046	6,809	27,855	30,094	14,600	44,694
Zamfara	25,122	9,130	34,252	26,103	18,115	44,218	51,225	27,245	78,470
National	1,019,946	911,745	1,931,691	1,311,255	1,265,619	2,584,874	2,331,201	2,177,364	4,508,565

**Table 4. 6: Enrolment in Private Senior Secondary Schools by State, Location and Gender: 2021/2022**

State	Rural			Urban			Both		
	Male	Female	Total	Male	Female	Total	Male	Female	Total
Abia	17,525	17,754	35,279	20,559	20,659	41,218	38,084	38,413	76,497
Adamawa	2,277	1,932	4,209	19,721	15,805	35,526	21,998	17,737	39,735
Akwa Ibom	27,654	28,683	56,337	10,892	11,457	22,349	38,546	40,140	78,686
Anambra	13,307	15,603	28,910	19,367	21,985	41,352	32,674	37,588	70,262
Bauchi	8,603	9,303	17,906	6,551	6,058	12,609	15,154	15,361	30,515
Bayelsa	1,070	1,135	2,205	6,846	7,705	14,551	7,916	8,840	16,756
Benue	13,540	12,807	26,347	12,988	11,958	24,946	26,528	24,765	51,293
Borno	7,852	7,727	15,579	2,075	1,737	3,812	9,927	9,464	19,391
Cross Rivers	23,854	23,896	47,750	13,847	13,797	27,644	37,701	37,693	75,394
Delta	12,646	13,158	25,804	24,519	26,654	51,173	37,165	39,812	76,977
Ebonyi	3,306	4,678	7,984	555	562	1,117	3,861	5,240	9,101
Edo	14,215	11,292	25,507	23,554	16,003	64,800	37,769	27,295	65,064
Ekiti	1,380	1,332	2,712	1,587	1,617	3,204	2,967	2,949	5,916
Enugu	13,075	15,021	28,096	7,780	9,071	16,851	20,855	24,092	44,947
FCT	207	471	678	1,155	1,793	2,948	1,362	2,264	3,626
Gombe	3,460	3,165	6,625	7,626	7,095	14,721	11,086	10,260	21,346
Imo	38,507	37,838	76,345	6,612	7,943	14,555	45,119	45,781	90,900
Jigawa	991	991	1,982	-642	-607	-1,249	349	384	733
Kaduna	2,502	2,505	5,007	14,924	15,138	30,062	17,426	17,643	35,069
Kano	19,008	22,836	41,844	1,465	1,769	3,234	20,473	24,605	45,078
Katsina	5,104	3,384	8,488	7,323	7,345	14,668	12,427	10,729	23,156
Kebbi	3,608	3,175	6,783	140	175	315	3,748	3,350	7,098
Kogi	4,340	5,165	9,505	10,082	17,750	27,832	14,422	22,915	37,337
Kwara	1,459	1,378	2,837	5,383	5,529	10,912	6,842	6,907	13,749
Lagos	42,098	45,876	87,974	32,549	32,106	64,655	74,647	77,982	152,629
Nasarawa	2,727	3,037	5,764	11,597	11,993	23,590	14,324	15,030	29,354
Niger	817	530	1,347	6,840	7,281	14,121	7,657	7,811	15,468
Ogun	47,237	50,475	97,712	52,679	56,584	109,263	99,916	107,059	206,975
Ondo	16,933	16,408	33,341	8,231	8,534	16,765	25,164	24,942	50,106
Osun	3,925	4,568	8,493	1,543	1,700	3,243	5,468	6,268	11,736
Oyo	9,270	9,720	18,990	22,414	24,144	46,558	31,684	33,864	65,548
Platea	15,299	13,898	29,197	12,010	11,203	23,213	27,309	25,101	52,410
Rivers	7,173	7,646	14,819	10,405	11,189	21,594	17,578	18,835	36,413
Sokoto	403	343	746	2,142	2,267	4,409	2,545	2,610	5,155
Taraba	6,248	5,321	11,569	8,610	9,107	17,717	14,858	14,428	29,286
Yobe	23	33	56	10,354	11,249	21,603	10,377	11,282	21,659
Zamfara	423	589	1,012	5,282	4,424	9,706	5,705	5,013	10,718
National	392,066	403,673	795,739	409,565	420,779	855,587	801,631	824,452	1,626,083

**Table 4. 7: Enrolment in Public and Private Senior Secondary Schools by State, Location and Gender: 2021/2022**

State	Rural			Urban			Both		
	Male	Female	Total	Male	Female	Total	Male	Female	Total
Abia	35,065	39,538	74,603	24,978	27,741	52,719	60,043	67,279	127,322
Adamawa	30,883	25,216	56,099	31,232	28,796	60,028	62,115	54,012	116,127
Akwa Ibom	79,646	84,448	164,094	43,802	48,882	92,684	123,448	133,330	256,778
Anambra	25,711	30,323	56,034	43,269	52,351	95,620	68,980	82,674	151,654
Bauchi	30,266	26,518	56,784	25,898	22,044	47,942	56,164	48,562	104,726
Bayelsa	12,562	13,227	25,789	18,858	19,157	38,015	31,420	32,384	63,804
Benue	19,587	18,169	37,756	18,122	16,940	35,062	37,709	35,109	72,818
Borno	15,704	15,454	31,158	39,860	28,277	68,137	55,564	43,731	99,295
Cross Rivers	36,728	36,358	73,086	19,503	20,752	40,255	56,231	57,110	113,341
Delta	40,669	43,165	83,834	59,862	64,422	124,284	100,531	107,587	208,118
Ebonyi	23,123	28,166	51,289	11,001	13,015	24,016	34,124	41,181	75,305
Edo	22,900	29,920	52,820	44,354	30,954	108,551	67,254	60,874	128,128
Ekiti	9,796	11,577	21,373	14,673	15,873	30,546	24,469	27,450	51,919
Enugu	32,617	40,033	72,650	17,267	21,001	38,268	49,884	61,034	110,918
FCT	14,665	14,880	29,545	26,355	33,473	59,828	41,020	48,353	89,373
Gombe	20,149	15,256	35,405	33,463	23,840	57,303	53,612	39,096	92,708
Imo	155,294	157,519	312,813	77,362	81,012	158,374	232,656	238,531	471,187
Jigawa	27,138	14,747	41,885	38,227	30,898	69,125	65,365	45,645	111,010
Kaduna	48,701	35,313	84,014	64,621	107,763	172,384	113,322	143,076	256,398
Kano	38,016	45,672	83,688	155,700	122,715	278,415	193,716	168,387	362,103
Katsina	67,149	39,212	106,361	67,296	51,815	119,111	134,445	91,027	225,472
Kebbi	36,001	19,654	55,655	40,646	25,853	66,499	76,647	45,507	122,154
Kogi	10,199	10,708	20,907	17,458	24,574	42,032	27,657	35,282	62,939
Kwara	50,199	57,244	107,443	120,713	116,447	237,160	170,912	173,691	344,603
Lagos	67,262	70,689	137,951	144,700	153,119	297,819	211,962	223,808	435,770
Nasarawa	31,537	23,509	55,046	24,236	24,183	48,419	55,773	47,692	103,465
Niger	53,058	30,375	83,433	51,482	48,989	100,471	104,540	79,364	183,904
Ogun	77,372	78,707	156,079	123,358	129,341	252,699	200,730	208,048	408,778
Ondo	45,210	47,081	92,291	29,980	29,545	59,525	75,190	76,626	151,816
Osun	27,220	29,652	56,872	12,036	12,230	24,266	39,256	41,882	81,138
Oyo	41,711	42,810	84,521	97,362	102,157	199,519	139,073	144,967	284,040
Platea	29,881	25,664	55,545	20,028	18,702	38,730	49,909	44,366	94,275
Rivers	70,716	69,524	140,240	46,872	53,804	100,676	117,588	123,328	240,916
Sokoto	31,854	13,283	45,137	36,261	28,791	65,052	68,115	42,074	110,189
Taraba	18,807	14,264	33,071	17,200	16,345	33,545	36,007	30,609	66,616
Yobe	9,071	7,824	16,895	31,400	18,058	49,458	40,471	25,882	66,353
Zamfara	25,545	9,719	35,264	31,385	22,539	53,924	56,930	32,258	89,188
<b>National</b>	<b>1,412,012</b>	<b>1,315,418</b>	<b>2,727,430</b>	<b>1,720,820</b>	<b>1,686,398</b>	<b>3,440,461</b>	<b>3,132,832</b>	<b>3,001,816</b>	<b>6,134,648</b>

## 4.2.4 Enrolment in Public and private Senior Secondary Schools by State, Age-Group and Gender

Tables 4.8, 4.9 and 4.10 indicate statistics of enrolment by state, age and gender for public, private, and combined public and private Senior Secondary Schools respectively

**Table 4. 8: Enrolment in Public Senior Secondary Schools by State, Age and Gender: 2021/2022**

State	Below 15 Years			15 -17 Years			Above 17 Years			Both		
	Male	Female	Total	Male	Female	Total	Male	Female	Total	Male	Female	Total
Abia	2,716	3,599	6,315	17,433	23,013	40,446	1,810	2,254	4,064	21,959	28,866	50,825
Adamawa	6,687	6,469	13,156	26,668	25,657	52,325	6,762	4,149	10,911	40,117	36,275	76,392
Akwa Ibom	17,171	17,943	35,114	63,857	71,770	135,627	3,874	3,477	7,351	84,902	93,190	178,092
Anambra	6,176	8,924	15,100	28,847	34,614	63,461	1,288	1,548	2,836	36,311	45,086	81,397
Bauchi	6,151	4,980	11,131	30,759	24,900	55,659	4,101	3,320	7,421	41,011	33,200	74,211
Bayelsa	3,526	3,532	7,058	17,628	17,658	35,286	2,350	2,354	4,704	23,504	23,544	47,048
Benue	1,678	1,552	3,230	8,385	7,758	16,143	1,118	1,034	2,152	11,181	10,344	21,525
Borno	3,498	2,732	6,230	32,052	25,580	57,632	10,087	5,955	16,042	45,637	34,267	79,904
Cross Rivers	750	789	1,539	16,107	16,830	32,937	1,673	1,798	3,471	18,530	19,417	37,947
Delta	9,240	10,252	19,492	49,449	52,877	102,326	4,677	4,646	9,323	63,366	67,775	131,141
Ebonyi	5,671	6,886	12,557	18,741	21,534	40,275	5,851	7,521	13,372	30,263	35,941	66,204
Edo	13,500	9,519	23,019	15,985	24,060	40,045	0	0	0	29,485	33,579	63,064
Ekiti	3,575	4,264	7,839	16,132	18,603	34,735	1,795	1,634	3,429	21,502	24,501	46,003
Enugu	1,423	2,411	3,834	24,098	29,458	53,556	3,849	3,926	7,775	29,370	35,795	65,165
FCT	8,257	10,583	18,840	27,816	31,481	59,297	3,585	4,025	7,610	39,658	46,089	85,747
Gombe	2,475	1,632	4,107	29,962	22,512	52,474	10,089	4,692	14,781	42,526	28,836	71,362
Imo	21,324	21,838	43,162	124,961	128,640	253,601	41,252	42,272	83,524	187,537	192,750	380,287
Jigawa	13,300	11,587	24,887	46,907	30,738	77,645	4,809	2,936	7,745	65,016	45,261	110,277
Kaduna	8,582	12,571	21,153	69,518	69,410	138,928	17,796	43,452	61,248	95,896	125,433	221,329
Kano	7,909	6,236	14,145	137,964	119,491	257,455	27,370	18,055	45,425	173,243	143,782	317,025
Katsina	8,431	5,982	14,413	89,215	62,535	151,750	24,372	11,781	36,153	122,018	80,298	202,316
Kebbi	5,561	4,227	9,788	51,818	29,622	81,440	15,520	8,308	23,828	72,899	42,157	115,056
Kogi	1,983	1,855	3,838	9,927	9,276	19,203	1,324	1,237	2,561	13,234	12,368	25,602
Kwara	19,754	26,048	45,802	59,208	129,670	188,878	85,108	11,066	96,174	164,070	166,784	330,854
Lagos	58,122	58,500	116,622	79,193	87,326	166,519	0	0	0	137,315	145,826	283,141
Nasarawa	2,104	1,651	3,755	37,241	29,360	66,601	2,104	1,651	3,755	41,449	32,662	74,111
Niger	8,886	8,126	17,012	70,550	52,013	122,563	17,447	11,414	28,861	96,883	71,553	168,436
Ogun	15,771	16,931	32,702	72,434	72,844	145,278	12,609	11,214	23,823	100,814	100,989	201,803
Ondo	17,048	18,026	35,074	32,978	33,658	66,636	0	0	0	50,026	51,684	101,710
Osun	5,498	6,426	11,924	24,245	25,362	49,607	4,045	3,826	7,871	33,788	35,614	69,402
Oyo	16,161	17,137	33,298	77,414	80,658	158,072	13,814	13,308	27,122	107,389	111,103	218,492
Plateau	2,269	2,374	4,643	16,278	13,823	30,101	4,053	3,068	7,121	22,600	19,265	41,865
Rivers	20,118	24,091	44,209	70,418	69,984	140,402	9,474	10,418	19,892	100,010	104,493	204,503
Sokoto	4,641	2,972	7,613	46,817	30,695	77,512	14,112	5,797	19,909	65,570	39,464	105,034
Taraba	2,374	2,064	4,438	16,058	12,088	28,146	2,717	2,029	4,746	21,149	16,181	37,330
Yobe	2,442	65	2,507	24,250	11,474	35,724	3,402	3,061	6,463	30,094	14,600	44,694
Zamfara	3,922	2,277	6,199	37,681	20,947	58,628	9,622	4,021	13,643	51,225	27,245	78,470
<b>National</b>	<b>338,694</b>	<b>347,051</b>	<b>685,745</b>	<b>1,618,994</b>	<b>1,567,919</b>	<b>3,186,913</b>	<b>373,859</b>	<b>261,247</b>	<b>635,106</b>	<b>2,331,547</b>	<b>2,176,217</b>	<b>4,507,764</b>

**Table 4. 9: Enrolment in Private Senior Secondary Schools by State, Age and Gender: 2021/2022**

State	Below 15 Years			15 -17 Years			Above 17 Years			Both		
	Male	Female	Total	Male	Female	Total	Male	Female	Total	Male	Female	Total
Abia	4,864	4,874	9,738	30,444	30,663	61,107	2,776	2,876	5,652	38,084	38,413	76,497
Adamawa	3,745	3,235	6,980	16,887	13,078	29,965	1,366	1,424	2,790	21,998	17,737	39,735
Akwa Ibom	8,848	9,467	18,315	26,412	27,327	53,739	3,286	3,346	6,632	38,546	40,140	78,686
Anambra	6,134	6,936	13,070	22,046	25,411	47,457	4,494	5,241	9,735	32,674	37,588	70,262
Bauchi	1,574	1,580	3,154	10,726	10,756	21,482	2,854	3,025	5,879	15,154	15,361	30,515
Bayelsa	1,229	1,426	2,655	6,214	6,962	13,176	473	452	925	7,916	8,840	16,756
Benue	3,979	3,715	7,694	19,896	18,573	38,469	2,653	2,477	5,130	26,528	24,765	51,293
Borno	1,042	1,238	2,280	7,474	7,116	14,590	1,411	1,110	2,521	9,927	9,464	19,391
Cross Rivers	1,777	1,784	3,561	34,151	34,103	68,254	1,773	1,806	3,579	37,701	37,693	75,394
Delta	8,345	8,990	17,335	27,366	29,378	56,744	1,454	1,444	2,898	37,165	39,812	76,977
Ebonyi	809	927	1,736	2,336	3,487	5,823	716	826	1,542	3,861	5,240	9,101
Edo	15,400	5,432	20,832	22,271	21,761	44,032	98	102	200	37,769	27,295	65,064
Ekiti	1,008	875	1,883	1,771	1,896	3,667	188	178	366	2,967	2,949	5,916
Enugu	991	1,901	2,892	25,668	32,054	57,722	2,370	2,987	5,357	29,029	36,942	65,971
FCT	341	814	1,155	991	1,419	2,410	30	31	61	1,362	2,264	3,626
Gombe	810	1,069	1,879	8,648	8,248	16,896	1,628	943	2,571	11,086	10,260	21,346
Imo	5,155	5,201	10,356	30,188	30,418	60,606	9,776	10,162	19,938	45,119	45,781	90,900
Jigawa	18	29	47	331	355	686	0	0	0	349	384	733
Kaduna	2,681	3,094	5,775	13,010	13,092	26,102	1,735	1,457	3,192	17,426	17,643	35,069
Kano	3,443	3,322	6,765	12,707	17,171	29,878	4,323	4,112	8,435	20,473	24,605	45,078
Katsina	1,081	1,135	2,216	9,728	8,300	18,028	1,618	1,294	2,912	12,427	10,729	23,156
Kebbi	480	436	916	2,821	2,402	5,223	447	512	959	3,748	3,350	7,098
Kogi	443	542	985	13,177	21,408	34,585	802	965	1,767	14,422	22,915	37,337
Kwara	1,946	2,183	4,129	4,619	4,472	9,091	277	252	529	6,842	6,907	13,749
Lagos	11,548	5,526	17,074	60,886	70,013	130,899	2,213	2,443	4,656	74,647	77,982	152,629
Nasarawa	721	754	1,475	12,882	13,522	26,404	721	754	1,475	14,324	15,030	29,354
Niger	1,005	1,032	2,037	5,582	5,772	11,354	1,070	1,007	2,077	7,657	7,811	15,468
Ogun	23,439	25,839	49,278	75,212	79,913	155,125	1,265	1,307	2,572	99,916	107,059	206,975
Ondo	8,306	8,067	16,373	16,858	16,875	33,733	0	0	0	25,164	24,942	50,106
Osun	960	1,227	2,187	3,937	4,433	8,370	571	608	1,179	5,468	6,268	11,736
Oyo	6,789	7,682	14,471	21,933	23,061	44,994	2,962	3,121	6,083	31,684	33,864	65,548
Platea	2175	1992	4167	23849	21944	45793	1285	1165	2450	27309	25101	52410
Rivers	4,757	5,335	10,092	12,010	12,676	24,686	811	824	1,635	17,578	18,835	36,413
Sokoto	369	403	772	2,050	2,070	4,120	126	137	263	2,545	2,610	5,155
Taraba	2,722	2,109	4,831	10,848	11,131	21,979	1,288	1,188	2,476	14,858	14,428	29,286
Yobe	410	579	989	9,342	9,682	19,024	625	1,021	1,646	10,377	11,282	21,659
Zamfara	749	622	1,371	4,072	3,589	7,661	884	802	1,686	5,705	5,013	10,718
<b>National</b>	<b>140,093</b>	<b>131,372</b>	<b>271,465</b>	<b>609,343</b>	<b>644,531</b>	<b>1,253,874</b>	<b>60,369</b>	<b>61,399</b>	<b>121,768</b>	<b>809,805</b>	<b>837,302</b>	<b>1,647,107</b>



**Table 4. 10: Enrolment in Public and Private Senior Secondary Schools by State, Age and Gender: 2021/2022**

State	Below 15 Years			15 -17 Years			Above 17 Years			Both		
	Male	Female	Total	Male	Female	Total	Male	Female	Total	Male	Female	Total
Abia	7,580	8,473	16,053	47,877	53,676	101,553	4,586	5,130	9,716	60,043	67,279	127,322
Adamawa	10,432	9,704	20,136	43,555	38,735	82,290	8,128	5,573	13,701	62,115	54,012	116,127
Akwa Ibom	26,019	27,410	53,429	90,269	99,097	189,366	7,160	6,823	13,983	123,448	133,330	256,778
Anambra	12,310	15,860	28,170	50,893	60,025	110,918	5,782	6,789	12,571	68,985	82,674	151,659
Bauchi	7,725	6,560	14,285	41,485	35,656	77,141	6,955	6,345	13,300	56,165	48,561	104,726
Bayelsa	4,755	4,958	9,713	23,842	24,620	48,462	2,823	2,806	5,629	31,420	32,384	63,804
Benue	5,657	5,267	10,924	28,281	26,331	54,612	3,771	3,511	7,282	37,709	35,109	72,818
Borno	4,540	3,970	8,510	39,526	32,696	72,222	11,498	7,065	18,563	55,564	43,731	99,295
Cross Rivers	2,527	2,573	5,100	50,258	50,933	101,191	3,446	3,604	7,050	56,231	57,110	113,341
Delta	17,585	19,242	36,827	76,815	82,255	159,070	6,131	6,090	12,221	100,531	107,587	208,118
Ebonyi	6,480	7,813	14,293	21,077	25,021	46,098	6,567	8,347	14,914	34,124	41,181	75,305
Edo	28,900	14,951	43,851	38,256	45,821	84,077	98	102	200	67,254	60,874	128,128
Ekiti	4,583	5,139	9,722	17,903	20,499	38,402	1,983	1,812	3,795	24,469	27,450	51,919
Enugu	520	549	1,069	19,586	22,732	42,318	749	811	1,560	20,855	24,092	44,947
FCT	8,598	11,397	19,995	28,807	32,900	61,707	3,615	4,056	7,671	41,020	48,353	89,373
Gombe	3,285	2,701	5,986	38,610	30,760	69,370	11,717	5,635	17,352	53,612	39,096	92,708
Imo	26,479	27,039	53,518	155,149	159,058	314,207	51,028	52,434	103,462	232,656	238,531	471,187
Jigawa	13,318	11,616	24,934	47,238	31,093	78,331	4,809	2,936	7,745	65,365	45,645	111,010
Kaduna	11,263	15,665	26,928	82,528	82,502	165,030	19,531	44,909	64,440	113,322	143,076	256,398
Kano	11,352	9,558	20,910	150,671	136,662	287,333	31,693	22,167	53,860	193,716	168,387	362,103
Katsina	9,512	7,117	16,629	98,943	70,835	169,778	25,990	13,075	39,065	134,445	91,027	225,472
Kebbi	6,041	4,663	10,704	54,639	32,024	86,663	15,967	8,820	24,787	76,647	45,507	122,154
Kogi	2,426	2,397	4,823	23,104	30,684	53,788	2,126	2,202	4,328	27,656	35,283	62,939
Kwara	21,700	28,231	49,931	63,827	134,142	197,969	85,385	11,318	96,703	170,912	173,691	344,603
Lagos	69,670	64,026	133,696	140,079	157,339	297,418	2,213	2,443	4,656	211,962	223,808	435,770
Nasarawa	2,825	2,405	5,230	50,123	42,882	93,005	2,825	2,405	5,230	55,773	47,692	103,465
Niger	9,891	9,158	19,049	76,132	57,785	133,917	18,517	12,421	30,938	104,540	79,364	183,904
Ogun	39,210	42,770	81,980	147,646	152,757	300,403	13,874	12,521	26,395	200,730	208,048	408,778
Ondo	25,354	26,093	51,447	49,836	50,533	100,369	0	0	0	75,190	76,626	151,816
Osun	6,458	7,653	14,111	28,182	29,795	57,977	4,616	4,434	9,050	39,256	41,882	81,138
Oyo	22,950	24,819	47,769	99,347	103,719	203,066	16,776	16,429	33,205	139,073	144,967	284,040
Platea	4,444	4,366	8,810	40,127	35,767	75,894	5,338	4,233	9,571	49,909	44,366	94,275
Rivers	24,875	29,426	54,301	82,428	82,660	165,088	10,285	11,242	21,527	117,588	123,328	240,916
Sokoto	5,010	3,375	8,385	48,867	32,765	81,632	14,238	5,934	20,172	68,115	42,074	110,189
Taraba	5,096	4,173	9,269	26,906	23,219	50,125	4,005	3,217	7,222	36,007	30,609	66,616
Yobe	2,852	644	3,496	33,592	21,156	54,748	4,027	4,082	8,109	40,471	25,882	66,353
Zamfara	4,671	2,899	7,570	41,753	24,536	66,289	10,506	4,823	15,329	56,930	32,258	89,188
<b>National</b>	<b>476,893</b>	<b>474,660</b>	<b>951,553</b>	<b>2,198,157</b>	<b>2,173,670</b>	<b>4,371,827</b>	<b>428,758</b>	<b>316,544</b>	<b>745,302</b>	<b>3,103,808</b>	<b>2,964,874</b>	<b>6,068,682</b>

## 4.2.5 Enrolment in Public, private and combined Senior Secondary Schools by State, Age and Gender

Tables 4.11, 4.12 and 4.13 present statistics of enrolment by state, age and gender for public, private, and combined public and private Senior Secondary Schools respectively.

**Table 4. 11: Enrolment in Public Senior Secondary Schools by State, Age and Gender: 2021/2022**

State	Below 15 Years		15 Years		16 Years		17 Years		Above 17 Years		Both		
	Male	Female	Male	Female	Male	Female	Male	Female	Male	Female	Male	Female	Total
Abia	2,716	3,599	6,221	8,375	6,630	8,786	4,582	5,852	1,810	2,254	21,959	28,866	50,825
Adamawa	6,687	6,469	10,373	9,738	9,173	8,825	7,122	7,094	6,762	4,149	40,117	36,275	76,392
Akwa Ibom	17,171	17,943	23,253	26,200	23,930	28,007	16,674	17,563	3,874	3,477	84,902	93,190	178,092
Anambra	6,176	8,924	12,449	15,552	11,431	13,469	4,967	5,593	1,288	1,548	36,311	45,086	81,397
Bauchi	6,151	4,980	10,253	8,300	10,253	8,300	10,253	8,300	4,101	3,320	41,011	33,200	74,211
Bayelsa	3,526	3,532	5,876	5,886	5,876	5,886	5,876	5,886	2,350	2,354	23,504	23,544	47,048
Benue	1,678	1,552	2,795	2,586	2,795	2,586	2,795	2,586	1,118	1,034	11,181	10,344	21,525
Borno	3,498	2,732	9,569	7,180	11,105	10,087	11,378	8,313	10,087	5,955	45,637	34,267	79,904
Cross Rivers	750	789	5,838	6,111	6,462	6,754	3,807	3,965	1,673	1,798	18,530	19,417	37,947
Delta	9,240	10,252	18,723	20,725	18,297	19,397	12,429	12,755	4,677	4,646	63,366	67,775	131,141
Ebonyi	5,671	6,886	7,771	8,897	4,891	5,265	6,079	7,372	5,851	7,521	30,263	35,941	66,204
Edo	13,500	9,519	15,000	22,000	565	1,250	420	810	0	0	29,485	33,579	63,064
Ekiti	3,575	4,264	6,156	7,000	6,143	6,075	3,833	5,528	1,795	1,634	21,502	24,501	46,003
Enugu	991	1,901	8,741	10,222	8,688	11,380	8,239	10,452	2,370	2,987	29,029	36,942	65,971
FCT	8,257	10,583	10,624	12,817	10,485	11,612	6,707	7,052	3,585	4,025	39,658	46,089	85,747
Gombe	2,475	1,632	6,823	5,600	10,391	8,325	12,748	8,587	10,089	4,692	42,526	28,836	71,362
Imo	21,324	21,838	63,132	64,860	41,252	42,690	20,577	21,090	41,252	42,272	187,537	192,750	380,287
Jigawa	13,300	11,587	19,139	14,231	18,875	11,485	8,893	5,022	4,809	2,936	65,016	45,261	110,277
Kaduna	8,582	12,571	18,847	23,657	26,307	24,770	24,364	20,983	17,796	43,452	95,896	125,433	221,329
Kano	7,909	6,236	31,612	31,801	52,361	44,135	53,991	43,555	27,370	18,055	173,243	143,782	317,025
Katsina	8,431	5,982	25,097	19,511	32,362	21,893	31,756	21,131	24,372	11,781	122,018	80,298	202,316
Kebbi	5,561	4,227	14,364	8,558	17,675	10,576	19,779	10,488	15,520	8,308	72,899	42,157	115,056
Kogi	1,983	1,855	3,309	3,092	3,309	3,092	3,309	3,092	1,324	1,237	13,234	12,368	25,602
Kwara	19,754	26,048	25,442	24,526	21,908	17,052	11,858	88,092	85,108	11,066	164,070	166,784	330,854
Lagos	58,122	58,500	49,896	53,306	29,297	34,020	0	0	0	0	137,315	145,826	283,141
Nasarawa	2,104	1,651	6,234	4,917	24,773	19,526	6,234	4,917	2,104	1,651	41,449	32,662	74,111
Niger	8,886	8,126	20,721	16,016	26,705	20,483	23,124	15,514	17,447	11,414	96,883	71,553	168,436
Ogun	15,771	16,931	24,433	24,526	28,587	29,423	19,414	18,895	12,609	11,214	100,814	100,989	201,803
Ondo	17,048	18,026	17,699	18,022	13,379	13,732	1,900	1,904	0	0	50,026	51,684	101,710
Osun	5,498	6,426	6,240	6,901	10,526	10,825	7,479	7,636	4,045	3,826	33,788	35,614	69,402
Oyo	16,161	17,137	25,124	27,023	28,955	30,634	23,335	23,001	13,814	13,308	107,389	111,103	218,492
Plateau	2,269	2,374	4,739	4,300	6,076	5,137	5,463	4,386	4,053	3,068	22,600	19,265	41,865
Rivers	20,118	24,091	33,342	29,822	22,847	24,810	14,229	15,352	9,474	10,418	100,010	104,493	204,503
Sokoto	4,641	2,972	10,526	8,929	17,902	10,981	18,389	10,785	14,112	5,797	65,570	39,464	105,034
Taraba	2,374	2,064	4,731	3,649	6,303	4,589	5,024	3,850	2,717	2,029	21,149	16,181	37,330
Yobe	2,442	65	7,705	5,262	9,339	4,193	7,206	2,019	3,402	3,061	30,094	14,600	44,694
Zamfara	3,922	2,277	9,415	6,829	14,059	7,377	14,207	6,741	9,622	4,021	51,225	27,245	78,470
<b>National</b>	<b>312,902</b>	<b>326,319</b>	<b>568,786</b>	<b>556,822</b>	<b>608,903</b>	<b>553,648</b>	<b>454,925</b>	<b>463,045</b>	<b>376,560</b>	<b>264,625</b>	<b>2,322,076</b>	<b>2,164,459</b>	<b>4,486,535</b>

**Table 4. 12: Enrolment in Private Senior Secondary Schools by State, Age and Gender: 2021/2022**

State	Below 15 Years		15 Years		16 Years		17 Years		Above 17 Years		Both		
	Male	Female	Male	Female	Male	Female	Male	Female	Male	Female	Male	Female	Total
Abia	4,864	4,874	11,399	11,427	11,687	11,736	7,358	7,500	2,776	2,876	38,084	38,413	76,497
Adamawa	3,745	3,235	6,307	5,163	6,028	4,626	4,552	3,289	1,366	1,424	21,998	17,737	39,735
Akwa Ibom	8,848	9,467	8,529	10,239	10,256	11,044	7,627	6,044	3,286	3,346	38,546	40,140	78,686
Anambra	6,134	6,936	10,798	12,392	4,519	5,174	6,729	7,845	4,494	5,241	32,674	37,588	70,262
Bauchi	1,574	1,580	3,362	3,279	4,001	4,171	3,363	3,306	2,854	3,025	15,154	15,361	30,515
Bayelsa	1,229	1,426	2,173	2,493	2,654	2,964	1,387	1,505	473	452	7,916	8,840	16,756
Benue	3,979	3,715	6,632	6,191	6,632	6,191	6,632	6,191	2,653	2,477	26,528	24,765	51,293
Borno	1,042	1,238	2,392	2,294	2,844	2,728	2,238	2,094	1,411	1,110	9,927	9,464	19,391
Cross Rivers	1,777	1,784	8,546	8,496	12,836	12,920	12,769	12,687	1,773	1,806	37,701	37,693	75,394
Delta	8,345	8,990	11,961	12,853	10,502	11,342	4,903	5,183	1,454	1,444	37,165	39,812	76,977
Ebonyi	809	927	879	1,096	585	1,357	872	1,034	716	826	3,861	5,240	9,101
Edo	15,400	5,432	21,000	20,000	625	1,030	646	731	98	102	37,769	27,295	65,064
Ekiti	1,008	875	795	877	596	663	380	356	188	178	2,967	2,949	5,916
Enugu	520	549	6,504	7,437	6,767	7,910	6,315	7,385	749	811	20,855	24,092	44,947
FCT	341	814	469	810	338	459	184	150	30	31	1,362	2,264	3,626
Gombe	810	1,069	2,754	2,761	3,309	3,021	2,585	2,466	1,628	943	11,086	10,260	21,346
Imo	5,155	5,201	15,196	15,252	10,167	10,169	4,825	4,997	9,776	10,162	45,119	45,781	90,900
Jigawa	18	29	33	49	216	254	82	52	0	0	349	384	733
Kaduna	2,681	3,094	4,879	5,197	4,850	4,733	3,281	3,162	1,735	1,457	17,426	17,643	35,069
Kano	3,443	3,322	3,602	4,769	3,813	5,869	5,292	6,533	4,323	4,112	20,473	24,605	45,078
Katsina	1,081	1,135	3,159	2,657	3,612	3,198	2,957	2,445	1,618	1,294	12,427	10,729	23,156
Kebbi	480	436	933	903	995	834	893	665	447	512	3,748	3,350	7,098
Kogi	443	542	4,280	7,100	4,449	7,223	4,448	7,085	802	965	14,422	22,915	37,337
Kwara	1,946	2,183	2,033	2,091	1,815	1,668	771	713	277	252	6,842	6,907	13,749
Lagos	11,548	5,526	12,418	13,958	25,847	29,514	22,621	26,541	2,213	2,443	74,647	77,982	152,629
Nasarawa	721	754	2,166	2,274	8,550	8,974	2,166	2,274	721	754	14,324	15,030	29,354
Niger	1,005	1,032	1,889	2,119	2,051	2,140	1,642	1,513	1,070	1,007	7,657	7,811	15,468
Ogun	23,439	25,839	28,705	31,297	32,123	34,817	14,384	13,799	1,265	1,307	99,916	107,059	206,975
Ondo	8,306	8,067	8,614	8,631	8,244	8,244	0	0	0	0	25,164	24,942	50,106
Osun	960	1,227	1,474	1,690	1,454	1,693	1,009	1,050	571	608	5,468	6,268	11,736
Oyo	6,789	7,682	8,923	9,475	8,580	9,016	4,430	4,570	2,962	3,121	31,684	33,864	65,548
Platea	2175	1992	8733	8045	8223	7555	6893	6344	1285	1165	27,309	25,101	52,410
Rivers	4,757	5,335	5,309	5,615	4,767	5,074	1,934	1,987	811	824	17,578	18,835	36,413
Sokoto	369	403	733	721	825	820	492	529	126	137	2,545	2,610	5,155
Taraba	2,722	2,109	3,290	3,819	4,591	4,314	2,967	2,998	1,288	1,188	14,858	14,428	29,286
Yobe	410	579	3,151	3,336	3,299	3,331	2,892	3,015	625	1,021	10,377	11,282	21,659
Zamfara	749	622	1,147	1,063	1,566	1,453	1,359	1,073	884	802	5,705	5,013	10,718
<b>National</b>	<b>123,380</b>	<b>123,915</b>	<b>201,501</b>	<b>216,703</b>	<b>221,617</b>	<b>236,581</b>	<b>152,964</b>	<b>159,026</b>	<b>58,652</b>	<b>59,177</b>	<b>758,114</b>	<b>795,402</b>	<b>1,553,516</b>

**Table 4. 13: Enrolment in Public and Private Senior Secondary Schools by State, Age and Gender: 2021/2022**

State	Below 15 Years		15 Years		16 Years		17 Years		Above 17 Years		Both		
	Male	Female	Male	Female	Male	Female	Male	Female	Male	Female	Male	Female	Total
Abia	7,580	8,473	17,620	19,802	18,317	20,522	11,940	13,352	4,586	5,130	60,043	67,279	127,322
Adamawa	10,432	9,704	16,680	14,901	15,201	13,451	11,674	10,383	8,128	5,573	62,115	54,012	116,127
Akwa Ibom	23,288	24,648	30,229	34,781	33,687	38,469	23,260	22,578	7,232	6,754	117,696	127,230	244,926
Anambra	12,270	15,840	23,191	27,885	15,818	18,519	11,632	13,371	5,757	6,769	68,668	82,384	151,052
Bauchi	7,725	6,560	13,615	11,579	14,254	12,471	13,616	11,606	6,955	6,345	56,165	48,561	104,726
Bayelsa	4,755	4,958	8,049	8,379	8,530	8,850	7,263	7,391	2,823	2,806	31,420	32,384	63,804
Benue	5,657	5,267	9,427	8,777	9,427	8,777	9,427	8,777	3,771	3,511	37,709	35,109	72,818
Borno	4,540	3,970	11,961	9,474	13,949	12,815	13,616	10,407	11,498	7,065	55,564	43,731	99,295
Cross Rivers	2,527	2,573	14,384	14,607	19,298	19,674	16,576	16,652	3,446	3,604	56,231	57,110	113,341
Delta	17,585	19,242	30,684	33,578	28,799	30,739	17,332	17,938	6,131	6,090	100,531	107,587	208,118
Ebonyi	6,480	7,813	8,650	9,993	5,476	6,622	6,951	8,406	6,567	8,347	34,124	41,181	75,305
Edo	493	581	11,403	13,097	11,307	13,627	11,400	12,518	500	564	35,103	40,387	75,490
Ekiti	4,583	5,139	6,951	7,877	6,739	6,738	4,213	5,884	1,983	1,812	24,469	27,450	51,919
Enugu	2,505	3,615	14,813	18,418	16,956	20,000	16,073	18,857	5,036	5,251	55,383	66,141	121,524
FCT	8,598	11,397	11,093	13,627	10,823	12,071	6,891	7,202	3,615	4,056	41,020	48,353	89,373
Gombe	3,285	2,701	9,577	8,361	13,700	11,346	15,333	11,053	11,717	5,635	53,612	39,096	92,708
Imo	26,479	27,039	78,328	80,112	51,419	52,859	25,402	26,087	51,028	52,434	232,656	238,531	471,187
Jigawa	13,318	11,616	19,172	14,280	19,091	11,739	8,975	5,074	4,809	2,936	65,365	45,645	111,010
Kaduna	11,263	15,665	23,726	28,854	31,157	29,503	27,645	24,145	19,531	44,909	113,322	143,076	256,398
Kano	11,352	9,558	35,214	36,570	56,174	50,004	59,283	50,088	31,693	22,167	193,716	168,387	362,103
Katsina	9,512	7,117	28,256	22,168	35,974	25,091	34,713	23,576	25,990	13,075	134,445	91,027	225,472
Kebbi	6,041	4,663	15,297	9,461	18,670	11,410	20,672	11,153	15,967	8,820	76,647	45,507	122,154
Kogi	2,426	2,397	7,589	10,192	7,758	10,315	7,757	10,177	2,126	2,202	27,656	35,283	62,939
Kwara	21,700	28,231	27,475	26,617	23,723	18,720	12,629	88,805	85,385	11,318	170,912	173,691	344,603
Lagos	59,743	55,020	59,279	62,578	58,045	63,298	34,546	38,590	5,184	5,691	216,797	225,177	441,974
Nasarawa	2,825	2,405	8,400	7,191	33,323	28,500	8,400	7,191	2,825	2,405	55,773	47,692	103,465
Niger	9,891	9,158	22,610	18,135	28,756	22,623	24,766	17,027	18,517	12,421	104,540	79,364	183,904
Ogun	39,210	42,770	53,138	55,823	60,710	64,240	33,798	32,694	13,874	12,521	200,730	208,048	408,778
Ondo	25,354	26,093	26,313	26,653	21,623	21,976	1,900	1,904	0	0	75,190	76,626	151,816
Osun	6,458	7,653	7,714	8,591	11,980	12,518	8,488	8,686	4,616	4,434	39,256	41,882	81,138
Oyo	22,950	24,819	34,047	36,498	37,535	39,650	27,765	27,571	16,776	16,429	139,073	144,967	284,040
Platea	2,953	3,032	6,053	5,621	6,803	6,150	5,254	4,579	4,085	3,430	25,148	22,812	47,960
Rivers	24,875	29,426	38,651	35,437	27,614	29,884	16,163	17,339	10,285	11,242	117,588	123,328	240,916
Sokoto	5,010	3,375	11,259	9,650	18,727	11,801	18,881	11,314	14,238	5,934	68,115	42,074	110,189
Taraba	5,096	4,173	8,021	7,468	10,894	8,903	7,991	6,848	4,005	3,217	36,007	30,609	66,616
Yobe	2,852	644	10,856	8,598	12,638	7,524	10,098	5,034	4,027	4,082	40,471	25,882	66,353
Zamfara	4,671	2,899	10,562	7,892	15,625	8,830	15,566	7,814	10,506	4,823	56,930	32,258	89,188
<b>National</b>	<b>436,282</b>	<b>450,234</b>	<b>770,287</b>	<b>773,525</b>	<b>830,520</b>	<b>790,229</b>	<b>607,889</b>	<b>622,071</b>	<b>435,212</b>	<b>323,802</b>	<b>3,080,190</b>	<b>2,959,861</b>	<b>6,040,051</b>

## 4.2.6 Enrolment in Public and private Senior Secondary Schools by State, Class and Gender

Tables 4.14, 4.15 and 4.16 present statistics of enrolment by state, class and gender for public, private, and combined public and private Senior Secondary Schools respectively

**Table 4. 14: Enrolment in Public Senior Secondary Schools by State, Class and Gender: 2021/2022**

State	SS1			SS2			SS3			Both		
	Male	Female	Total	Male	Female	Total	Male	Female	Total	Male	Female	Total
Abia	7,616	10,277	17,893	7,117	9,605	16,722	7,226	8,984	16,210	21,959	28,866	50,825
Adamawa	8,573	8,115	16,688	16,885	15,829	32,714	14,659	12,331	26,990	40,117	36,275	76,392
Akwa Ibom	32,338	35,570	67,908	30,061	32,958	63,019	22,503	24,662	47,165	84,902	93,190	178,092
Anambra	13,422	16,870	21,764	12,208	15,213	24,189	10,676	13,003	24,309	36,306	45,086	81,392
Bauchi	15,982	11,261	27,243	12,986	10,661	23,647	12,042	11,279	23,321	41,010	33,201	74,211
Bayelsa	8,342	8,287	16,629	8,094	8,171	16,265	7,068	7,086	14,154	23,504	23,544	47,048
Benue	3714	3427	7141	3850	3591	7441	3617	3326	6943	11,181	10,344	21,525
Borno	7,244	5,572	12,816	18,380	14,567	32,947	20,013	14,128	34,141	45,637	34,267	79,904
Cross Rivers	7,347	7,714	15,061	6,296	6,827	13,123	4,887	4,876	9,763	18,530	19,417	37,947
Delta	24,871	26,539	51,410	21,870	23,393	45,263	16,625	17,843	34,468	63,366	67,775	131,141
Ebonyi	9,103	10,135	19,238	10,167	12,277	22,444	10,993	13,529	24,522	30,263	35,941	66,204
Edo	9,997	12,188	22,185	9,690	11,340	21,030	9,798	10,051	19,849	29,485	33,579	63,064
Ekiti	7,033	7,173	14,206	7,784	8,142	15,926	6,685	9,186	15,871	21,502	24,501	46,003
Enugu	10,499	13,219	23,718	9,057	11,910	20,967	9,473	11,813	21,286	29,029	36,942	65,971
FCT	17,190	19,912	37,102	15,569	17,572	33,141	6,899	8,605	15,504	39,658	46,089	85,747
Gombe	12,660	9,161	21,821	15,617	9,713	25,330	14,249	9,962	24,211	42,526	28,836	71,362
Imo	63,696	65,223	128,919	62,012	64,165	126,177	61,829	63,362	125,191	187,537	192,750	380,287
Jigawa	21,547	16,270	37,817	22,897	16,013	38,910	20,572	12,978	33,550	65,016	45,261	110,277
Kaduna	32,482	32,788	65,270	33,297	62,814	96,111	30,117	29,831	59,948	95,896	125,433	221,329
Kano	24,652	21,364	46,016	73,059	63,207	136,266	75,532	59,211	134,743	173,243	143,782	317,025
Katsina	44,891	30,419	75,310	40,884	26,805	67,689	36,243	23,074	59,317	122,018	80,298	202,316
Kebbi	24,405	16,295	40,700	26,160	13,550	39,710	22,334	12,312	34,646	72,899	42,157	115,056
Kogi	4,373	4,188	8,561	4,216	3,858	8,074	4,646	4,321	8,967	13,235	12,367	25,602
Kwara	60,228	62,076	122,304	54,198	49,496	103,694	49,644	55,212	104,856	164,070	166,784	330,854
Lagos	58,122	58,500	116,622	49,896	53,306	103,202	29,297	34,020	63,317	137,315	145,826	283,141
Nasarawa	13,147	10,496	23,643	13,115	10,641	23,756	15,187	11,525	26,712	41,449	32,662	74,111
Niger	16,367	13,050	29,417	40,676	30,704	71,379	39,840	27,800	67,640	96,883	71,553	168,436
Ogun	42,670	40,132	82,802	33,073	34,166	67,239	25,071	26,691	51,762	100,814	100,989	201,803
Ondo	16,181	16,885	33,066	24,331	25,031	49,363	9,513	9,768	19,281	50,026	51,684	101,710
Osun	6,862	7,618	14,480	14,559	15,428	29,988	12,367	12,568	24,935	33,788	35,614	69,402
Oyo	38,492	39,741	78,233	37,143	38,000	75,143	31,754	33,362	65,116	107,389	111,103	218,492
Plateau	8304	7239	15523	7676	6593	14226	6620	5433	12043	22600	19265	41865
Rivers	32,271	37,798	70,069	39,424	36,613	76,037	28,315	30,082	58,397	100,010	104,493	204,503
Sokoto	20,273	11,357	31,630	22,397	13,832	36,229	22,900	14,275	37,175	65,570	39,464	105,034
Taraba	6,970	5,149	12,119	7,290	5,842	13,132	6,889	5,190	12,079	21,149	16,181	37,330
Yobe	5,216	2,129	7,345	13,631	6,757	20,388	11,247	5,714	16,961	30,094	14,600	44,694
Zamfara	16,247	7,807	24,054	17,670	9,973	27,643	17,308	9,465	26,773	51,225	27,245	78,470
National	753,327	711,944	1,456,723	843,236	798,564	1,638,524	734,638	666,857	1,402,115	2,331,201	2,177,364	4,508,565

**Table 4. 15: Enrolment in Private Senior Secondary Schools by State, Class and Gender: 2021/2022**

State	SS1			SS2			SS3			Both		
	Male	Female	Total	Male	Female	Total	Male	Female	Total	Male	Female	Total
Abia	14,178	14,156	28,334	12,959	12,958	25,917	10,947	11,299	22,246	38,084	38,413	76,497
Adamawa	4,950	4,094	9,045	10,095	8,044	18,139	6,953	5,598	12,551	21,998	17,737	39,735
Akwa Ibom	12,281	13,537	25,818	11,860	12,829	24,689	14,405	13,774	28,179	38,546	40,140	78,686
Anambra	10,205	11,559	21,764	11,246	12,943	24,189	11,223	13,086	24,309	32,674	37,588	70,262
Bauchi	2,664	2,667	5,331	6,327	6,390	12,717	6,163	6,305	12,468	15,154	15,361	30,515
Bayelsa	3,686	4,301	7,987	2,797	3,191	5,988	1,433	1,348	2,781	7,916	8,840	16,756
Benue	9095	8598	17693	8999	8360	17359	8434	7807	16241	26528	24765	51,293
Borno	1,802	1,854	3,656	4,337	4,179	8,517	3,788	3,431	7,219	9,927	9,464	19,391
Cross Rivers	13,451	13,448	26,899	10,785	10,776	21,561	13,465	13,469	26,934	37,701	37,693	75,394
Delta	15,307	16,440	31,747	11,986	12,919	24,905	9,872	10,453	20,325	37,165	39,812	76,977
Ebonyi	1,225	1,545	2,770	1,344	1,848	3,192	1,292	1,847	3,139	3,861	5,240	9,101
Edo	10,284	12,186	22,470	13,661	7,351	21,012	13,824	7,758	21,582	37,769	27,295	65,064
Ekiti	1,009	990	1,999	1,055	1,074	2,129	903	885	1,788	2,967	2,949	5,916
Enugu	7,094	8,151	15,245	7,180	8,283	15,463	6,581	7,658	14,239	20,855	24,092	44,947
FCT	569	941	1,510	413	717	1,130	380	606	986	1,362	2,264	3,626
Gombe	3,742	3,683	7,425	4,146	3,579	7,725	3,198	2,998	6,196	11,086	10,260	21,346
Imo	15,050	15,164	30,214	15,468	15,458	30,926	14,601	15,159	29,760	45,119	45,781	90,900
Jigawa	5	6	11	0	0	0	344	378	722	349	384	733
Kaduna	6,532	6,312	12,844	5,944	6,177	12,121	4,950	5,154	10,104	17,426	17,643	35,069
Kano	4,093	4,631	8,724	7,718	9,956	17,674	8,662	10,018	18,680	20,473	24,605	45,078
Katsina	5,014	4,426	9,440	3,986	3,622	7,608	3,427	2,681	6,108	12,427	10,729	23,156
Kebbi	732	663	1,395	1,636	1,449	3,085	1,380	1,238	2,618	3,748	3,350	7,098
Kogi	2,266	3,579	5,845	6,825	11,027	17,852	5,331	8,309	13,641	14,422	22,915	37,337
Kwara	2,647	2,732	5,379	2,338	2,359	4,697	1,857	1,816	3,673	6,842	6,907	13,749
Lagos	14,991	12,533	27,524	33,542	36,070	69,611	26,115	29,380	55,494	74,647	77,982	152,629
Nasarawa	5,613	5,877	11,490	4,716	4,879	9,595	3,995	4,274	8,269	14,324	15,030	29,354
Niger	1,498	1,565	3,063	3,319	3,470	6,789	2,840	2,776	5,617	7,657	7,811	15,468
Ogun	30,212	31,732	61,944	31,537	34,454	65,991	38,167	40,873	79,040	99,916	107,059	206,975
Ondo	7,962	7,822	15,784	12,607	12,545	25,152	4,596	4,575	9,170	25,164	24,942	50,106
Osun	1,219	1,463	2,683	2,433	2,804	5,237	1,816	2,001	3,816	5,468	6,268	11,736
Oyo	10,458	11,307	21,765	10,712	11,199	21,911	10,514	11,358	21,872	31,684	33,864	65,548
Platea	10779	9332	20111	9490	8919	18409	7040	6850	13890	27309	25101	52410
Rivers	4,892	5,352	10,244	8,175	8,734	16,908	4,511	4,749	9,261	17,578	18,835	36,413
Sokoto	1,010	1,014	2,024	862	910	1,772	673	686	1,359	2,545	2,610	5,155
Taraba	5,611	5,281	10,892	5,201	5,261	10,462	4,046	3,886	7,932	14,858	14,428	29,286
Yobe	1,684	1,867	3,551	4,954	5,232	10,186	3,739	4,183	7,922	10,377	11,282	21,659
Zamfara	2,232	1,981	4,213	1,874	1,649	3,523	1,599	1,383	2,982	5,705	5,013	10,718
<b>National</b>	<b>246,042</b>	<b>252,790</b>	<b>498,832</b>	<b>292,526</b>	<b>301,614</b>	<b>594,140</b>	<b>263,063</b>	<b>270,048</b>	<b>533,112</b>	<b>801,631</b>	<b>824,452</b>	<b>1,626,083</b>

**Table 4. 16: Enrolment in Public and Private Senior Secondary Schools by State, Class and Gender: 2021/2022**

State	SS1			SS2			SS3			Both		
	Male	Female	Total	Male	Female	Total	Male	Female	Total	Male	Female	Total
Abia	21,794	24,433	46,227	20,076	22,563	42,639	18,173	20,283	38,456	60,043	67,279	127,322
Adamawa	13,523	12,210	25,733	26,980	23,873	50,853	21,612	17,929	39,541	62,115	54,012	116,127
Akwa Ibom	44,619	49,107	93,726	41,921	45,787	87,708	36,908	38,436	75,344	123,448	133,330	256,778
Anambra	23,627	28,429	43,528	23,454	28,156	48,378	21,899	26,089	48,618	68,980	82,674	151,654
Bauchi	18,646	13,928	32,574	19,313	17,051	36,364	18,205	17,584	35,789	56,164	48,562	104,726
Bayelsa	12,028	12,588	24,616	10,891	11,362	22,253	8,501	8,434	16,935	31,420	32,384	63,804
Benue	12,809	12,025	24,834	12,849	11,951	24,800	12,051	11,133	23,184	37,709	35,109	72,818
Borno	9,046	7,426	16,472	22,718	18,746	41,464	23,801	17,559	41,360	55,564	43,731	99,295
Cross Rivers	20,798	21,162	41,960	17,081	17,603	34,684	18,352	18,345	36,697	56,231	57,110	113,341
Delta	40,178	42,979	83,157	33,856	36,312	70,168	26,497	28,296	54,793	100,531	107,587	208,118
Ebonyi	10,328	11,680	22,008	11,511	14,125	25,636	12,285	15,376	27,661	34,124	41,181	75,305
Edo	20,281	24,374	44,655	23,351	18,691	42,042	23,622	17,809	41,431	67,254	60,874	128,128
Ekiti	8,042	8,163	16,205	8,839	9,216	18,055	7,588	10,071	17,659	24,469	27,450	51,919
Enugu	17,593	21,370	38,963	16,237	20,193	36,430	16,054	19,471	35,525	49,884	61,034	110,918
FCT	17,759	20,853	38,612	15,982	18,289	34,271	7,279	9,211	16,490	41,020	48,353	89,373
Gombe	16,402	12,844	29,246	19,763	13,292	33,055	17,447	12,960	30,407	53,612	39,096	92,708
Imo	78,746	80,387	159,133	77,480	79,623	157,103	76,430	78,521	154,951	232,656	238,531	471,187
Jigawa	21,552	16,276	37,828	22,897	16,013	38,910	20,916	13,356	34,272	65,365	45,645	111,010
Kaduna	39,014	39,100	78,114	39,241	68,991	108,232	35,067	34,985	70,052	113,322	143,076	256,398
Kano	28,745	25,995	54,740	80,777	73,163	153,941	84,194	69,229	153,423	193,716	168,387	362,103
Katsina	49,905	34,845	84,750	44,870	30,427	75,297	39,670	25,755	65,425	134,445	91,027	225,472
Kebbi	25,137	16,958	42,095	27,796	14,999	42,795	23,714	13,550	37,264	76,647	45,507	122,154
Kogi	6,639	7,767	14,406	11,041	14,885	25,926	9,977	12,630	22,608	27,657	35,282	62,939
Kwara	62,875	64,808	127,683	56,536	51,855	108,391	51,501	57,028	108,529	170,912	173,691	344,603
Lagos	73,113	71,033	144,146	83,438	89,376	172,813	55,412	63,400	118,811	211,962	223,808	435,770
Nasarawa	18,760	16,373	35,133	17,831	15,520	33,351	19,182	15,799	34,981	55,773	47,692	103,465
Niger	17,865	14,615	32,480	43,994	34,173	78,168	42,681	30,576	73,257	104,540	79,364	183,904
Ogun	72,882	71,864	144,746	64,610	68,620	133,230	63,238	67,564	130,802	200,730	208,048	408,778
Ondo	24,143	24,707	48,850	36,938	37,577	74,514	14,109	14,342	28,452	75,190	76,626	151,816
Osun	8,081	9,082	17,163	16,993	18,232	35,225	14,183	14,568	28,751	39,256	41,882	81,138
Oyo	48,950	51,048	99,998	47,855	49,199	97,054	42,268	44,720	86,988	139,073	144,967	284,040
Platea	19,083	16,571	35,634	17,166	15,512	32,635	13,660	12,283	25,933	49,909	44,366	94,275
Rivers	37,163	43,150	80,313	47,599	45,347	92,945	32,826	34,831	67,658	117,588	123,328	240,916
Sokoto	21,283	12,371	33,654	23,259	14,742	38,001	23,573	14,961	38,534	68,115	42,074	110,189
Taraba	12,581	10,430	23,011	12,491	11,103	23,594	10,935	9,076	20,011	36,007	30,609	66,616
Yobe	6,900	3,996	10,896	18,585	11,989	30,574	14,985	9,897	24,883	40,471	25,882	66,353
Zamfara	18,479	9,788	28,267	19,544	11,622	31,166	18,907	10,848	29,755	56,930	32,258	89,188
National	999,369	964,733	1,955,554	1,135,761	1,100,178	2,232,664	997,702	936,905	1,935,227	3,132,832	3,001,816	6,134,648

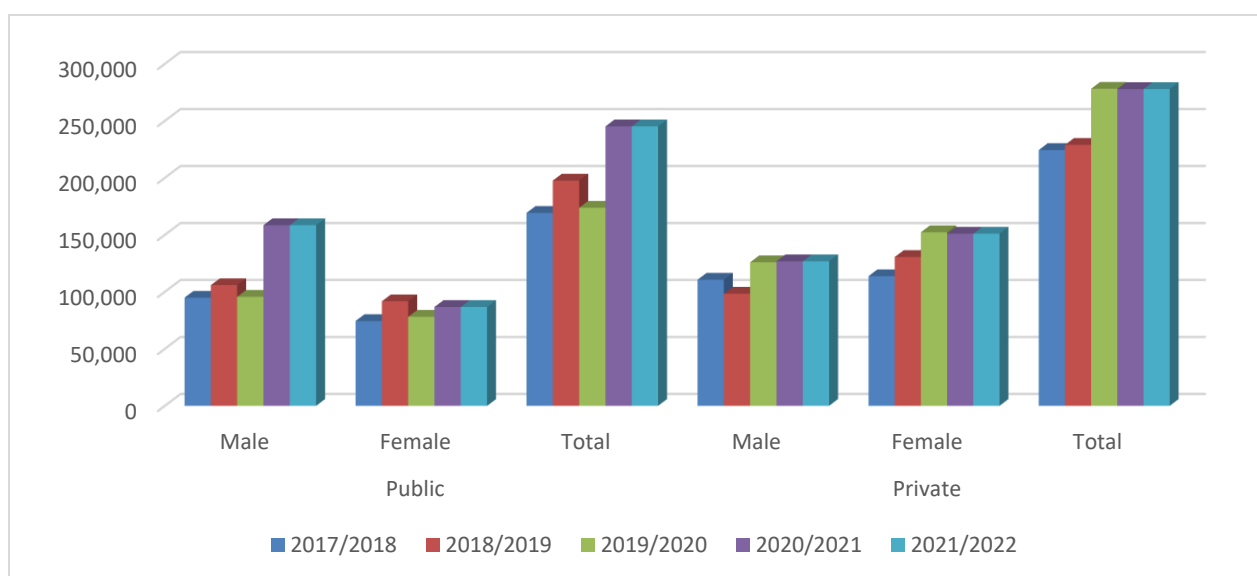
### 4.3 Statistics of Teachers

#### 4.3.1 Summary of Public, Private and combined Senior Secondary Schools Teachers

**Table 4.17** provides statistics on the number of all teachers and qualified teachers for five academic years, 2017/2018 to 2021/2022, while Figure 4.4 charts the trend for the five academic years.

**Table 4. 17: National Summary Public and Private Qualified Senior Secondary Schools Teachers by Year and Gender:2017/2018 - 2021/2022**

year	Public			Private			Both		
	Male	Female	Total	Male	Female	Total	Male	Female	Total
2017/2018	94,884	74,411	169,295	110,658	113,749	224,407	205,542	188,160	393,702
2018/2019	105,891	91,728	197,619	98,371	130,572	228,943	204,262	222,300	426,562
2019/2020	95,688	78,115	173,803	125,934	152,264	278,198	221,622	230,379	452,001
2020/2021	158,503	86,709	245,200	126,853	151,055	277,908	285,356	237,764	523,120
2021/2022	158,503	86,709	245,200	126,853	151,055	277,908	285,356	237,764	523,120



**Figure 4. 4: National Summary Public and Private Qualified Senior Secondary Schools Teachers by Year and Gender:2017/2018 - 2021/2022**

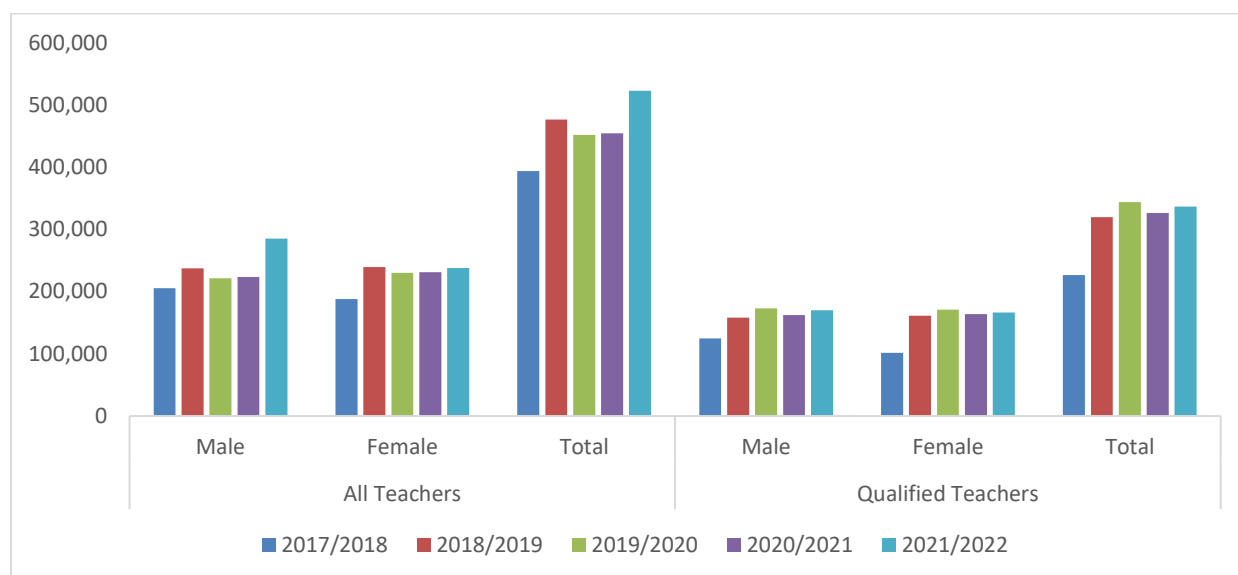


### 4.3.2 Summary of Teachers and Qualified Teachers in Public Senior Secondary Schools

Tables 4.18 and figure 4.5 represents the statistics of qualified teachers as a function of the overall number of teachers in public, private and combined Senior Secondary Schools respectively by state and gender.

**Table 4. 18: National Summary of Teachers and Qualified Teachers in Senior Secondary Schools by State and Gender: 2016/2017 - 2020/2021**

Year	All Teachers			Qualified Teachers		
	Male	Female	Total	Male	Female	Total
2017/2018	205,542	188,160	393,702	124,939	101,633	226,572
2018/2019	237,210	239,519	476,729	158,174	161,348	319,522
2019/2020	221,622	230,379	452,001	172,996	170,792	343,788
2020/2021	223,300	231,106	454,406	162,388	164,080	326,468
2021/2022	285,356	237,764	523,108	170,260	166,289	336,535



**Figure 4. 5: National Summary Public and Private Qualified Senior Secondary Schools Teachers by Year and Gender:2017/2018 - 2021/2022**

### 4.3.3 Summary of Teachers and Qualified Teachers in Public Senior Secondary Schools

Tables 4.19, 4.20 and 4.21 represents the statistics of qualified teachers in public, private and combined Senior Secondary Schools respectively by state and gender.

**Table 4. 19: Number of Teachers in Public Senior Secondary Schools by State and Gender: 2021/2022**

State	Total Number of Teachers			Number of Qualified Teachers		
	Male	Female	Total	Male	Female	Total
Abia	520	1,044	1,564	507	1,024	1,531
Adamawa	7,061	2,600	9,661	4,314	1,079	5,393
Akwa Ibom	3,871	4,646	8,517	3,854	4,640	8,494
Anambra	1,103	4,769	5,872	789	4,083	4,872
Bauchi	6,245	2,391	8,636	2,797	1,094	3,891
Bayelsa	1,159	1,046	2,205	1,067	995	2,062
Benue	1,873	884	2,757	1,386	695	2,081
Borno	1,350	801	2,151	1,162	687	1,849
Cross Rivers	2,386	2,406	4,792	1,443	1,442	2,885
Delta	5,374	8,555	13,929	3,753	6,597	10,350
Ebonyi	5,135	5,215	10,350	4,654	4,630	9,284
Edo	2,920	3,220	6,140	2,920	3,220	6,140
Ekiti	1,821	2,246	4,067	1,639	2,129	3,768
Enugu	967	2,696	3,663	924	2,623	3,547
FCT	1,731	2,106	3,837	1,580	1,954	3,534
Gombe	2,278	1,041	3,319	1,756	768	2,524
Imo	884	2,034	2,918	825	1,976	2,801
Jigawa	2,467	287	2,754	1,967	168	2,135
Kaduna	2,436	1,542	3,978	1,825	1,023	2,848
Kano	3,045	341	3,386	2,958	318	3,276
Katsina	3,163	680	3,843	2,370	476	2,846
Kebbi	2,107	745	2,852	1,691	603	2,294
Kogi	2,144	1,248	3,392	1,730	1,049	2,779
Kwara	1,564	1,213	2,777	1,072	862	1,934
Lagos	58,122	5,774	63,896	0	0	0
Nasarawa	3,018	1,165	4,183	2,620	1,007	3,627
Niger	2,921	1,527	4,448	1,974	906	2,880
Ogun	5,586	6,030	11,616	3,265	4,669	7,934
Ondo	3,970	3,379	7,349	3,970	3,379	7,349
Osun	1,238	1,547	2,785	1,118	1,386	2,504
Oyo	5,802	5,882	11,684	5,442	5,438	10,880
Platea	2,963	983	3,934	2,618	963	3,567
Rivers	4,203	4,204	8,407	2,453	2,167	4,620
Sokoto	1,944	570	2,514	1,885	559	2,444
Taraba	1,325	459	1,784	1,157	350	1,507
Yobe	1,963	916	2,879	1,318	707	2,025
Zamfara	1,844	517	2,361	1,661	488	2,149
<b>National</b>	<b>158,503</b>	<b>86,709</b>	<b>245,200</b>	<b>78,464</b>	<b>66,154</b>	<b>144,604</b>

**Table 4. 20: Number of Teachers in Private Senior Secondary Schools by State and Gender: 2021/2022**

State	Total Number of Teachers			Number of Qualified Teachers		
	Male	Female	Total	Male	Female	Total
Abia	3,160	3,791	6,951	2,339	2,965	5,304
Adamawa	1,286	852	2,138	899	278	1,177
Akwa Ibom	2,816	3,926	6,742	0	0	0
Anambra	3,085	4,468	7,553	1,856	2,551	4,407
Bauchi	1,721	1,011	2,732	1,550	738	2,288
Bayelsa	1,830	1,162	2,992	829	663	1,492
Benue	4,720	2,373	7,093	3,583	1,755	5,338
Borno*	4,414	5,134	9,548	3,493	3,974	7,467
Cross Rivers	5,530	5,806	11,336	4,359	4,529	8,888
Delta	5,508	6,557	12,065	2,644	3,488	6,132
Ebonyi	2,301	1,641	3,942	2,052	1,517	3,569
Edo	1,500	2,270	3,770	1,500	2,270	3,770
Ekiti	881	841	1,722	369	371	740
Enugu	1,621	2,791	4,412	1,601	2,529	4,130
FCT	304	187	491	223	164	387
Gombe	2,967	2,164	5,131	1,983	1,521	3,504
Imo	2,387	2,484	4,871	2,289	2,363	4,652
Jigawa	0	0	0	0	0	0
Kaduna	2,675	2,153	4,828	1,606	1,413	3,019
Kano	1,770	1,061	2,831	1,207	785	1,992
Katsina	1,308	176	1,484	1,061	139	1,200
Kebbi	0	0	0	0	0	0
Kogi	2,413	1,494	3,907	1,317	965	2,282
Kwara	3,450	4,419	7,869	2,272	3,128	5,400
Lagos	12,529	43,733	56,262	10,178	24,450	34,628
Nasarawa	2,999	2,220	5,219	2,116	1,676	3,792
Niger	1,416	1,314	2,730	843	583	1,426
Ogun	14,420	14,915	29,335	10,810	11,695	22,505
Ondo	1,453	1,389	2,842	1,453	1,389	2,842
Osun	752	594	1,346	409	404	813
Oyo	16,571	16,890	33,461	12,238	11,794	24,032
Platea	7624	4179	11803	5378	2692	8070
Rivers	4,562	4,851	9,413	2,652	2,778	5,430
Sokoto	960	900	1,860	2,496	2,307	4,803
Taraba	1,265	408	1,673	801	259	1,060
Yobe	2,816	1,849	4,665	1,890	1,231	3,121
Zamfara	1,839	1,052	2,891	1,500	771	2,271
<b>National</b>	<b>126,853</b>	<b>151,055</b>	<b>277,908</b>	<b>91,796</b>	<b>100,135</b>	<b>191,931</b>

\* = 2018 Data

**Table 4. 21: Number of Teachers in Public and Private Senior Secondary Schools by State and Gender: 2021/2022**

State	Total Number of Teachers			Number of Qualified Teachers		
	Male	Female	Total	Male	Female	Total
Abia	3,680	4,835	8,515	2,846	3,989	6,835
Adamawa	8,347	3,452	11,799	5,213	1,357	6,570
Akwa Ibom	6,687	8,572	15,259	3,854	4,640	8,494
Anambra	4,188	9,237	13,425	2,645	6,634	9,279
Bauchi	7,966	3,402	11,368	4,347	1,832	6,179
Bayelsa	2,989	2,208	5,197	1,896	1,658	3,554
Benue	6,593	3,257	9,850	4,969	2,450	7,419
Borno	5,764	5,935	11,699	4,655	4,661	9,316
Cross Rivers	7,916	8,212	16,128	5,802	5,971	11,773
Delta	10,882	15,112	25,994	6,397	10,085	16,482
Ebonyi	7,436	6,856	14,292	6,706	6,147	12,853
Edo	4,420	5,490	9,910	4,420	5,490	9,910
Ekiti	2,702	3,087	5,789	2,008	2,500	4,508
Enugu	2,588	5,487	8,075	2,525	5,152	7,677
FCT	2,035	2,293	4,328	1,803	2,118	3,921
Gombe	5,245	3,205	8,450	3,739	2,289	6,028
Imo	3,271	4,518	7,789	3,114	4,339	7,453
Jigawa	2,467	287	2,754	1,967	168	2,135
Kaduna	5,111	3,695	8,806	3,431	2,436	5,867
Kano	4,815	1,402	6,217	4,165	1,103	5,268
Katsina	4,471	856	5,327	3,431	615	4,046
Kebbi	2,107	745	2,852	1,691	603	2,294
Kogi	4,557	2,742	7,299	3,047	2,014	5,061
Kwara	5,014	5,632	10,646	3,344	3,990	7,334
Lagos	70,651	49,507	120,158	10,178	24,450	34,628
Nasarawa	6,017	3,385	9,402	4,736	2,683	7,419
Niger	4,337	2,841	7,178	2,817	1,489	4,306
Ogun	20,006	20,945	40,951	14,075	16,364	30,439
Ondo	5,423	4,768	10,191	5,423	4,768	10,191
Osun	1,990	2,141	4,131	1,527	1,790	3,317
Oyo	22,373	22,772	45,145	17,680	17,232	34,912
Plateau	10,587	5,162	15,737	7,996	3,655	11,637
Rivers	8,765	9,055	17,820	5,105	4,945	10,050
Sokoto	2,904	1,470	4,374	4,381	2,866	7,247
Taraba	2,590	867	3,457	1,958	609	2,567
Yobe	4,779	2,765	7,544	3,208	1,938	5,146
Zamfara	3,683	1,569	5,252	3,161	1,259	4,420
<b>National</b>	<b>285,356</b>	<b>237,764</b>	<b>523,108</b>	<b>170,260</b>	<b>166,289</b>	<b>336,535</b>

## 4.4 Facilities

### 4.4.1 Number and Condition of Classrooms in Public and Private Senior Secondary Schools by State

Table 4.22 presents the statistics on number of classrooms in public, private and combined Senior Secondary Schools and their conditions, whether good or bad, by state

**Table 4. 22: Number of Classrooms in Senior Secondary Schools by State, Sector and Condition: 2021/2022**

State	Public			Private			Both		
	Good	Bad	Total	Good	Bad	Total	Good	Bad	Total
Abia	588	834	1,422	2,779	470	3,249	3,367	3,613	6,980
Adamawa	2,399	663	3,062	670	4	674	3,069	1,333	4,402
Akwa-Ibom	2,900	1,729	4,629	1,451	318	1,769	4,351	3,180	7,531
Anambra	3,159	196	3,355	7,582	166	7,748	10,741	7,778	18,519
Bauchi	1,908	621	2,529	4,707	239	4,946	6,615	5,328	11,943
Bayelsa	548	208	756	1,126	172	1,298	1,674	1,334	3,008
Benue	1,088	627	1,660	2,897	768	3,604	3,985	3,524	7,509
Borno	1,587	1,082	2,669	5,699		5,699	7,286	1,082	8,368
Cross River	2,838	323	3,161	3,260	397	3,657	6,098	3,583	9,681
Delta	4,509	2,237	6,746	6,577	209	6,786	11,086	8,814	19,900
Ebonyi	1,575	598	2,173	5,177	598	5,775	6,752	1,196	7,948
Edo	393	195	588	440	386	826	833	581	1,414
Ekiti	1,645	330	1,975	2,373	96	2,469	4,018	2,703	6,721
Enugu	2,069	127	2,196	4,002	56	4,058	6,071	4,129	10,200
FCT	1,079	396	1,475	963	18	981	2,042	1,359	3,401
Gombe	1,140	258	1,398	5,434	119	5,553	6,574	5,692	12,266
Imo	6,631	1,560	8,191	2,252	315	2,567	8,883	3,812	12,695
Jigawa	1,537	235	1,772	0	0	0	1,537	235	1,772
Kaduna	2,013	942	2,955	9,826	783	10,609	11,839	10,768	22,607
Kano	5,694	88	5,782	398	7	405	6,092	95	6,187
Katsina	3,058	119	3,177	1,760	74	1,834	4,818	1,879	6,697
Kebbi	2,343	79	2,422			0	2,343	79	2,422
Kogi	1,118	955	2,073	5,195	357	5,552	6,313	6,150	12,463
Kwara	2,324	174	2,498	3,287	42	3,329	5,611	3,461	9,072
Lagos	3,132	874	4,006	23,600	200	23,800	26,732	24,474	51,206
Nasarawa	1,223	371	1,594	1,500	132	1,632	2,723	1,871	4,594
Niger	1,388	172	1,560	104	15	119	1,492	276	1,768
Ogun	3,098	2,399	5,497	18,680	152	18,832	21,778	21,079	42,857
Ondo	2,554	1,386	3,940	3,052	316	3,368	5,606	1,702	7,308
Osun	2,714	1,176	3,890	1,172	142	1,314	3,886	1,318	5,204
Oyo	3,103	1,610	4,713	1,284	4,157	5,441	4,387	2,894	7,281
Plateau	2,203	288	2,465	3,905	756	4,661	6,108	4,193	10,301
Rivers	732	879	1,611	6,547	236	6,783	7,279	7,426	14,705
Sokoto	661	249	910	2,907	12	2,919	3,568	261	3,829
Taraba	1,380	66	1,446	4,033	47	4,080	5,413	4,099	9,512
Yobe	688	36	724	1,542	221	1,763	2,230	1,578	3,808
Zamfara	1,328	55	1,383	2,313	0	2,313	3,641	2,368	6,009
<b>National</b>	<b>78,347</b>	<b>24,137</b>	<b>102,403</b>	<b>148,494</b>	<b>11,980</b>	<b>160,413</b>	<b>226,841</b>	<b>155,247</b>	<b>382,088</b>

## 4.4.2 Number of Toilets in Public Senior Secondary Schools by State, Usage and Gender

Tables 4.23, 4.24 and 4.25 shows information on the number of toilets available for learners and teachers in public, private and combined Senior Secondary Schools respectively

**Table 4. 23: Number of Toilets in Public Senior Secondary Schools by State, Usage and Gender: 2021/2022**

State	Students			Teachers			Both		
	Male	Female	Total	Male	Female	Total	Male	Female	Total
Abia	243	246	489	250	251	501	493	497	990
Adamawa	492	341	833	816	379	1,195	1,308	720	2,028
Akwa Ibom	623	623	1,246	491	513	1,004	1,114	1,136	2,250
Anambra	881	1,073	1,954	254	412	666	1,135	1,485	2,620
Bauchi			0			0	0	0	0
Bayelsa	260	268	528	207	210	417	467	478	945
Benue	493	476	969	318	278	596	811	754	1,565
Borno	152	175	327	45	71	116	197	246	443
Cross Rivers	633	635	1,268	322	322	644	955	957	1,912
Delta	651	693	1,344	515	595	1,110	1,166	1,288	2,454
Ebonyi			0			0	0	0	0
Edo	297	594	891	297	297	594	594	891	1,485
Ekiti	149	187	336	139	144	283	288	331	619
Enugu	153	502	655	70	201	271	223	703	926
FCT	718	818	1,536	289	249	538	1,007	1,067	2,074
Gombe	329	346	675	171	121	292	500	467	967
Imo	254	21	275	299	299	598	553	320	873
Jigawa	667	866	1,533	567	0	567	1,234	866	2,100
Kaduna	424	448	872	33	27	60	457	475	932
Kano			0			0	0	0	0
Katsina	1,515	1,486	3,001	521	153	674	2,036	1,639	3,675
Kebbi	802	581	1,383	324	147	471	1,126	728	1,854
Kogi			0			0	0	0	0
Kwara	180	268	448	187	194	381	367	462	829
Lagos	1,611	1,734	3,345	911	980	1,891	2,522	2,714	5,236
Nasarawa	111	177	288	52	158	210	163	335	498
Niger	394	273	667	187	165	352	581	438	1,019
Ogun	564	592	1,156	330	343	673	894	935	1,829
Ondo			0			0	0	0	0
Osun			0			0	0	0	0
Oyo	554	589	1,143	440	460	900	994	1,049	2,043
Platea	311	303	606	157	180	337	468	483	951
Rivers	164	180	344	116	111	227	280	291	571
Sokoto	0	0	0	0	0	0	0	0	0
Taraba	173	257	430	112	49	161	285	306	591
Yobe	187	177	364	66	10	76	253	187	440
Zamfara	320	234	554	137	103	240	457	337	794
<b>National</b>	<b>14,305</b>	<b>15,163</b>	<b>29,460</b>	<b>8,623</b>	<b>7,422</b>	<b>16,045</b>	<b>22,928</b>	<b>22,585</b>	<b>45,513</b>

**Table 4. 24: Number of Toilets in Private Senior Secondary Schools by State and Gender: 2021/2022**

State	Students			Teachers			Both		
	Male	Female	Total	Male	Female	Total	Male	Female	Total
Abia	1,323	1,279	2,602	764	823	1,587	2,087	2,102	4,189
Adamawa	252	126	378	268	117	385	520	243	763
Akwa Ibom	872	965	1,837	475	478	953	1,347	1,443	2,790
Anambra	2,324	2,152	4,476	1,358	1,267	2,625	3,682	3,419	7,101
Bauchi			0			0	0	0	0
Bayelsa	298	290	588	159	195	354	457	485	942
Benue	1,149	1,056	2,033	640	645	993	1,789	1,701	3,026
Borno			0			0	0	0	0
Cross Rivers	805	805	1,610	804	804	1,608	1,609	1,609	3,218
Delta	1,668	1,524	3,192	1,131	1,205	2,336	2,799	2,729	5,528
Ebonyi			0			0	0	0	0
Edo	423	510	933	350	352	702	773	862	1,635
Ekiti	539	664	1,203	356	266	622	895	930	1,825
Enugu			1,897						1,897
FCT	367	526	893	155	177	332	522	703	1,225
Gombe	517	532	1,049	228	183	411	745	715	1,460
Imo	162	899	1,061	443	461	904	605	1,360	1,965
Jigawa	0	0	0	0	0	0	0	0	0
Kaduna	868	884	1,752	370	372	742	1,238	1,256	2,494
Kano			0			0	0	0	0
Katsina	658	697	1,355	300	221	521	958	918	1,876
Kebbi			0			0	0	0	0
Kogi	2	2	4	1	0	1	3	2	5
Kwara	692	718	1,410	301	304	605	993	1,022	2,015
Lagos			0			0	0	0	0
Nasarawa	313	314	627	188	188	376	501	502	1,003
Niger	531	596	1,127	251	257	508	782	853	1,635
Ogun	5,688	5,822	11,510	2,305	2,550	4,855	7,993	8,372	16,365
Ondo			0			0	0	0	0
Osun			0			0	0	0	0
Oyo	1,043	1,066	2,109	501	494	995	1,544	1,560	3,104
Plateau	1,154	1,252	2,406	595	582	1,177	1,749	1,834	3,583
Rivers	1,960	1,965	3,925	865	1,119	1,984	2,825	3,084	5,909
Sokoto	0	0	0	0	0	0	0	0	0
Taraba	604	651	1,255	282	199	481	886	850	1,736
Yobe	86	15	101	107	2	109	193	17	210
Zamfara	607	582	1,189	551	260	811	1,158	842	2,000
<b>National</b>	<b>24,905</b>	<b>25,892</b>	<b>52,522</b>	<b>13,748</b>	<b>13,521</b>	<b>26,977</b>	<b>38,653</b>	<b>39,413</b>	<b>79,499</b>

**Table 4. 25: Number of Toilets in Public and Private Senior Secondary Schools by State and Gender: 2021/2022**

State	Students			Teachers			Both		
	Male	Female	Total	Male	Female	Total	Male	Female	Total
Abia	1,566	1,525	3,091	1,014	1,074	2,088	2,580	2,599	5,179
Adamawa	744	467	1,211	1,084	496	1,580	1,828	963	2,791
Akwa Ibom	1,495	1,588	3,083	966	991	1,957	2,461	2,579	5,040
Anambra	3,205	3,225	6,430	1,612	1,679	3,291	4,817	4,904	9,721
Bauchi	0	0	0	0	0	0	0	0	0
Bayelsa	558	558	1,116	366	405	771	924	963	1,887
Benue	1,642	1,532	3,002	958	923	1,589	2,600	2,455	4,591
Borno	152	175	327	45	71	116	197	246	443
Cross Rivers	1,438	1,440	2,878	1,126	1,126	2,252	2,564	2,566	5,130
Delta	2,319	2,217	4,536	1,646	1,800	3,446	3,965	4,017	7,982
Ebonyi	0	0	0	0	0	0	0	0	0
Edo	720	1,104	1,824	647	649	1,296	1,367	1,753	3,120
Ekiti	688	851	1,539	495	410	905	1,183	1,261	2,444
Enugu	153	502	2,552	70	201	271	223	703	2,823
FCT	1,085	1,344	2,429	444	426	870	1,529	1,770	3,299
Gombe	846	878	1,724	399	304	703	1,245	1,182	2,427
Imo	416	920	1,336	742	760	1,502	1,158	1,680	2,838
Jigawa	667	866	1,533	567	0	567	1,234	866	2,100
Kaduna	1,292	1,332	2,624	403	399	802	1,695	1,731	3,426
Kano	0	0	0	0	0	0	0	0	0
Katsina	2,173	2,183	4,356	821	374	1,195	2,994	2,557	5,551
Kebbi	802	581	1,383	324	147	471	1,126	728	1,854
Kogi	2	2	4	1	0	1	3	2	5
Kwara	872	986	1,858	488	498	986	1,360	1,484	2,844
Lagos	1,611	1,734	3,345	911	980	1,891	2,522	2,714	5,236
Nasarawa	424	491	915	240	346	586	664	837	1,501
Niger	925	869	1,794	438	422	860	1,363	1,291	2,654
Ogun	6,252	6,414	12,666	2,635	2,893	5,528	8,887	9,307	18,194
Ondo	0	0	0	0	0	0	0	0	0
Osun	0	0	0	0	0	0	0	0	0
Oyo	1,597	1,655	3,252	941	954	1,895	2,538	2,609	5,147
Platea	1,465	1,555	3,012	752	762	1,514	2,217	2,317	4,534
Rivers	2,124	2,145	4,269	981	1,230	2,211	3,105	3,375	6,480
Sokoto	0	0	0	0	0	0	0	0	0
Taraba	777	908	1,685	394	248	642	1,171	1,156	2,327
Yobe	273	192	465	173	12	185	446	204	650
Zamfara	927	816	1,743	688	363	1,051	1,615	1,179	2,794
<b>National</b>	<b>39,210</b>	<b>41,055</b>	<b>81,982</b>	<b>22,371</b>	<b>20,943</b>	<b>43,022</b>	<b>61,581</b>	<b>61,998</b>	<b>125,012</b>



**CHAPTER FIVE**  
**TERTIARY EDUCATION**

**5.0 Introduction**

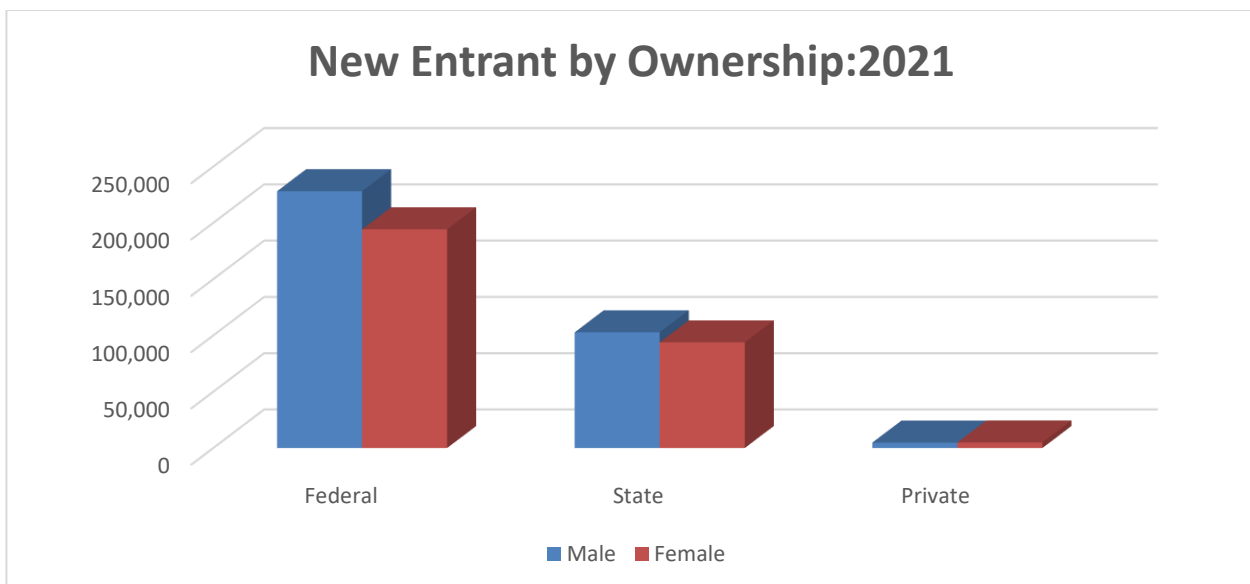
Tertiary education is education offered after secondary and vocational education. It includes education at Universities, Polytechnics, Monotechnics, Colleges of Education and other institutions of higher learning.

While tertiary education is largely the responsibility of Federal and State governments, individuals and organisations also participate. However, Federal Government through its agencies such as the National University Commission (NUC) for universities, National Board for Technical Education (NBTE) for polytechnics and monotechnics and National Commission for Colleges of Education (NCCE) for colleges of education are responsible for regulating these institutions.

**5.1 UNIVERSITY**

**Table 5. 1: Summary of New Entrant by Ownership:2021**

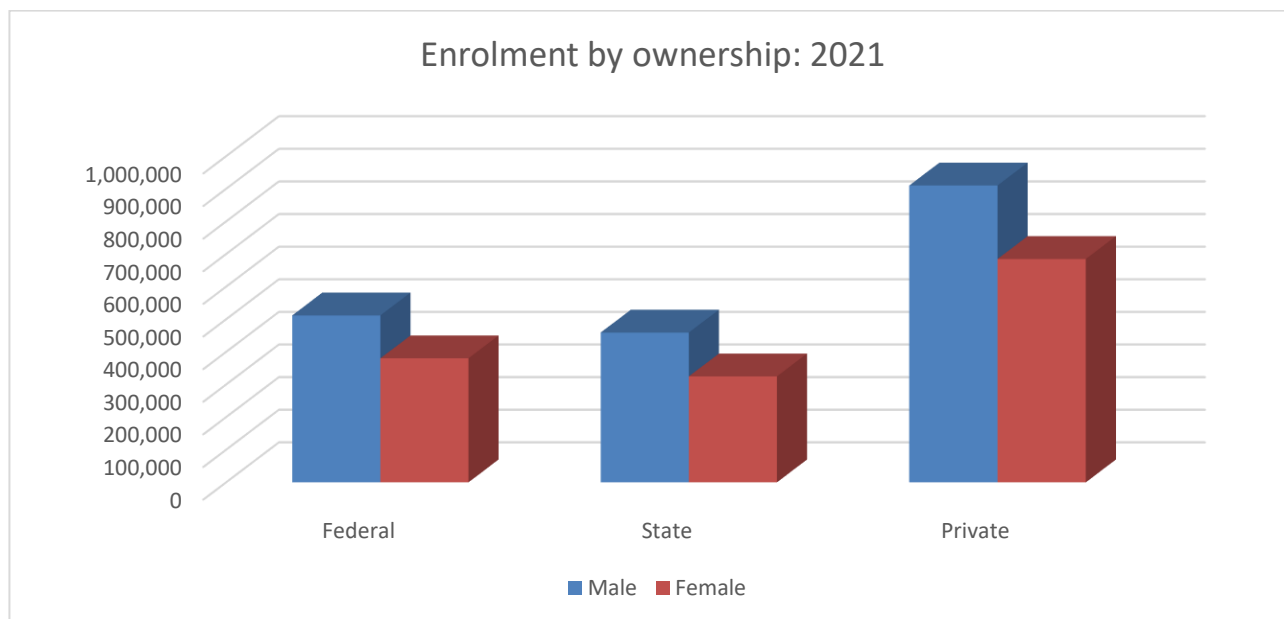
<b>Ownership</b>	<b>Male</b>	<b>Female</b>	<b>Total</b>
Federal	228,108	194,250	422,358
State	102,781	93,841	196,622
Private	4,805	4,903	9,708
<b>National</b>	<b>335,694</b>	<b>292,994</b>	<b>628,688</b>



**Figure 5. 1: Summary of New Entrant by Ownership:2021**

**Table 5. 2: Summary of Enrolment by Ownership:2021**

<b>Ownership</b>	<b>Male</b>	<b>Female</b>	<b>Total</b>
Federal	511,709	380,187	891,896
State	459,165	324,811	783,976
Private	910,044	684,778	1,594,822
<b>National</b>	<b>1,880,918</b>	<b>1,389,776</b>	<b>3,270,694</b>



**Figure 5. 2: Summary of Enrolment by Ownership:2021**

**Table 5. 3: Federal Undergraduate New Entrants by University , Mode of Entry and Gender: 2021**

University	FT UTME		FT DE		PT UTME		PT DE		Total	Total	Total		Grand
	M	F	M	F	M	F	M	F	UTME	DE	M	F	Total
National Open University of Nigeria	47,504	51,782	10,48	11,787	0	0	0	0	99,286	22,26	57,984	63,569	121,553
University of Ilorin	20,713	21,723	2,186	2,800	113	203	375	635	42,752	5,996	23,387	25,361	48,748
University of Maiduguri	9,878	3,713	5,905	2,898	5,339	2,267	4,848	1,896	21,197	15,54	25,970	10,774	36,744
University of Lagos	4,463	4,628	3,069	3,628	1,377	1,811	472	615	12,279	7,784	9,381	10,682	20,063
University of Nigeria	3,942	5,009	381	532	454	968	21	52	10,373	986	4,798	6,561	11,359
University of Calabar	4,963	5,282	37	48	242	290	130	193	10,777	408	5,372	5,813	11,185
Federal University Oye-Ekiti	3,909	3,851	0	0	739	630	636	627	9,129	1,263	5,284	5,108	10,392
Federal University Lafia	4,407	3,812	231	158	468	247	92	37	8,934	518	5,198	4,254	9,452
University of Benin	4,470	4,335	239	378	0	0	0	0	8,805	617	4,709	4,713	9,422
University of Jos	4,421	4,071	360	365	6	4	0	0	8,502	725	4,787	4,440	9,227
Federal University Otuoke	5,366	3,773	0	0	0	0	0	0	9,139	0	5,366	3,773	9,139
Bayero University	3,058	2,338	1,638	708	236	132	376	225	5,764	2,947	5,308	3,403	8,711
University of Uyo	3,222	3,549	316	388	102	144	17	50	7,017	771	3,657	4,131	7,788
University of Port Harcourt	2,781	3,728	190	161	129	118	98	22	6,756	471	3,198	4,029	7,227
Abubakar Tafawa Balewa University	3,521	1,394	1,516	400	0	0	0	0	4,915	1,916	5,037	1,794	6,831
Federal University of Agriculture, Abeokuta	3,448	2,515	263	328	89	29	65	36	6,081	692	3,865	2,908	6,773
Obafemi Awolowo University	3,190	2,766	491	294	0	0	0	0	5,956	785	3,681	3,060	6,741
Nnamdi Azikiwe University	2,257	2,966	183	111	151	319	241	372	5,693	907	2,832	3,768	6,600
Federal University of Technology, Owerri	3,674	1,581	16	6	0	0	0	0	5,255	22	3,690	1,587	5,277
Michael Okpara University of Agric.	2,312	1,759	92	117	208	173	93	136	4,452	438	2,705	2,185	4,890
Federal University of Technology, Minna	3,272	1,041	343	149	0	0	0	0	4,313	492	3,615	1,190	4,805
Usmanu Danfodiyo University	2,930	1,518	224	52	0	0	12	3	4,448	291	3,166	1,573	4,739
Federal University Dutsin-Ma	2,773	1,156	219	54	44	13	84	32	3,986	389	3,120	1,255	4,375
Alex Ekwueme Federal University	1,914	2,300	94	66	0	0	0	0	4,214	160	2,008	2,366	4,374
Federal University Dutse	2,589	1,134	379	90	0	0	0	0	3,723	469	2,968	1,224	4,192
University of Ibadan	1,901	1,868	191	154	0	0	0	0	3,769	345	2,092	2,022	4,114
University of Abuja	1,588	1,880	0	0	262	255	0	0	3,985	0	1,850	2,135	3,985
Federal University of Agriculture, Makurdi	2,515	970	190	15	0	0	0	0	3,485	205	2,705	985	3,690
Ahmadu Bello University	1,334	996	735	452	19	10	33	2	2,359	1,222	2,121	1,460	3,581
Federal University Kashere	2,054	939	338	85	0	0	0	0	2,993	423	2,392	1,024	3,416
Federal University Lokoja	1,658	1,475	103	63	0	0	0	0	3,133	166	1,761	1,538	3,299

Federal University of Technology, Akure	2,051	830	159	97	0	0	0	0	2,881	256	2,210	927	3,137
Umaru Musa Yar'Adua University	1,746	771	269	89	0	0	0	0	2,517	358	2,015	860	2,875
Federal University Wukari	1,475	986	212	119	0	0	0	0	2,461	331	1,687	1,105	2,792
Modibbo Adama University	1,396	611	310	82	0	0	0	0	2,007	392	1,706	693	2,399
Federal University Birnin-Kebbi	1,208	432	173	44	0	0	0	0	1,640	217	1,381	476	1,857
Federal University Gusau	1,038	602	17	5	0	0	0	0	1,640	22	1,055	607	1,662
Federal University of Petroleum Resources	1,171	214	56	12	0	0	0	0	1,385	68	1,227	226	1,453
Air Force Institute of Technology	820	237	14	5	0	0	0	0	1,057	19	834	242	1,076
Federal University Gashua	623	205	173	33	0	0	0	0	828	206	796	238	1,034
Nigerian Army University	651	102	40	10	13	3	0	0	769	50	704	115	819
Nigerian Defence Academy	399	8	0	0	0	0	0	0	407	0	399	8	407
Federal University of Health Sciences, Otukpo	87	68	0	0	0	0	0	0	155	0	87	68	155
Nigeria Maritime University	0	0	0	0	0	0	0	0	0	0	0	0	0
<b>Total</b>	<b>178,69</b>	<b>154,91</b>	<b>31,83</b>	<b>26,78</b>	<b>9,99</b>	<b>7,61</b>	<b>7,59</b>	<b>4,93</b>	<b>351,21</b>	<b>71,14</b>	<b>228,10</b>	<b>194,25</b>	<b>422,358</b>

**Table 5. 4: State Undergraduate New Entrants by University , Mode of Entry and Gender: 2021**

University	FTUTME		FTDE		PTUTME		PTDE		Total	Total	Total		Grand Total
	M	F	M	F	M	F	M	F	UTME	DE	M	F	
Ambrose Alli University	7,607	10,477	660	866	709	773	318	319	19,566	2,163	9,294	12,435	21,729
Nasarawa State University	3,264	2,328	794	528	1,49	1,04	759	488	8,130	2,569	6,308	4,391	10,699
Ibrahim Badamosi Babangida University	1,867	1,217	979	697	1,10	611	1,21	785	4,800	3,677	5,167	3,310	8,477
Tai Solarin University of Education	3,210	4,657	86	200	68	63	29	31	7,998	346	3,393	4,951	8,344
Rivers State University	3,660	3,399	140	267	220	182	86	57	7,461	550	4,106	3,905	8,011
Delta State University	2,913	4,269	249	367	68	60	0	0	7,310	616	3,230	4,696	7,926
Lagos State University	2,889	3,518	688	829	0	0	0	0	6,407	1,517	3,577	4,347	7,924
Niger-Delta University	4,714	2,775	7	4	0	0	0	0	7,489	11	4,721	2,779	7,500
Ignatius Ajuru University of Educ.	1,863	1,940	327	176	160	230	1,11	1,30	4,193	2,923	3,469	3,647	7,116
Chukwuemeka Odumegwu Ojukwu University	1,106	1,561	3	10	71	100	1,66	2,38	2,838	4,064	2,842	4,060	6,902
Ladoke Akintola University of Tech.	3,649	3,065	27	43	0	0	0	0	6,714	70	3,676	3,108	6,784
Kwara State University	2,051	2,145	757	900	9	5	1	3	4,210	1,661	2,818	3,053	5,871
Benue State University	2,378	2,629	204	144	45	54	0	0	5,106	348	2,627	2,827	5,454
Kogi State University	2,591	2,524	74	48	0	0	0	25	5,115	147	2,665	2,597	5,262
Gombe State University	2,332	1,951	103	68	269	276	104	66	4,828	341	2,808	2,361	5,169
Adamawa State University	2,355	1,430	754	453	0	0	0	0	3,785	1,207	3,109	1,883	4,992
Bamidele Olumilua University of Education	2,336	2,499	0	0	0	2	0	0	4,837	0	2,336	2,501	4,837
Adekunle Ajasin University	2,278	2,337	115	59	2	0	0	0	4,617	174	2,395	2,396	4,791
Maitama Sule University	2,204	1,899	341	250	0	0	0	0	4,103	591	2,545	2,149	4,694
Sokoto State University	2,854	947	623	250	0	0	0	0	3,801	873	3,477	1,197	4,674
Kano University of Sci. & Tech.	3,385	843	268	33	0	0	0	0	4,228	301	3,653	876	4,529
Kaduna State University	1,931	2,032	76	61	116	77	102	81	4,156	320	2,225	2,251	4,476
Ekiti State University	1,830	2,311	47	43	46	47	45	49	4,234	184	1,968	2,450	4,418
Bauchi State University	1,912	887	459	111	46	30	83	98	2,875	751	2,500	1,126	3,626
Imo State University	1,297	2,234	26	42	0	0	0	0	3,531	68	1,323	2,276	3,599
Abia State University	1,191	1,886	5	13	95	61	2	3	3,233	23	1,293	1,963	3,256
Borno State University	1,321	712	345	148	88	94	57	58	2,215	608	1,811	1,012	2,823

Enugu State University of Sci. & Tech.	1,455	1,207	45	54	0	0	0	0	2,662	99	1,500	1,261	2,761
Cross River University of Technology	1,307	1,197	122	50	2	2	2	2	2,508	176	1,433	1,251	2,684
Akwa Ibom State University	1,323	1,315	28	15	0	0	2	0	2,638	45	1,353	1,330	2,683
Taraba State University	666	528	657	711	0	0	0	0	1,194	1,368	1,323	1,239	2,562
Yobe State University	1,031	527	680	279	22	12	0	0	1,592	959	1,733	818	2,551
Ebonyi State University	1,029	555	3	5	209	10	20	12	1,803	40	1,261	582	1,843
Plateau State University	899	735	24	10	0	0	0	0	1,634	34	923	745	1,668
Kebbi State University of Sci. & Tech.	1,018	381	168	26	0	0	0	0	1,399	194	1,186	407	1,593
Sule Lamido University	820	293	96	27	0	0	0	0	1,113	123	916	320	1,236
Zamfara State University	709	155	38	10	0	0	0	0	864	48	747	165	912
University of Medical Sciences, Ondo City	250	385	0	10	0	0	0	0	635	10	250	395	645
Edo University	283	212	5	3	19	1	18	4	515	30	325	220	545
Bayelsa Medical University Yenagoa	103	195	2	4	0	0	0	0	298	6	105	199	304
University of Africa	107	110	32	44	0	0	0	0	217	76	139	154	293
Edwin Clark University	71	122	6	4	0	0	0	0	193	10	77	126	203
The First Technical University	136	49	0	0	0	0	0	0	185	0	136	49	185
Eastern Palm University	38	33	0	0	0	0	0	0	71	0	38	33	71
Total	82,233	76,471	10,06	7,862	4,86	3,73	5,62	5,77	167,30	29,32	102,78	93,841	196,622

**Table 5. 5: Private Undergraduate New Entrants by University , Mode of Entry and Gender: 2021**

University	FT UTME		FT DE		PT UTME		PT DE		Total	Total	Total		Grand Total
	M	F	M	F	M	F	M	F	UTME	DE	M	F	
Novena University	58	60	843	904	0	0	0	0	118	1,747	901	964	1,865
Nile University of Nigeria	722	543	17	6	0	0	0	0	1,265	23	739	549	1,288
Redeemers University	465	529	67	54	0	0	0	0	994	121	532	583	1,115
Veritas University	420	599	2	3	0	0	0	0	1,019	5	422	602	1,024
Ritman University	310	277	38	42	0	0	0	0	587	80	348	319	667
Pan-Atlantic University	180	136	19	24	0	0	0	0	316	43	199	160	359
University of Mkar	154	122	12	11	0	0	0	0	276	23	166	133	299
Mountain Top University	148	136	7	7	0	0	0	0	284	14	155	143	298
Trinity University	67	105	39	58	0	0	0	0	172	97	106	163	269
Skyline University Nigeria	116	108	13	9	0	0	0	0	224	22	129	117	246
McPherson University	48	116	9	24	1	1	22	14	166	69	80	155	235
Rhema University	59	130	1	11	0	0	0	0	189	12	60	141	201
Oduduwa University	109	91	0	0	0	0	0	0	200	0	109	91	200
Western Delta University, Oghara	115	45	16	3	0	1	0	0	161	19	131	49	180
Legacy University, Okija	63	86	0	0	0	0	0	0	149	0	63	86	149
Obong University	57	68	2	2	0	0	0	0	125	4	59	70	129
Renaissance University	58	55	4	5	2	2	0	0	117	9	64	62	126
Paul University	84	41	0	0	0	0	0	0	125	0	84	41	125
PAMO University of Medical Sciences	43	78	0	0	0	0	0	0	121	0	43	78	121
Westland University	41	28	31	21	0	0	0	0	69	52	72	49	121
Samuel Adegboyega University	50	37	11	4	7	2	0	0	96	15	68	43	111
Precious Cornerstone University	44	48	0	0	4	7	0	0	103	0	48	55	103
Michael and Cecilia Ibru University	31	66	2	0	0	0	2	1	97	5	35	67	102
Salem University	30	44	9	5	0	0	4	3	74	21	43	52	95
Lead City University	28	20	12	15	0	0	0	0	48	27	40	35	75
Southwestern University	28	21	3	8	0	0	0	0	49	11	31	29	60
Spiritan University	31	20	0	0	0	0	0	5	51	5	31	25	56
Summit University	22	15	5	4	0	0	0	0	37	9	27	19	46
Tansian University	12	10	3	5	0	0	0	0	22	8	15	15	30
Wesley University of Science & Tech.	1	2	2	2	2	3	0	1	8	5	5	8	13
<b>Total</b>	<b>3,594</b>	<b>3,636</b>	<b>1,167</b>	<b>1,227</b>	<b>16</b>	<b>16</b>	<b>28</b>	<b>24</b>	<b>7,262</b>	<b>2,446</b>	<b>4,805</b>	<b>4,903</b>	<b>9,708</b>

**Table 5. 6: Undergraduate New Entrants by Programme by Mode of Entry and Gender: 2021**

Programme	FT UTME		FT DE		PT UTME		PT DE		Total	Total	Total		Grand Total
	M	F	M	F	M	F	M	F	UTME	DE	M	F	
Computer Science	17,679	4,830	2,348	805	394	126	148	80	23,029	3,381	20,569	5,841	26,410
Business Administration/Management	7,819	8,954	1,534	1,143	850	861	440	441	18,484	3,558	10,643	11,399	22,042
Agriculture	8,472	7,199	1,198	692	130	84	1,699	2,349	15,885	5,938	11,499	10,324	21,823
Political Science	10,854	5,872	1,213	716	1,099	535	862	384	18,360	3,175	14,028	7,507	21,535
Mass Communication	4,763	10,287	709	1,338	132	355	58	107	15,537	2,212	5,662	12,087	17,749
Microbiology	6,259	9,297	643	808	74	116	21	38	15,746	1,510	6,997	10,259	17,256
Economics/Economics & Development Studies	7,230	5,742	1,096	717	845	406	614	365	14,223	2,792	9,785	7,230	17,015
Nursing Science	1,910	11,897	512	2,465	0	0	37	52	13,807	3,066	2,459	14,414	16,873
Public Administration/Public Admin & Local	5,216	5,010	1,020	733	1,358	978	816	377	12,562	2,946	8,410	7,098	15,508
Sociology	5,360	5,022	959	620	1,074	706	756	523	12,162	2,858	8,149	6,871	15,020
Biochemistry	5,783	6,166	572	573	378	172	109	77	12,499	1,331	6,842	6,988	13,830
Entrepreneurship	4,754	5,879	994	1,115	85	88	31	42	10,806	2,182	5,864	7,124	12,988
History	4,520	5,766	566	601	220	138	251	60	10,644	1,478	5,557	6,565	12,122
Petroleum and Gas Engineering	6,043	4,438	386	238	72	52	150	132	10,605	906	6,651	4,860	11,511
Chemistry	5,349	4,669	732	544	0	0	0	0	10,018	1,276	6,081	5,213	11,294
Law	4,257	4,820	1,216	897	2	2	0	0	9,081	2,113	5,475	5,719	11,194
English	2,819	6,127	435	713	119	273	65	72	9,338	1,285	3,438	7,185	10,623
Criminology/Criminology & Security Studies	6,828	2,674	551	155	189	65	102	28	9,756	836	7,670	2,922	10,592
Education/Computer Science	6,209	2,395	886	367	29	16	11	6	8,649	1,270	7,135	2,784	9,919
Biology	3,437	4,590	453	437	0	0	0	0	8,027	890	3,890	5,027	8,917
Finance	2,609	3,112	868	759	283	170	223	50	6,174	1,900	3,983	4,091	8,074
Business Education	1,614	2,596	659	1,169	517	490	296	214	5,217	2,338	3,086	4,469	7,555
Education/Biology	1,894	3,388	517	561	248	107	278	83	5,637	1,439	2,937	4,139	7,076
Education/English	1,359	3,379	415	522	282	189	268	145	5,209	1,350	2,324	4,235	6,559
Library & Information Science	2,453	2,497	424	319	300	143	220	184	5,393	1,147	3,397	3,143	6,540
Medical Laboratory Science	2,280	2,823	624	798	0	0	0	0	5,103	1,422	2,904	3,621	6,525
Civil Engineering	5,092	652	594	79	0	0	0	0	5,744	673	5,686	731	6,417
Physics/Physics with Electronics	4,827	944	470	90	38	19	7	4	5,828	571	5,342	1,057	6,399
Mathematics	4,383	1,024	522	183	84	14	64	23	5,505	792	5,053	1,244	6,297
Medicine and Surgery	3,034	2,357	449	416	0	0	23	0	5,391	888	3,506	2,773	6,279
Information Technology	2,942	2,286	740	206	0	0	0	0	5,228	946	3,682	2,492	6,174
Electrical and Electronic Engineering	4,737	566	483	81	29	15	92	91	5,347	747	5,341	753	6,094
Botany/Plant Biology/Plant Sc & Biotechnology	2,248	3,207	204	167	28	47	2	3	5,530	376	2,482	3,424	5,906
Educational Management or Educational Planning	1,591	2,357	245	268	133	127	437	700	4,208	1,650	2,406	3,452	5,858
Mechanical Engineering	4,661	375	621	75	0	0	75	5	5,036	776	5,357	455	5,812
Early Childhood Education/Primary Education	1,101	2,821	438	971	17	77	74	92	4,016	1,575	1,630	3,961	5,591
Physiology	2,203	2,977	155	226	0	0	0	0	5,180	381	2,358	3,203	5,561
Peace Studies & Conflict Resolution	2,688	2,150	191	118	36	26	75	66	4,900	450	2,990	2,360	5,350



Geology/Earth Sciences	3,313	938	398	158	188	89	112	89	4,528	757	4,011	1,274	5,285
Public Health	338	710	1,619	2,474	0	0	12	75	1,048	4,180	1,969	3,259	5,228
Theatre Arts/Performing Arts	1,873	2,619	175	241	86	89	2	5	4,667	423	2,136	2,954	5,090
Guidance and Counselling	1,584	2,367	204	223	161	119	210	181	4,231	818	2,159	2,890	5,049
Anatomy (Human)	2,048	2,602	147	180	22	12	0	0	4,684	327	2,217	2,794	5,011
Science Laboratory Technology	1,463	2,531	252	480	8	14	12	23	4,016	767	1,735	3,048	4,783
Adult Education/Adult Education and Continuing	999	1,284	464	420	353	358	398	402	2,994	1,684	2,214	2,464	4,678
Health Education	924	1,569	294	334	437	362	321	316	3,292	1,265	1,976	2,581	4,557
Environmental Management and Toxicology	1,596	2,509	209	210	4	4	4	2	4,113	425	1,813	2,725	4,538
Linguistics	1,202	2,868	81	112	73	88	34	19	4,231	246	1,390	3,087	4,477
Geography	2,588	635	432	131	180	58	205	141	3,461	909	3,405	965	4,370
Education/Economics	1,374	1,451	344	159	275	165	311	147	3,265	961	2,304	1,922	4,226
Education/Chemistry	1,467	1,951	327	205	70	41	113	34	3,529	679	1,977	2,231	4,208
Zoology/Animal & Environmental Biology	1,570	1,909	289	274	13	14	1	2	3,506	566	1,873	2,199	4,072
Banking and Finance	1,227	1,334	217	170	300	153	313	178	3,014	878	2,057	1,835	3,892
Statistics	2,698	647	312	155	18	8	15	6	3,371	488	3,043	816	3,859
Education Foundation	1,334	1,253	657	520	14	33	4	30	2,634	1,211	2,009	1,836	3,845
Marketing	1,435	1,602	190	141	181	89	135	69	3,307	535	1,941	1,901	3,842
Education Technology	1,584	1,351	336	194	4	3	75	78	2,942	683	1,999	1,626	3,625
Philosophy	1,723	1,490	150	184	24	11	11	8	3,248	353	1,908	1,693	3,601
Food Science and Technology	796	1,448	162	192	122	300	129	310	2,666	793	1,209	2,250	3,459
Chemical Engineering	2,361	735	255	91	0	0	2	0	3,096	348	2,618	826	3,444
Education/Political Science	1,530	1,324	105	77	26	39	76	89	2,919	347	1,737	1,529	3,266
Architecture	2,177	616	308	88	3	0	3	1	2,796	400	2,491	705	3,196
Psychology	1,006	1,251	162	157	213	158	118	112	2,628	549	1,499	1,678	3,177
Computer Engineering	2,226	647	206	35	0	0	0	0	2,873	241	2,432	682	3,114
International Relations	1,128	1,586	102	147	30	36	43	14	2,780	306	1,303	1,783	3,086
Management Technology	1,007	759	277	100	351	199	212	88	2,316	677	1,847	1,146	2,993
Agricultural Extension	1,321	1,030	302	154	45	41	26	28	2,437	510	1,694	1,253	2,947
Human Kinetics or Sport Science or Physical	923	1,358	265	322	33	33	5	7	2,347	599	1,226	1,720	2,946
Pharmacy	1,251	1,300	137	87	0	116	0	0	2,667	224	1,388	1,503	2,891
Industrial Chemistry	1,624	993	152	104	0	0	0	0	2,617	256	1,776	1,097	2,873
Islamic Studies	1,182	599	324	196	105	149	79	84	2,035	683	1,690	1,028	2,718
Education/History	1,018	1,343	103	79	54	19	58	6	2,434	246	1,233	1,447	2,680
Agricultural Engineering	1,623	377	186	78	112	41	34	12	2,153	310	1,955	508	2,463
General Studies	1,257	1,152	0	0	0	0	0	0	2,409	0	1,257	1,152	2,409
Language Art	537	1,280	77	112	60	80	50	72	1,957	311	724	1,544	2,268
Forestry/Forestry & Wildlife Management/Wildlife	1,049	848	138	68	2	0	0	0	1,899	206	1,189	916	2,105
Fisheries/Fisheries and Aquaculture	815	965	136	91	9	16	14	40	1,805	281	974	1,112	2,086
Physiotherapy or Medical Rehabilitation	782	875	64	311	0	0	0	0	1,657	375	846	1,186	2,032
Radiography/Radiography & Radiation Sc	986	909	48	44	0	0	0	0	1,895	92	1,034	953	1,987
Special Education	787	683	175	142	17	20	73	85	1,507	475	1,052	930	1,982
Education/Mathematics	958	371	210	99	107	31	130	59	1,467	498	1,405	560	1,965
Crop Science and Horticulture	724	766	130	49	7	12	27	47	1,509	253	888	874	1,762

Petroleum Engineering	1,112	226	336	80	0	0	0	0	1,338	416	1,448	306	1,754
Education/Physics	1,087	458	148	31	4	2	3	2	1,551	184	1,242	493	1,735
Arabic	615	240	360	159	75	36	140	86	966	745	1,190	521	1,711
Biotechnology/Genetics & Biotechnology	547	645	118	98	88	94	57	58	1,374	331	810	895	1,705
Religious Studies	665	863	44	42	29	3	19	3	1,560	108	757	911	1,668
Quantity Surveying	1,073	270	208	44	18	6	0	0	1,367	252	1,299	320	1,619
Social Studies.	501	921	61	75	8	26	8	13	1,456	157	578	1,035	1,613
Human Nutrition and Dietetics	267	1,101	26	64	19	79	4	5	1,466	99	316	1,249	1,565
Mechatronic Engineering	1,304	113	78	8	0	0	0	0	1,417	86	1,382	121	1,503
Industrial Relations & Personnel Management	370	582	92	136	61	64	31	61	1,077	320	554	843	1,397
Urban and Regional Planning	904	213	164	54	0	0	0	0	1,117	218	1,068	267	1,335
Building	925	140	149	13	0	0	65	13	1,065	240	1,139	166	1,305
Surveying and Geo-Information	974	146	152	30	0	0	0	0	1,120	182	1,126	176	1,302
Social Work	455	526	32	39	90	105	26	23	1,176	120	603	693	1,296
Technical Education or Technology Education	790	295	85	16	32	24	22	8	1,141	131	929	343	1,272
Food Science	452	696	23	100	0	0	0	0	1,148	123	475	796	1,271
Veterinary Medicine	563	344	46	43	124	70	0	0	1,101	89	733	457	1,190
Actuarial Science	280	208	199	50	100	64	171	104	652	524	750	426	1,176
Education/Islamic Religious Studies	423	319	124	96	58	69	52	25	869	297	657	509	1,166
Geophysics/Applied Geophysics	911	181	41	18	5	0	5	0	1,097	64	962	199	1,161
Environmental Health Science	167	403	206	379	0	0	0	0	570	585	373	782	1,155
Material & Metallurgical Engineering	939	89	111	15	0	0	0	0	1,028	126	1,050	104	1,154
Estate Management	630	297	145	54	13	9	0	0	949	199	788	360	1,148
Information and Communication Technology	752	242	85	29	2	0	0	0	996	114	839	271	1,110
Pharmacology	448	477	57	78	0	0	0	0	925	135	505	555	1,060
Software Engineering	801	138	85	17	0	0	0	0	939	102	886	155	1,041
Electrical Engineering	853	45	132	6	0	0	0	0	898	138	985	51	1,036
French	246	513	93	156	7	3	7	5	769	261	353	677	1,030
Home Economics	172	506	27	83	12	17	74	87	707	271	285	693	978
Education/Geography	435	205	181	69	3	2	36	23	645	309	655	299	954
Cyber Security	760	110	73	10	0	0	0	0	870	83	833	120	953
Fine and Applied Arts	497	258	47	33	17	11	2	1	783	83	563	303	866
Curriculum Studies	283	472	17	14	3	4	4	10	762	45	307	500	807
Literature In English	193	344	74	39	33	23	44	32	593	189	344	438	782
Insurance	285	278	63	58	20	19	14	12	602	147	382	367	749
Christian Religious Studies	365	285	33	33	0	0	0	0	650	66	398	318	716
Creative Arts	202	188	123	86	41	30	22	21	461	252	388	325	713
Hausa	241	125	83	39	36	15	45	51	417	218	405	230	635
Archaeology	199	313	36	18	12	33	1	1	557	56	248	365	613
Integrated Science	228	253	61	55	0	0	0	1	481	117	289	309	598
Cooperative and Rural Development	237	243	52	55	0	0	0	0	480	107	289	298	587
Food Engineering	392	149	11	10	0	0	0	0	541	21	403	159	562
Hospitality & Tourism Management	115	357	13	50	3	6	4	5	481	72	135	418	553
Electronics Engineering	477	40	22	1	0	0	0	0	517	23	499	41	540

Dentistry	290	200	23	24	0	0	0	0	490	47	313	224	537
Marine Engineering	446	29	29	6	0	0	0	0	475	35	475	35	510
Optometry	212	248	20	18	0	0	0	0	460	38	232	266	498
Information Systems	403	78	5	1	0	0	0	0	481	6	408	79	487
Music	244	171	32	23	13	1	0	1	429	56	289	196	485
Biomedical Engineering	290	142	19	18	0	0	0	0	432	37	309	160	469
Home Science	67	278	8	48	8	42	5	8	395	69	88	376	464
Water Resources & Environmental Engineering	339	56	53	10	0	0	0	0	395	63	392	66	458
Industrial Design	250	82	83	39	0	0	0	0	332	122	333	121	454
Medical Biochemistry	168	275	3	8	0	0	0	0	443	11	171	283	454
Environmental Management	222	153	49	28	0	0	0	0	375	77	271	181	452
Transport & Logistics/Transport & Logistics	299	90	34	15	0	0	0	0	389	49	333	105	438
Telecommunication Science	291	54	59	13	0	0	0	0	345	72	350	67	417
Marine Science	117	92	93	114	0	0	0	0	209	207	210	206	416
Physical and Health Education	133	185	39	34	0	0	0	0	318	73	172	219	391
Communication and Language Arts	93	248	4	24	7	11	0	0	359	28	104	283	387
Education/Accounting	88	208	27	54	0	0	0	0	296	81	115	262	377
Industrial Mathematics	279	59	3	1	0	0	0	0	338	4	282	60	342
Education/French	53	141	33	62	5	9	13	25	208	133	104	237	341
Industrial and Production Engineering/Production	266	46	23	5	0	0	0	0	312	28	289	51	340
Molecular Biology	101	198	0	0	0	0	0	0	299	0	101	198	299
Aeronautic and Astronautic Engineering	212	25	36	7	0	0	0	0	237	43	248	32	280
Environmental Education	76	116	8	20	8	15	20	16	215	64	112	167	279
Education/Arabic	151	44	39	18	7	3	13	3	205	73	210	68	278
Education/Hausa	64	19	45	25	38	12	50	17	133	137	197	73	270
Water Resources Management & Agrometeorology	161	49	6	1	14	2	25	8	226	40	206	60	266
Education/Christian Religious Studies	74	131	20	13	1	0	0	24	206	57	95	168	263
Local Government Studies/Local Government and	113	96	24	19	0	0	0	0	209	43	137	115	252
Education/Government	90	152	0	0	0	0	0	0	242	0	90	152	242
Systems Engineering	141	30	45	16	0	0	0	0	171	61	186	46	232
Cell Biology & Genetics	58	84	31	56	0	0	0	0	142	87	89	140	229
Policy & Strategic Studies.	79	77	0	0	40	26	1	3	222	4	120	106	226
Agricultural Co-operative and Management	159	55	0	0	0	0	0	0	214	0	159	55	214
Demography and Social Statistics	92	98	14	7	0	0	0	0	190	21	106	105	211
Telecommunication Engineering	159	29	18	4	0	0	0	0	188	22	177	33	210
Education/Religious Studies	62	128	6	11	0	0	0	0	190	17	68	139	207
Mining Engineering	156	36	9	2	0	0	0	0	192	11	165	38	203
Forensic Science	96	105	0	0	0	0	0	0	201	0	96	105	201
Education/Music	31	139	1	21	0	0	0	0	170	22	32	160	192
Nutrition and Dietetics	38	111	16	14	0	0	0	0	149	30	54	125	179
Taxation	99	75	3	1	0	0	0	0	174	4	102	76	178
Energy & Petroleum Studies	7	1	153	12	0	0	0	0	8	165	160	13	173
Polymer and Textile Engineering	142	20	8	1	0	0	0	0	162	9	150	21	171
Office & Information Management	71	60	0	7	16	15	0	0	162	7	87	82	169

Automotive Engineering	156	6	5	0	0	0	0	0	162	5	161	6	167
Public Administration	73	30	22	4	11	3	18	4	117	48	124	41	165
Ecology or Environmental Biology	63	97	0	4	0	0	0	0	160	4	63	101	164
Public Health Engineering/ Technology	49	104	3	8	0	0	0	0	153	11	52	112	164
Russian	54	83	4	18	1	0	1	0	138	23	60	101	161
Human Biology	84	70	4	1	0	0	0	0	154	5	88	71	159
Animal Science	109	36	11	0	0	0	0	0	145	11	120	36	156
Dramatic Arts	76	64	9	6	0	0	0	0	140	15	85	70	155
Yoruba	57	79	7	8	0	0	0	0	136	15	64	87	151
Education/Library & Information Science	19	25	39	24	8	6	12	11	58	86	78	66	144
Information Science and Media Studies	90	42	3	5	0	0	0	0	132	8	93	47	140
Agricultural Economics and Extension	102	30	5	2	0	0	0	0	132	7	107	32	139
Project Management Technology	122	12	0	0	0	0	0	0	134	0	122	12	134
Education/Yoruba	19	57	7	34	1	11	0	0	88	41	27	102	129
Soil Science	102	20	2	0	0	0	0	0	122	2	104	20	124
Parasitology & Entomology	30	74	8	10	0	0	0	0	104	18	38	84	122
Education/Transport Planning	71	43	0	0	4	2	0	0	120	0	75	45	120
Animal and Environmental Biology	63	25	4	1	0	0	0	0	88	5	67	26	93
Metallurgical Engineering	88	0	3	0	0	0	0	0	88	3	91	0	91
Environmental Engineering	67	14	7	2	0	0	0	0	81	9	74	16	90
Igbo	24	48	0	3	5	3	3	4	80	10	32	58	90
Plant Science and Biotechnology	53	36	0	0	0	0	0	0	89	0	53	36	89
Co-operative Economics & Management	15	40	0	0	2	2	10	16	59	26	27	58	85
Intelligence & Security Studies	6	2	52	25	0	0	0	0	8	77	58	27	85
Structural Engineering	71	10	1	0	0	0	0	0	81	1	72	10	82
Prosthetic and Orthotics	31	50	0	0	0	0	0	0	81	0	31	50	81
Environmental Protection and Resource	50	23	0	0	0	0	0	0	73	0	50	23	73
Anthropology	20	45	0	0	0	0	0	0	65	0	20	45	65
Dental Technology	28	37	0	0	0	0	0	0	65	0	28	37	65
German	14	49	0	1	0	0	0	0	63	1	14	50	64
Operations Research	47	4	10	1	0	0	0	0	51	11	57	5	62
Marine Biology	16	43	0	0	0	0	0	0	59	0	16	43	59
Meteorology	50	8	0	0	0	0	0	0	58	0	50	8	58
Natural & Environmental Science	7	42	3	3	0	0	0	0	49	6	10	45	55
Classics	14	31	0	0	0	0	0	0	45	0	14	31	45
Petroleum Chemistry/Petroleum Studies	11	13	13	6	0	0	0	0	24	19	24	19	43
Plant Science	23	20	0	0	0	0	0	0	43	0	23	20	43
Wood Product Engineering	32	6	2	0	0	0	0	0	38	2	34	6	40
Electronics	36	2	0	0	0	0	0	0	38	0	36	2	38
Fulfulde	6	2	5	2	12	4	4	1	24	12	27	9	36
Education/Fine & Applied Arts	13	7	0	0	0	0	0	0	20	0	13	7	20
Kanuri	4	1	5	2	1	1	2	1	7	10	12	5	17
Education/Efik-Ibibio	5	8	0	0	0	0	0	0	13	0	5	8	13
Education/Igbo	1	2	1	9	0	0	0	0	3	10	2	11	13

Educational psychology	3	9	1	0	0	0	0	0	12	1	4	9	13
Efik/Ibibio	2	2	2	1	0	0	0	0	4	3	4	3	7
Logistics and Supply Chain Management	5	0	0	0	0	0	0	0	5	0	5	0	5
Linguistics/Urhobo	1	2	0	0	0	0	0	0	3	0	1	2	3
Theology/Christian Theology	1	2	0	0	0	0	0	0	3	0	1	2	3
Education/Statistics	0	0	0	0	0	0	0	0	0	0	0	0	0
Industrial and Labour Relations	0	0	0	0	0	0	0	0	0	0	0	0	0
Marine Economics & Finance	0	0	0	0	0	0	0	0	0	0	0	0	0
Marine Environmental Management and Control	0	0	0	0	0	0	0	0	0	0	0	0	0
Nautical Science	0	0	0	0	0	0	0	0	0	0	0	0	0
Ports Management	0	0	0	0	0	0	0	0	0	0	0	0	0
Production Engineering/Industrial & Production	0	0	0	0	0	0	0	0	0	0	0	0	0
Social Justice	0	0	0	0	0	0	0	0	0	0	0	0	0
Grand Total	271,885	238,965	43,438	36,036	13,867	10,379	12,704	10,444	535,096	102,622	341,894	295,824	637,718

**Table 5. 7: Enrolment by Programme by Level and Gender: 2021**

Programme	FT UG		PT UG		FT PG		PT PG		Total		Grand
	M	F	M	F	M	F	M	F	M	F	Total
Accounting	36,887	42,353	5,331	3,745	3,682	2,275	1,286	660	47,186	49,033	96,219
Agriculture	38,186	31,877	1,136	1,307	2,504	1,731	362	220	42,188	35,135	77,323
Microbiology	17,562	27,479	233	369	1,267	1,218	207	131	19,269	29,197	48,466
Mass Communication	12,274	25,327	595	1,404	1,171	1,421	197	232	14,237	28,384	42,621
Business Administration/Management	22,955	21,313	3,453	3,373	3,083	2,010	1,052	743	30,543	27,439	57,982
Biochemistry	19,727	21,255	265	294	1,073	889	214	103	21,279	22,541	43,820
English	9,452	19,461	480	1,191	975	1,041	181	159	11,088	21,852	32,940
Nursing Science	6,326	20,893	155	192	178	345	17	65	6,676	21,495	28,171
Law	17,202	19,509	3	4	1,481	1,162	171	153	18,857	20,828	39,685
Sociology	17,809	15,527	4,171	3,195	2,286	1,618	517	273	24,783	20,613	45,396
Political Science	30,795	15,690	4,176	2,190	3,302	1,882	1,190	575	39,463	20,337	59,800
Economics/Economics & Development	22,713	15,309	3,228	1,756	2,651	1,474	656	293	29,248	18,832	48,080
History	13,539	15,663	950	732	1,062	506	289	94	15,840	16,995	32,835
Public Administration/Public Admin &	14,355	11,468	4,348	3,075	1,621	836	943	471	21,267	15,850	37,117
Biology	11,878	13,996	1	1	544	401	0	1	12,423	14,399	26,822
Computer Science	47,602	12,100	1,543	1,041	1,859	818	250	102	51,254	14,061	65,315
Chemistry	17,338	13,046	0	0	1,378	763	34	34	18,750	13,843	32,593
Education/English	4,881	10,357	1,864	1,524	262	284	173	60	7,180	12,225	19,405
Medicine and Surgery	13,274	10,953	0	0	953	912	80	126	14,307	11,991	26,298
Education/Biology	7,251	11,024	1,288	519	390	273	283	77	9,212	11,893	21,105
Medical Laboratory Science	8,263	10,884	0	0	464	483	14	17	8,741	11,384	20,125
Library & Information Science	8,125	8,156	1,475	846	1,135	1,388	255	158	10,990	10,548	21,538
Botany/Plant Biology/Plant Sc &	7,092	9,393	106	154	434	283	25	33	7,657	9,863	17,520
Educational Management or Educational	4,295	6,082	1,816	1,961	968	1,283	160	308	7,239	9,634	16,873
Business Education	5,020	7,939	1,187	987	574	298	303	159	7,084	9,383	16,467
Guidance and Counselling	4,240	5,867	1,428	2,095	815	1,110	30	57	6,513	9,129	15,642
Linguistics	3,686	8,144	198	325	349	333	62	49	4,295	8,851	13,146
Entrepreneurship	6,788	7,722	172	225	294	157	0	0	7,254	8,104	15,358
Physiology	6,079	7,717	0	0	275	235	63	26	6,417	7,978	14,395
Food Science and Technology	3,954	6,699	335	666	328	325	38	43	4,655	7,733	12,388
Science Laboratory Technology	4,149	7,488	45	81	22	49	0	0	4,216	7,618	11,834
Anatomy (Human)	6,540	7,350	0	0	319	158	106	47	6,965	7,555	14,520
Education Foundation	5,875	5,533	433	741	1,025	807	136	149	7,469	7,230	14,699
Banking and Finance	6,250	6,170	963	542	792	361	394	150	8,399	7,223	15,622
Adult Education/Adult Education and	4,076	4,268	2,273	1,553	1,403	1,225	364	149	8,116	7,195	15,311
Early Childhood Education/Primary	2,953	5,880	198	525	475	662	3	8	3,629	7,075	10,704

Theatre Arts/Performing Arts	4,677	6,444	216	252	347	291	175	84	5,415	7,071	12,486
Education Technology	5,041	3,521	39	69	2,375	3,389	6	5	7,461	6,984	14,445
Education/Chemistry	6,003	6,209	719	217	200	114	156	69	7,078	6,609	13,687
Zoology/Animal & Environmental Biology	6,130	6,087	82	102	489	340	42	17	6,743	6,546	13,289
Petroleum and Gas Engineering	8,451	5,691	222	188	778	476	87	47	9,538	6,402	15,940
Education/Economics	5,063	4,873	1,336	607	797	751	316	72	7,512	6,303	13,815
Pharmacy	5,621	5,744	0	0	312	312	50	46	5,983	6,102	12,085
Public Health	3,067	5,120	0	0	407	738	41	40	3,515	5,898	9,413
Finance	4,523	4,734	993	604	420	242	647	289	6,583	5,869	12,452
Psychology	4,609	4,743	519	573	482	460	127	85	5,737	5,861	11,598
Philosophy	6,246	5,258	113	97	221	85	21	5	6,601	5,445	12,046
Agricultural Extension	5,154	4,341	153	228	717	470	187	85	6,211	5,124	11,335
Marketing	3,785	4,426	681	400	406	236	188	56	5,060	5,118	10,178
Geography	10,977	3,011	772	366	2,063	1,182	291	131	14,103	4,690	18,793
International Relations	3,240	4,195	270	129	110	86	0	0	3,620	4,410	8,030
Health Education	1,871	2,435	1,313	1,194	489	376	461	277	4,134	4,282	8,416
Crop Science and Horticulture	3,740	4,003	41	78	238	145	9	5	4,028	4,231	8,259
Mathematics	13,605	3,650	136	44	1,123	340	150	52	15,014	4,086	19,100
Environmental Management and	2,733	3,897	18	14	135	155	12	17	2,898	4,083	6,981
Human Nutrition and Dietetics	692	3,476	75	378	59	128	8	42	834	4,024	4,858
Social Studies.	1,946	2,543	1,303	1,353	65	51	7	5	3,321	3,952	7,273
Fisheries/Fisheries and Aquaculture	3,757	3,756	11	2	211	172	14	16	3,993	3,946	7,939
Industrial Chemistry	5,611	3,820	0	0	183	117	2	1	5,796	3,938	9,734
Physics/Physics with Electronics	16,298	3,390	114	63	1,257	250	193	104	17,862	3,807	21,669
Criminology/Criminology & Security	9,316	3,643	470	118	116	39	17	3	9,919	3,803	13,722
Language Art	1,645	3,268	177	333	102	150	46	6	1,970	3,757	5,727
Geology/Earth Sciences	10,122	3,485	0	0	681	244	28	12	10,831	3,741	14,572
Human Kinetics or Sport Science or	2,165	3,191	127	136	221	257	27	16	2,540	3,600	6,140
Management Technology	2,715	1,992	1,364	927	845	502	363	54	5,287	3,475	8,762
Islamic Studies	5,267	2,630	547	541	694	153	95	15	6,603	3,339	9,942
Education/Political Science	2,996	2,488	236	197	402	575	1	1	3,635	3,261	6,896
Electrical and Electronic Engineering	17,981	2,403	104	114	1,634	734	29	5	19,748	3,256	23,004
Education/History	2,596	3,010	346	152	86	57	102	31	3,130	3,250	6,380
Peace Studies & Conflict Resolution	3,483	2,656	111	94	343	224	42	23	3,979	2,997	6,976
Physiotherapy or Medical Rehabilitation	2,591	2,869	0	0	112	106	21	10	2,724	2,985	5,709
Special Education	2,300	2,097	124	175	520	664	43	33	2,987	2,969	5,956
Statistics	8,304	2,530	143	51	789	343	73	23	9,309	2,947	12,256
Forestry/Forestry & Wildlife	3,900	2,679	6	3	239	173	21	11	4,166	2,866	7,032
Religious Studies	2,188	2,677	68	11	470	142	37	8	2,763	2,838	5,601

Chemical Engineering	8,705	2,652	0	0	512	147	25	1	9,242	2,800	12,042
Civil Engineering	19,361	2,437	0	0	1,343	151	40	8	20,744	2,596	23,340
Biotechnology/Genetics & Biotechnology	1,977	2,477	0	0	43	68	0	0	2,020	2,545	4,565
Education/Geography	2,672	1,317	745	530	506	333	0	1	3,923	2,181	6,104
Radiography/Radiography & Radiation Sc	3,208	2,084	0	0	31	16	0	0	3,239	2,100	5,339
Industrial Relations & Personnel	1,051	1,550	117	207	101	124	118	186	1,387	2,067	3,454
Arabic	3,633	1,391	752	457	636	151	84	51	5,105	2,050	7,155
Education/Mathematics	3,171	1,605	560	115	265	185	128	60	4,124	1,965	6,089
Education/Physics	3,509	1,839	215	96	75	23	1	1	3,800	1,959	5,759
Architecture	7,207	1,631	0	0	976	286	6	7	8,189	1,924	10,113
Education/Islamic Religious Studies	1,843	1,420	439	443	46	16	28	3	2,356	1,882	4,238
Home Economics	408	1,245	106	111	351	524	0	0	865	1,880	2,745
Social Work	1,093	1,252	640	567	56	56	2	2	1,791	1,877	3,668
Computer Engineering	7,782	1,759	0	0	264	93	1	0	8,047	1,852	9,899
Mechanical Engineering	18,975	1,669	10	0	1,283	123	41	6	20,309	1,798	22,107
Information Technology	4,018	1,393	22	0	904	316	0	0	4,944	1,709	6,653
Estate Management	3,135	1,560	54	17	287	114	48	13	3,524	1,704	5,228
French	731	1,567	51	30	71	87	10	12	863	1,696	2,559
Environmental Health Science	710	1,563	14	20	13	15	0	0	737	1,598	2,335
Education/Computer Science	3,854	1,347	205	121	51	94	1	2	4,111	1,564	5,675
Literature In English	912	1,321	167	103	90	94	49	29	1,218	1,547	2,765
Hospitality & Tourism Management	562	1,465	53	11	24	20	3	6	642	1,502	2,144
Curriculum Studies	885	1,282	29	30	146	137	43	26	1,103	1,475	2,578
Archaeology	709	1,073	56	123	271	151	11	10	1,047	1,357	2,404
Veterinary Medicine	1,887	1,243	0	0	152	85	16	15	2,055	1,343	3,398
Home Science	388	1,158	17	132	11	38	1	12	417	1,340	1,757
General Studies	1,257	1,152	0	0	97	151	17	13	1,371	1,316	2,687
Education/Accounting	792	1,261	3	6	8	8	0	0	803	1,275	2,078
Agricultural Engineering	6,332	1,076	0	0	575	185	20	6	6,927	1,267	8,194
Pharmacology	1,181	1,169	0	0	67	58	6	4	1,254	1,231	2,485
Urban and Regional Planning	4,109	1,016	0	0	525	176	46	17	4,680	1,209	5,889
Communication and Language Arts	307	908	33	114	84	127	16	12	440	1,161	1,601
Food Science	735	1,138	0	0	7	12	0	0	742	1,150	1,892
Insurance	1,015	1,032	40	33	46	26	65	40	1,166	1,131	2,297
Technical Education or Technology	3,008	987	174	83	163	39	4	2	3,349	1,111	4,460
Medical Biochemistry	639	1,100	0	0	5	1	0	0	644	1,101	1,745
Quantity Surveying	4,545	987	0	0	269	85	0	1	4,814	1,073	5,887
Petroleum Engineering	4,677	979	0	0	216	56	2	0	4,895	1,035	5,930
Fine and Applied Arts	1,692	935	72	35	81	53	5	3	1,850	1,026	2,876



Dentistry	1,415	1,016	0	0	21	7	0	2	1,436	1,025	2,461
Public Health Engineering/ Technology	685	457	790	529	29	16	37	18	1,541	1,020	2,561
Education/Music	220	951	0	0	25	37	6	14	251	1,002	1,253
Integrated Science	530	945	0	1	14	14	1	0	545	960	1,505
Environmental Management	1,155	809	0	0	207	113	39	20	1,401	942	2,343
Hausa	1,571	692	182	162	148	69	8	4	1,909	927	2,836
Information and Communication	2,377	776	8	3	83	38	0	0	2,468	817	3,285
Christian Religious Studies	864	751	12	5	153	51	1	0	1,030	807	1,837
Geophysics/Applied Geophysics	2,506	730	13	0	128	50	3	1	2,650	781	3,431
Actuarial Science	966	637	55	38	13	8	7	1	1,041	684	1,725
Physical and Health Education	730	660	0	2	25	20	0	1	755	683	1,438
Creative Arts	584	553	88	80	51	35	0	0	723	668	1,391
Music	1,050	592	56	23	34	19	2	1	1,142	635	1,777
Education/French	216	499	73	27	31	81	21	22	341	629	970
Education/Religious Studies	312	594	0	0	33	25	0	2	345	621	966
Building	4,641	568	13	0	253	33	51	13	4,958	614	5,572
Surveying and Geo-Information	3,649	540	7	3	285	52	24	3	3,965	598	4,563
Office & Information Management	191	443	44	85	40	47	0	0	275	575	850
Biomedical Engineering	668	523	0	0	56	38	5	3	729	564	1,293
Transport & Logistics/Transport &	1,184	489	0	0	97	50	11	3	1,292	542	1,834
Optometry	518	521	0	0	9	12	0	0	527	533	1,060
Industrial Design	1,257	410	0	0	156	82	0	0	1,413	492	1,905
Education/Christian Religious Studies	278	450	23	29	1	1	0	0	302	480	782
Ecology or Environmental Biology	230	432	0	0	33	27	0	0	263	459	722
Education/Government	283	430	0	0	11	19	1	1	295	450	745
Parasitology & Entomology	239	423	0	0	5	2	0	0	244	425	669
Local Government Studies/Local	572	388	0	0	52	12	34	9	658	409	1,067
Software Engineering	2,362	408	0	0	0	0	0	0	2,362	408	2,770
Demography and Social Statistics	519	395	0	0	33	10	0	0	552	405	957
Education/Transport Planning	392	391	14	5	0	0	0	0	406	396	802
Cyber Security	2,113	303	0	0	367	87	0	0	2,480	390	2,870
Food Engineering	951	301	0	0	46	77	4	8	1,001	386	1,387
Education/Library & Information Science	400	275	0	0	131	100	0	0	531	375	906
Nutrition and Dietetics	156	353	0	0	16	17	0	0	172	370	542
Water Resources Management &	754	313	39	10	54	39	1	0	848	362	1,210
Material & Metallurgical Engineering	3,065	334	0	0	111	18	0	0	3,176	352	3,528
Co-operative Economics & Management	151	275	32	47	4	9	0	0	187	331	518
Environmental Education	155	272	24	22	32	34	1	0	212	328	540
Education/Hausa	473	177	292	125	71	17	73	4	909	323	1,232

Agricultural Economics and Extension	964	319	0	0	8	1	0	0	972	320	1,292
Agricultural Co-operative and Management	620	309	0	0	36	10	0	0	656	319	975
Industrial Mathematics	815	267	0	0	151	37	0	0	966	304	1,270
Education/Arabic	521	206	178	40	163	52	21	6	883	304	1,187
Public Administration	598	154	447	128	77	19	0	0	1,122	301	1,423
Education/Yoruba	74	182	42	109	8	10	0	0	124	301	425
Russian	172	298	1	1	4	1	0	0	177	300	477
Mechatronic Engineering	3,697	288	0	0	35	11	0	0	3,732	299	4,031
Information Systems	970	217	195	18	47	21	0	0	1,212	256	1,468
Electrical Engineering	3,634	223	0	0	263	24	4	0	3,901	247	4,148
Dramatic Arts	241	244	0	0	2	3	0	0	243	247	490
Environmental Protection and Resource	289	180	53	34	22	6	0	0	364	220	584
Policy & Strategic Studies.	197	205	3	3	7	9	0	0	207	217	424
Animal Science	528	206	0	0	24	9	0	0	552	215	767
Dental Technology	118	205	0	0	0	0	0	0	118	205	323
Human Biology	179	202	0	0	0	0	0	0	179	202	381
Igbo	67	156	17	39	2	5	0	0	86	200	286
Taxation	274	196	0	0	0	0	0	0	274	196	470
Water Resources & Environmental	666	152	0	0	101	42	0	0	767	194	961
Industrial and Production	1,118	177	0	0	84	13	28	2	1,230	192	1,422
Yoruba	117	173	0	0	4	17	0	1	121	191	312
Marine Biology	100	186	0	0	1	1	0	0	101	187	288
Information Science and Media Studies	100	96	0	0	83	77	13	6	196	179	375
German	40	129	0	0	24	44	6	2	70	175	245
Environmental Engineering	570	168	0	0	30	6	1	0	601	174	775
Prosthetic and Orthotics	114	166	0	0	0	0	0	0	114	166	280
Forensic Science	135	165	0	0	0	0	0	0	135	165	300
Intelligence & Security Studies	318	90	0	0	61	57	0	0	379	147	526
Polymer and Textile Engineering	769	140	0	0	45	6	0	0	814	146	960
Marine Engineering	1,999	132	0	0	96	7	0	0	2,095	139	2,234
Systems Engineering	731	131	0	0	26	4	24	4	781	139	920
Electronics Engineering	1,327	133	0	0	30	5	3	0	1,360	138	1,498
Anthropology	67	114	0	0	20	15	1	0	88	129	217
Animal and Environmental Biology	168	120	0	0	0	0	0	0	168	120	288
Classics	47	101	0	0	0	7	1	0	48	108	156
Telecommunication Engineering	713	99	0	0	61	7	0	0	774	106	880
Mining Engineering	606	97	0	0	82	7	0	0	688	104	792
Plant Science and Biotechnology	162	104	0	0	5	0	0	0	167	104	271
Marine Science	344	49	0	0	23	18	55	35	422	102	524

Natural & Environmental Science	18	97	0	0	0	0	0	0	18	97	115
Project Management Technology	309	68	0	0	191	20	0	0	500	88	588
Aeronautic and Astronautic Engineering	686	72	0	0	26	4	0	0	712	76	788
Marine Economics & Finance	175	71	0	0	4	0	0	0	179	71	250
Telecommunication Science	354	68	0	0	0	0	0	0	354	68	422
Energy & Petroleum Studies	267	20	0	0	32	43	0	0	299	63	362
Fulfulde	22	8	57	26	9	6	35	23	123	63	186
Cell Biology & Genetics	0	0	0	0	40	54	7	4	47	58	105
Petroleum Chemistry/Petroleum Studies	78	57	0	0	0	0	0	0	78	57	135
Cooperative and Rural Development	67	56	0	0	0	0	0	0	67	56	123
Structural Engineering	387	43	0	0	39	9	0	0	426	52	478
Marine Environmental Management and	52	46	0	0	41	5	0	0	93	51	144
Metallurgical Engineering	447	33	0	0	93	10	0	0	540	43	583
Education/Fine & Applied Arts	81	40	0	0	4	3	0	0	85	43	128
Soil Science	281	39	0	0	2	0	0	0	283	39	322
Molecular Biology	0	0	0	0	36	36	0	0	36	36	72
Plant Science	34	33	0	0	0	0	0	0	34	33	67
Logistics and Supply Chain Management	31	0	0	10	50	21	0	0	81	31	112
Nautical Science	236	29	0	0	0	0	0	0	236	29	265
Meteorology	344	26	0	0	17	2	0	0	361	28	389
Operations Research	209	27	0	0	13	1	0	0	222	28	250
Ports Management	81	24	0	0	0	0	0	0	81	24	105
Production Engineering/Industrial &	104	17	0	0	13	2	0	0	117	19	136
Education/Igbo	3	12	0	4	0	0	0	0	3	16	19
Automotive Engineering	388	15	0	0	0	0	0	0	388	15	403
Kanuri	8	5	9	7	1	1	2	1	20	14	34
Wood Product Engineering	58	8	0	0	12	4	4	1	74	13	87
Efik/Ibibio	5	13	0	0	0	0	0	0	5	13	18
Education/Efik-Ibibio	8	12	0	0	0	0	0	0	8	12	20
Linguistics/Urhobo	5	12	0	0	0	0	0	0	5	12	17
Theology/Christian Theology	4	9	0	0	4	0	0	0	8	9	17
Educational psychology	4	8	0	0	0	0	0	0	4	8	12
Electronics	0	0	36	2	0	0	0	0	36	2	38
Social Justice	3	2	0	0	0	0	0	0	3	2	5
Education/Statistics	0	0	0	0	0	1	0	0	0	1	1
Industrial and Labour Relations	0	0	0	0	0	0	0	0	0	0	0
Total	881,775	719,742	64,175	51,424	78,293	52,848	15,562	8,490	1,039,805	832,504	1,872,309

**Table 5. 8: Federal Enrolment by University, Level and Gender : 2021**

University	FT UG		PT UG		FT PG		PT PG		Total		Grand
	M	F	M	F	M	F	M	F	M	F	Total
National Open University of Nigeria	52,544	55,376	0	0	3,449	4,123	0	0	55,993	59,499	115,492
University of Maiduguri	41,209	15,955	21,195	9,173	9,224	3,719	7,827	3,149	79,455	31,996	111,451
University of Nigeria	19,380	23,536	1,850	3,859	1,663	1,476	373	348	23,266	29,219	52,485
University of Ilorin	22,877	24,064	963	1,690	1,635	1,094	54	65	25,529	26,913	52,442
University of Benin	19,455	20,585	1,523	1,273	1,817	1,165	169	77	22,964	23,100	46,064
Bayero University	20,592	11,650	2,867	1,572	6,314	2,858	31	12	29,804	16,092	45,896
University of Jos	18,581	15,956	417	781	2,061	1,014	0	0	21,059	17,751	38,810
University of Abuja	9,902	9,720	6,216	6,399	1,421	1,149	0	0	17,539	17,268	34,807
University of Lagos	12,000	11,423	1,911	2,584	1,464	1,240	1,696	1,479	17,071	16,726	33,797
Federal University Oye-Ekiti	14,651	13,051	1,554	1,480	161	49	14	3	16,380	14,583	30,963
University of Port Harcourt	12,274	15,300	545	442	919	794	140	79	13,878	16,615	30,493
University of Calabar	13,147	14,630	498	570	694	557	18	22	14,357	15,779	30,136
Obafemi Awolowo University	15,610	12,981	0	9	595	474	1	7	16,206	13,471	29,677
Nnamdi Azikiwe University	11,449	13,457	910	1,287	422	285	42	51	12,823	15,080	27,903
University of Ibadan	7,610	7,037	0	0	5,079	5,093	914	680	13,603	12,810	26,413
University of Uyo	11,690	11,315	713	1,469	630	437	71	62	13,104	13,283	26,387
Federal University of Technology, Minna	16,161	5,325	0	0	2,554	733	0	0	18,715	6,058	24,773
Federal University of Technology, Owerri	16,094	6,889	0	0	688	335	0	0	16,782	7,224	24,006
Abubakar Tafawa Balewa University	16,493	5,465	323	225	882	227	0	0	17,698	5,917	23,615
Federal University of Agriculture, Abeokuta	11,634	8,983	314	171	686	897	66	51	12,700	10,102	22,802
Usmanu Danfodiyo University	14,193	7,338	11	5	534	135	0	0	14,738	7,478	22,216
Michael Okpara University of Agric.	9,286	7,420	363	538	831	576	138	137	10,618	8,671	19,289
Federal University Dutsin-Ma	12,448	5,253	314	105	657	108	111	21	13,530	5,487	19,017
Federal University of Agriculture, Makurdi	11,841	5,542	0	0	627	248	0	0	12,468	5,790	18,258
Federal University of Technology, Akure	10,694	4,041	247	68	1,456	610	0	0	12,397	4,719	17,116
Modibbo Adama University	9,468	3,769	0	0	937	212	0	0	10,405	3,981	14,386
Alex Ekwueme Federal University	6,067	7,510	0	0	113	66	0	0	6,180	7,576	13,756
Ahmadu Bello University	6,949	4,619	0	0	795	372	434	161	8,178	5,152	13,330
Federal University Dutse	8,096	3,484	0	0	276	54	473	117	8,845	3,655	12,500
Umaru Musa Yar'Adua University	7,425	2,858	0	0	734	243	0	0	8,159	3,101	11,260

Federal University Lafia	5,030	4,075	597	336	873	235	5	0	6,505	4,646	11,151
Federal University Kashere	7,092	3,483	0	0	232	47	0	0	7,324	3,530	10,854
Federal University Otuoke	5,304	3,738	0	0	0	0	0	0	5,304	3,738	9,042
Federal University Lokoja	4,276	3,793	0	0	607	329	0	0	4,883	4,122	9,005
Federal University Wukari	5,116	3,186	0	0	0	0	0	0	5,116	3,186	8,302
Federal University Gusau	4,275	2,135	0	0	0	0	0	0	4,275	2,135	6,410
Federal University of Petroleum Resources	4,649	944	0	0	428	126	0	0	5,077	1,070	6,147
Federal University Birnin-Kebbi	3,750	1,703	62	6	0	0	0	0	3,812	1,709	5,521
Federal University Gashua	3,911	1,106	0	0	0	0	0	0	3,911	1,106	5,017
Nigerian Defence Academy	1,921	115	0	10	1,125	567	0	0	3,046	692	3,738
Air Force Institute of Technology	2,825	648	0	0	60	8	0	0	2,885	656	3,541
Nigerian Army University	2,122	340	0	0	0	0	0	0	2,122	340	2,462
Nigeria Maritime University	1,531	321	0	0	0	0	0	0	1,531	321	1,852
Federal University of Health Sciences, Otuokpo	87	68	0	0	0	0	0	0	87	68	155
Total	511,709	380,187	43,393	34,052	52,643	31,655	12,577	6,521	620,322	452,415	1,072,737

**Table 5. 9State Enrolment by University, Level and Gender : 2021**

University	FT UG		PT UG		FT PG		PT PG		Total		Grand
	M	F	M	F	M	F	M	F	M	F	Total
Ambrose Alli University	28,385	36,993	2,009	2,262	82	88	222	171	30,698	39,514	70,212
Nasarawa State University	13,574	11,597	4,210	3,265	4,075	2,592	0	0	21,859	17,454	39,313
Ladoke Akintola University of Tech.	15,038	14,094	0	0	559	272	0	0	15,597	14,366	29,963
Lagos State University	13,526	14,347	0	0	834	718	150	143	14,510	15,208	29,718
Ignatius Ajuru University of Educ.	4,317	6,294	1,635	1,766	5,669	7,947	0	0	11,621	16,007	27,628
Tai Solarin University of Education	10,102	14,922	412	351	178	172	4	20	10,696	15,465	26,161
Rivers State University	10,950	10,519	990	876	1,396	1,326	21	15	13,357	12,736	26,093
Ibrahim Badamosi Babangida University	9,772	6,324	4,800	3,089	886	598	181	129	15,639	10,140	25,779
Delta State University	9,195	13,497	74	66	627	436	93	34	9,989	14,033	24,022
Maitama Sule University	13,187	9,931	0	0	544	147	0	0	13,731	10,078	23,809
Kaduna State University	9,466	8,876	855	613	566	304	1,239	716	12,126	10,509	22,635
Chukwuemeka Odumegwu Ojukwu University	9,104	10,274	733	1,125	421	571	50	70	10,308	12,040	22,348
Benue State University	11,004	9,991	103	136	72	31	0	0	11,179	10,158	21,337
Bauchi State University	13,052	4,908	1,373	706	514	105	0	0	14,939	5,719	20,658
Adekunle Ajasin University	10,264	9,573	92	99	375	192	8	3	10,739	9,867	20,606
Imo State University	7,263	10,622	0	0	588	542	2	1	7,853	11,165	19,018
Niger-Delta University	9,815	8,624	0	0	127	144	2	1	9,944	8,769	18,713
Kogi State University	9,046	8,443	191	105	196	76	0	2	9,433	8,626	18,059
Kwara State University	8,388	8,889	37	23	312	201	0	0	8,737	9,113	17,850
Ekiti State University	7,982	8,347	248	242	294	246	10	19	8,534	8,854	17,388
Enugu State University of Sci. & Tech.	8,039	7,744	0	0	853	521	0	0	8,892	8,265	17,157
Kano University of Sci. & Tech.	12,598	2,889	0	0	312	34	0	0	12,910	2,923	15,833
Adamawa State University	9,641	5,226	35	23	214	58	0	0	9,890	5,307	15,197
Gombe State University	5,297	4,092	1,528	1,202	0	0	0	0	6,825	5,294	12,119
Akwa Ibom State University	6,341	5,449	0	0	148	100	0	0	6,489	5,549	12,038
Abia State University	3,448	6,914	386	237	328	233	120	113	4,282	7,497	11,779
Sokoto State University	7,735	2,700	0	0	0	0	0	0	7,735	2,700	10,435
Ebonyi State University	4,701	2,389	59	46	626	285	770	334	6,156	3,054	9,210
Yobe State University	5,545	2,687	0	0	470	73	0	0	6,015	2,760	8,775
Plateau State University	3,280	2,505	0	0	0	0	0	0	3,280	2,505	5,785

Taraba State University	3,051	2,389	0	0	16	12	0	0	3,067	2,401	5,468
Bamidele Olumilua University of Education	2,257	2,419	15	6	0	0	0	9	2,272	2,434	4,706
Cross River University of Technology	2,463	1,734	10	10	182	104	0	0	2,655	1,848	4,503
Borno State University	2,768	1,208	0	0	0	0	0	0	2,768	1,208	3,976
Sule Lamido University	2,769	1,020	0	0	0	0	0	0	2,769	1,020	3,789
University of Medical Sciences, Ondo City	917	1,414	0	0	0	0	0	0	917	1,414	2,331
Kebbi State University of Sci. & Tech.	1,644	595	0	0	65	12	0	0	1,709	607	2,316
Edo University	839	849	0	0	53	27	1	0	893	876	1,769
University of Africa	757	669	0	0	0	0	0	0	757	669	1,426
Zamfara State University	746	141	36	2	0	0	0	0	782	143	925
The First Technical University	562	303	0	0	0	0	0	0	562	303	865
Edwin Clark University	246	311	1	1	0	0	0	0	247	312	559
Bayelsa Medical University Yenagoa	120	208	0	0	0	0	0	0	120	208	328
Eastern Palm University	158	170	0	0	0	0	0	0	158	170	328
Total	309,352	283,090	19,832	16,251	21,582	18,167	2,873	1,780	353,639	319,288	672,927

**Table 5. 10: Private Enrolment by University, Level and Gender : 2021**

University	FT UG		PT UG		FT PG		PT PG		Total		Grand
	M	F	M	F	M	F	M	F	M	F	Total
Afe Babalola University	3,825	4,355	0	0	0	0	0	0	3,825	4,355	8,180
Covenant University	4,487	3,151	0	0	234	292	0	0	4,721	3,443	8,164
Babcock University	3,480	3,665	54	29	130	155	123	90	3,787	3,939	7,726
Al-Qalam University	4,770	1,586	0	0	8	3	0	0	4,778	1,589	6,367
Benson Idahosa University	2,088	2,530	255	227	174	427	18	31	2,535	3,215	5,750
Bingham University	2,066	2,837	1	0	284	282	12	15	2,363	3,134	5,497
Novena University	1,878	1,787	0	0	417	421	0	0	2,295	2,208	4,503
Al-Hikmah University	2,102	1,899	24	24	252	94	27	27	2,405	2,044	4,449
Igbinedion University	1,926	2,072	0	0	143	108	0	9	2,069	2,189	4,258
Bowen University	1,626	2,390	37	9	62	37	2	3	1,727	2,439	4,166
Nile University of Nigeria	1,765	1,528	0	0	556	278	0	1	2,321	1,807	4,128
Adeleke University	1,496	1,867	0	0	95	91	0	0	1,591	1,958	3,549
Redeemers University	1,377	1,641	34	21	192	154	0	0	1,603	1,816	3,419
Ajayi Crowther University	1,184	1,305	277	268	181	97	0	1	1,642	1,671	3,313
Bells University of Technology	2,178	725	0	0	194	35	0	0	2,372	760	3,132
Landmark University	2,042	876	0	0	64	51	0	0	2,106	927	3,033
Achievers University	937	1,402	63	196	37	31	0	0	1,037	1,629	2,666
Joseph Ayo Babalola University	1,208	1,142	0	0	72	35	0	0	1,280	1,177	2,457
Godfrey Okoye University	1,017	1,127	51	106	31	52	0	0	1,099	1,285	2,384
Veritas University	1,174	1,122	0	0	23	23	0	0	1,197	1,145	2,342
Fountain University	716	1,182	14	29	4	6	0	0	734	1,217	1,951
Caritas University	1,106	815	0	0	0	0	0	0	1,106	815	1,921
Crescent University	624	607	254	216	21	10	0	0	899	833	1,732
Crawford University	680	693	64	41	35	19	0	0	779	753	1,532
Mountain Top University	807	686	0	0	0	0	0	0	807	686	1,493
Elizade University	773	635	0	0	29	21	0	0	802	656	1,458



Oduduwa University	676	672	0	0	11	3	0	0	687	675	1,362
American University of Nigeria	626	610	0	0	63	24	3	3	692	637	1,329
Gregory University	593	661	0	0	18	9	2	0	613	670	1,283
Chrisland University	382	605	0	0	0	0	0	0	382	605	987
University of Mkar	460	516	0	0	5	5	0	0	465	521	986
Arthur Jarvis University	404	462	0	0	0	0	0	0	404	462	866
Coal City University	410	422	0	0	0	0	0	0	410	422	832
Pan-Atlantic University	353	433	0	0	5	17	0	0	358	450	808
Lead City University	0	0	0	0	399	339	0	0	399	339	738
Ritman University	398	309	0	0	0	0	0	0	398	309	707
Evangel University	217	454	0	0	0	0	0	0	217	454	671
Anchor University	323	295	15	13	0	0	0	0	338	308	646
KolaDaisi University	310	320	0	0	0	0	0	0	310	320	630
Skyline University Nigeria	277	310	0	0	0	0	0	0	277	310	587
Dominion University	288	283	0	0	0	0	0	0	288	283	571
McPherson University	183	252	23	15	0	0	0	0	206	267	473
Obong University	225	235	0	0	0	0	0	0	225	235	460
PAMO University of Medical Sciences	158	295	0	0	0	0	0	0	158	295	453
Paul University	280	151	3	4	0	0	0	0	283	155	438
Admiralty University	299	136	0	0	0	0	0	0	299	136	435
Trinity University	168	267	0	0	0	0	0	0	168	267	435
Samuel Adegboyega University	185	166	7	2	22	5	10	1	224	174	398
Augustine University	233	162	0	0	0	0	0	0	233	162	395
Salem University	154	164	33	21	4	3	0	0	191	188	379
Michael and Cecilia Ibru University	163	188	17	4	0	0	0	0	180	192	372
Baze University	204	144	0	0	0	0	0	0	204	144	348
Precious Cornerstone University	156	171	0	0	0	0	0	0	156	171	327
Legacy University, Okija	104	200	0	0	0	0	0	0	104	200	304
Crown-Hill University	139	140	0	0	0	0	0	0	139	140	279

Renaissance University	134	129	0	0	1	0	0	0	135	129	264
Western Delta University, Oghara	177	79	0	1	0	0	0	0	177	80	257
Hezekiah University	135	112	0	0	0	0	0	0	135	112	247
Rhema University	89	150	0	0	1	1	0	0	90	151	241
Dominican University	168	64	0	0	0	0	0	0	168	64	232
Kings University	109	100	0	0	0	0	0	0	109	100	209
Eko University of Medical and Health Sciences	75	131	0	0	0	0	0	0	75	131	206
Southwestern University	109	97	0	0	0	0	0	0	109	97	206
Westland University	77	112	0	0	0	0	0	0	77	112	189
Summit University	100	76	0	0	0	0	0	0	100	76	176
Spiritan University	78	63	0	0	0	0	0	0	78	63	141
Hallmark University	64	74	0	0	0	0	0	0	64	74	138
Greenfield University	76	39	0	0	0	0	0	0	76	39	115
African University of Science and Technology	0	0	0	0	54	33	0	0	54	33	87
Tansian University	40	31	0	0	0	0	0	0	40	31	71
Wesley University of Science & Tech.	9	11	9	12	0	0	0	0	18	23	41
Total	57,140	53,916	1,235	1,238	3,821	3,161	197	181	62,393	58,496	120,889

**Table 5. 11: Federal Full Time Undergraduate Enrolment by University by Level and Gender: 2021**

University	100		200		300		400		500		600		Total		Grand Total
	M	F	M	F	M	F	M	F	M	F	M	F	Male	Female	
National Open	10,314	9,723	8,574	10,326	7,731	9,395	23,434	24,010	2,491	1,922	0	0	52,544	55,376	107,920
University of Maiduguri	10,715	4,154	9,459	3,822	9,165	3,536	9,587	3,707	2,139	708	144	28	41,209	15,955	57,164
University of Ilorin	5,255	5,858	4,996	5,722	4,699	5,010	6,300	6,242	1,577	1,193	50	39	22,877	24,064	46,941
University of Nigeria	3,943	4,851	4,330	5,394	4,504	5,595	4,538	5,612	1,913	1,980	152	104	19,380	23,536	42,916
University of Jos	4,169	4,920	4,914	5,014	4,555	4,717	4,355	5,063	1,286	795	176	76	19,455	20,585	40,040
Bayero University	4,423	4,068	4,384	3,814	4,724	4,113	4,074	3,352	768	511	208	98	18,581	15,956	34,537
Obafemi Awolowo	3,066	2,334	4,735	2,636	4,302	2,461	6,783	3,718	1,662	468	44	33	20,592	11,650	32,242
University of Calabar	3,190	2,767	3,056	2,605	3,289	2,749	4,237	3,809	1,742	991	96	60	15,610	12,981	28,591
Federal University Oye-	3,482	3,314	3,948	4,679	2,921	3,341	2,258	2,732	483	540	55	24	13,147	14,630	27,777
University of Port	3,841	3,763	3,686	3,629	3,637	3,008	2,974	2,481	513	170	0	0	14,651	13,051	27,702
Nnamdi Azikiwe	3,064	4,072	2,915	4,069	2,692	3,255	2,694	3,094	834	767	75	43	12,274	15,300	27,574
University of Lagos	2,436	3,071	2,719	3,332	2,424	3,053	2,707	3,173	1,163	828	0	0	11,449	13,457	24,906
University of Uyo	2,773	3,031	2,889	3,107	2,509	2,342	2,611	2,545	1,218	393	0	5	12,000	11,423	23,423
Federal University of	3,288	3,547	346	415	2,778	2,925	3,541	3,651	1,680	749	57	28	11,690	11,315	23,005
Abubakar Tafawa	3,647	1,569	3,076	1,418	3,301	1,355	3,063	1,208	2,995	1,301	12	38	16,094	6,889	22,983
Usmanu Danfodiyo	3,666	1,458	3,490	1,070	4,143	1,343	2,735	893	2,459	701	0	0	16,493	5,465	21,958
Federal University of	2,887	1,466	3,212	1,710	2,668	1,713	4,083	1,805	1,210	604	133	40	14,193	7,338	21,531
Federal University of	3,157	967	3,136	1,035	3,083	1,090	2,906	968	3,879	1,265	0	0	16,161	5,325	21,486
University of Abuja	3,088	2,294	2,517	2,190	2,358	1,806	2,273	1,673	1,364	947	34	73	11,634	8,983	20,617
Federal University	1,511	1,754	2,031	1,972	2,704	2,596	2,596	2,676	857	579	203	143	9,902	9,720	19,622
Federal University of	2,634	1,086	3,547	1,609	4,233	1,705	1,940	822	94	31	0	0	12,448	5,253	17,701
Michael Okpara	2,608	1,017	3,456	980	2,365	2,087	2,355	1,169	1,057	289	0	0	11,841	5,542	17,383

University of Ibadan	2,302	1,703	1,703	1,282	1,960	1,416	2,185	2,372	1,110	619	26	28	9,286	7,420	16,706
Alex Ekwueme Federal	1,943	714	2,071	742	2,082	765	2,372	920	2,226	900	0	0	10,694	4,041	14,735
Modibbo Adama	1,843	1,782	1,916	1,729	1,645	1,504	1,371	1,491	694	463	141	68	7,610	7,037	14,647
Federal University	2,015	2,365	1,778	2,208	1,061	1,338	1,041	1,559	172	40	0	0	6,067	7,510	13,577
Ahmadu Bello	1,446	638	1,551	713	1,601	571	2,015	791	2,855	1,056	0	0	9,468	3,769	13,237
Federal University	2,589	1,134	2,177	965	2,113	930	1,093	411	124	44	0	0	8,096	3,484	11,580
Umaru Musa Yar'Adua	1,130	870	1,612	1,067	1,726	1,166	1,716	1,103	689	389	76	24	6,949	4,619	11,568
Federal University	2,053	1,370	2,127	945	1,274	574	1,580	583	58	11	0	0	7,092	3,483	10,575
Federal University	1,746	764	2,008	797	1,839	644	1,801	625	31	28	0	0	7,425	2,858	10,283
Federal University	1,872	1,798	1,478	1,079	948	684	732	514	0	0	0	0	5,030	4,075	9,105
Federal University	1,536	1,080	1,443	1,005	1,350	938	975	715	0	0	0	0	5,304	3,738	9,042
Federal University	1,643	1,104	1,164	739	1,013	626	1,103	603	193	114	0	0	5,116	3,186	8,302
Federal University of	1,666	1,476	947	848	769	667	894	802	0	0	0	0	4,276	3,793	8,069
Federal University	948	556	1,004	520	985	463	1,338	596	0	0	0	0	4,275	2,135	6,410
Federal University	1,171	214	1,072	228	1,020	207	925	203	461	92	0	0	4,649	944	5,593
Air Force Institute of	1,146	426	813	446	592	341	572	292	504	165	123	33	3,750	1,703	5,453
Nigerian Army	796	238	796	238	1,057	296	1,068	308	194	26	0	0	3,911	1,106	5,017
Nigerian Defence	820	237	1,368	294	637	117	0	0	0	0	0	0	2,825	648	3,473
Nigeria Maritime	573	89	828	135	628	93	93	23	0	0	0	0	2,122	340	2,462
Federal University of	399	5	432	31	481	37	609	42	0	0	0	0	1,921	115	2,036
Federal University of	354	70	348	87	391	83	366	65	72	16	0	0	1,531	321	1,852
University of Benin	87	68	0	0	0	0	0	0	0	0	0	0	87	68	155
Total	117,235	89,785	114,052	86,646	109,957	82,655	125,893	98,421	42,767	21,695	1,805	985	511,709	380,187	891,896

**Table 5. 12: State Full Time Undergraduate Enrolment by University by Level and Gender: 2021**

University	100		200		300		400		500		600		Total		Grand Total
	M	F	M	F	M	F	M	F	M	F	M	F	Male	Female	
Ambrose Alli University	7,713	10,546	8,287	10,963	6,362	8,335	4,709	5,954	1,314	1,195	0	0	28,385	36,993	65,378
Ladoke Akintola University of Tech.	3,678	3,134	2,745	2,920	3,782	3,071	2,250	2,118	2,534	2,823	49	28	15,038	14,094	29,132
Lagos State University	2,869	3,418	3,426	4,139	2,275	2,642	4,050	3,668	846	429	60	51	13,526	14,347	27,873
Nasarawa State University	2,879	2,502	3,292	3,097	2,571	2,113	4,398	3,639	434	241	0	5	13,574	11,597	25,171
Tai Solarin University of Education	2,134	3,402	2,383	3,777	2,517	3,730	3,068	4,013	0	0	0	0	10,102	14,922	25,024
Maitama Sule University	2,892	2,324	3,401	2,773	2,356	1,933	2,301	1,635	1,641	974	596	292	13,187	9,931	23,118
Delta State University	2,913	4,264	1,917	2,750	1,676	2,486	2,333	3,588	323	394	33	15	9,195	13,497	22,692
Rivers State University	2,799	2,771	2,184	2,746	2,253	2,367	2,146	1,995	1,200	559	368	81	10,950	10,519	21,469
Benue State University	2,378	2,629	2,607	2,407	2,601	2,235	3,220	2,584	198	136	0	0	11,004	9,991	20,995
Adekunle Ajasin University	2,278	2,336	2,454	2,244	2,588	2,404	2,708	2,433	218	145	18	11	10,264	9,573	19,837
Chukwuemeka Odumegwu Ojukwu University	1,067	1,544	2,797	3,789	2,256	3,000	2,103	1,228	725	529	156	184	9,104	10,274	19,378
Niger-Delta University	4,714	2,775	1,608	1,985	1,187	1,661	1,313	1,636	970	555	23	12	9,815	8,624	18,439
Kaduna State University	1,877	2,058	2,586	2,036	2,085	1,941	2,423	2,480	462	341	33	20	9,466	8,876	18,342
Bauchi State University	1,912	887	3,063	1,353	4,324	1,435	3,701	1,207	52	26	0	0	13,052	4,908	17,960
Imo State University	1,309	2,239	1,463	2,291	1,915	2,880	1,815	2,745	761	467	0	0	7,263	10,622	17,885
Kogi State University	2,424	2,320	2,248	2,144	2,144	1,921	2,038	1,813	192	245	0	0	9,046	8,443	17,489
Kwara State University	2,061	2,145	2,113	2,327	2,149	2,325	1,876	1,983	189	109	0	0	8,388	8,889	17,277
Ekiti State University	1,793	1,913	1,966	2,112	1,911	2,068	1,792	1,799	519	454	1	1	7,982	8,347	16,329
Ibrahim Badamosi Babangida University	2,787	1,812	2,174	1,431	2,182	1,295	1,960	1,181	530	462	139	143	9,772	6,324	16,096
Enugu State University of Sci. & Tech.	1,631	1,787	2,009	2,017	1,922	1,884	1,811	1,680	614	294	52	82	8,039	7,744	15,783
Kano University of Sci. & Tech.	3,084	658	3,674	745	3,072	732	1,856	349	734	243	178	162	12,598	2,889	15,487
Adamawa State University	2,562	1,648	2,699	1,363	1,948	1,015	1,747	905	549	246	136	49	9,641	5,226	14,867
Akwa Ibom State University	1,161	1,153	1,275	1,070	1,232	1,018	1,150	819	785	768	738	621	6,341	5,449	11,790
Ignatius Ajuru University of Educ.	1,140	1,463	1,050	1,812	1,025	1,539	1,102	1,480	0	0	0	0	4,317	6,294	10,611
Sokoto State University	2,893	953	1,726	605	1,540	555	1,524	573	45	14	7	0	7,735	2,700	10,435

Abia State University	690	1,079	876	1,410	881	1,408	827	2,855	174	162	0	0	3,448	6,914	10,362
Gombe State University	409	371	2,427	2,021	1,421	1,027	953	625	70	37	17	11	5,297	4,092	9,389
Yobe State University	1,398	651	1,449	803	1,527	634	1,127	580	44	19	0	0	5,545	2,687	8,232
Ebonyi State University	1,007	562	1,320	722	1,005	479	1,165	483	204	143	0	0	4,701	2,389	7,090
Plateau State University	899	735	834	640	738	575	809	555	0	0	0	0	3,280	2,505	5,785
Taraba State University	674	528	894	629	756	605	727	627	0	0	0	0	3,051	2,389	5,440
Bamidele Olumilua University of Education, Science and Technology	2,257	2,419	0	0	0	0	0	0	0	0	0	0	2,257	2,419	4,676
Cross River University of Technology	578	432	523	463	535	340	470	301	290	113	67	85	2,463	1,734	4,197
Borno State University	1,442	688	732	305	594	215	0	0	0	0	0	0	2,768	1,208	3,976
Sule Lamido University	826	288	619	230	576	215	533	224	149	51	66	12	2,769	1,020	3,789
University of Medical Sciences	231	380	217	345	196	273	189	320	53	69	31	27	917	1,414	2,331
Kebbi State University of Sci. & Tech.	384	146	342	115	342	104	362	151	176	67	38	12	1,644	595	2,239
Edo University	293	218	196	239	173	185	141	161	36	46	0	0	839	849	1,688
University of Africa	116	123	160	147	270	243	211	156	0	0	0	0	757	669	1,426
Zamfara State University	251	54	495	87	0	0	0	0	0	0	0	0	746	141	887
The First Technical University	136	49	118	79	111	72	126	74	71	29	0	0	562	303	865
Bayelsa Medical University Yenagoa	65	113	34	62	21	33	0	0	0	0	0	0	120	208	328
Eastern Palm University	38	33	43	52	49	51	28	34	0	0	0	0	158	170	328
Total	106,921	80,062	105,478	76,320	102,226	73,260	102,459	74,411	40,276	19,773	1,805	985	459,165	324,811	783,976

**Table 5. 13: Private Full Time Undergraduate Enrolment by University by Level and Gender: 2021**

University	100		200		300		400		500		600		Total		Grand Total
	M	F	M	F	M	F	M	F	M	F	M	F	Male	Female	
Admiralty University	567	691	892	1,032	869	933	885	961	569	646	43	92	3,825	4,355	8,180
Afe Babalola University	1,073	842	1,038	708	918	773	917	663	541	165	0	0	4,487	3,151	7,638
Covenant University	870	1,071	899	911	860	776	824	786	27	121	0	0	3,480	3,665	7,145
Babcock University	869	254	752	266	1,596	547	1,553	519	0	0	0	0	4,770	1,586	6,356
Al-Qalam University	578	821	526	759	485	586	307	433	142	207	28	31	2,066	2,837	4,903
Bingham University	557	591	598	898	429	595	389	341	115	105	0	0	2,088	2,530	4,618
Benson Idahosa University	362	535	397	541	350	474	406	611	90	194	21	35	1,626	2,390	4,016
Bowen University	465	453	700	642	550	503	348	240	35	57	4	4	2,102	1,899	4,001
Al-Hikmah University	459	546	417	414	378	411	346	418	274	236	52	47	1,926	2,072	3,998
Igbinedion University	902	963	576	554	174	133	226	137	0	0	0	0	1,878	1,787	3,665
Novena University	346	376	342	465	345	451	326	446	137	129	0	0	1,496	1,867	3,363
Adeleke University	757	561	419	421	260	192	234	277	95	77	0	0	1,765	1,528	3,293
Nile University of Nigeria	481	544	348	432	323	401	225	264	0	0	0	0	1,377	1,641	3,018
Redeemers University	479	200	561	213	391	207	398	209	213	47	0	0	2,042	876	2,918
Landmark University	679	200	493	197	391	131	399	149	216	48	0	0	2,178	725	2,903
Bells University of Technology	358	385	292	288	297	295	220	288	17	49	0	0	1,184	1,305	2,489
Ajayi Crowther University	274	251	255	294	302	296	343	232	34	69	0	0	1,208	1,142	2,350
Joseph Ayo Babalola University	267	454	339	222	120	213	159	339	52	174	0	0	937	1,402	2,339
Achievers University	329	318	429	329	309	338	107	137	0	0	0	0	1,174	1,122	2,296
Veritas University	227	271	278	270	266	295	219	254	27	37	0	0	1,017	1,127	2,144
Godfrey Okoye University	266	208	253	202	244	196	251	202	92	7	0	0	1,106	815	1,921
Caritas University	203	312	181	272	171	312	161	286	0	0	0	0	716	1,182	1,898
Fountain University	148	136	222	186	208	214	227	146	2	4	0	0	807	686	1,493
Mountain Top University	174	213	161	141	143	116	177	136	118	29	0	0	773	635	1,408
Elizade University	221	228	172	190	152	141	135	134	0	0	0	0	680	693	1,373
Crawford University	109	91	160	190	215	211	192	180	0	0	0	0	676	672	1,348
Oduduwa University	127	190	121	176	116	110	148	144	78	25	3	16	593	661	1,254
Gregory University	60	105	96	81	87	84	367	315	16	25	0	0	626	610	1,236
American University of Nigeria	130	136	143	142	146	156	167	137	38	36	0	0	624	607	1,231

Crescent University	144	260	136	227	67	83	35	35	0	0	0	0	382	605	987
Chrisland University	153	122	80	94	100	143	126	146	1	11	0	0	460	516	976
University of Mkar	118	148	137	148	113	126	36	40	0	0	0	0	404	462	866
Arthur Jarvis University	71	66	97	76	142	212	100	68	0	0	0	0	410	422	832
Coal City University	96	112	104	124	83	107	70	90	0	0	0	0	353	433	786
Pan-Atlantic University	75	52	36	56	97	86	190	115	0	0	0	0	398	309	707
Ritman University	48	84	51	113	63	133	55	124	0	0	0	0	217	454	671
Evangel University	83	89	113	104	67	75	47	52	0	0	0	0	310	320	630
KolaDaisi University	110	92	81	79	67	57	65	67	0	0	0	0	323	295	618
Anchor University	104	118	86	85	58	58	29	49	0	0	0	0	277	310	587
Skyline University Nigeria	83	64	86	107	119	112	0	0	0	0	0	0	288	283	571
Dominion University	45	62	53	72	64	77	70	71	14	29	0	0	246	311	557
Edwin Clark University	59	69	65	61	52	55	49	50	0	0	0	0	225	235	460
Obong University	43	78	47	72	28	85	27	33	13	27	0	0	158	295	453
McPherson University	92	28	72	21	135	87	0	0	0	0	0	0	299	136	435
Trinity University	48	116	32	60	52	33	51	43	0	0	0	0	183	252	435
Paul University	67	110	73	104	26	50	2	3	0	0	0	0	168	267	435
Augustine University	81	37	80	13	64	49	55	52	0	0	0	0	280	151	431
Michael and Cecilia Ibru University	101	70	57	39	32	26	43	27	0	0	0	0	233	162	395
Samuel Adegboyega University	49	71	28	36	32	18	54	63	0	0	0	0	163	188	351
Baze University	51	37	55	39	28	37	51	53	0	0	0	0	185	166	351
Precious Cornerstone University	128	107	69	34	7	3	0	0	0	0	0	0	204	144	348
Salem University	18	76	57	19	45	43	36	33	0	0	0	0	156	171	327
Legacy University	32	28	27	31	36	44	39	37	20	24	0	0	154	164	318
Crown-Hill University	45	104	14	34	17	31	25	31	3	0	0	0	104	200	304
Renaissance University	15	16	15	22	56	57	53	45	0	0	0	0	139	140	279
Western Delta University	54	53	30	25	28	33	22	18	0	0	0	0	134	129	263
Hezekiah University	53	17	43	17	19	19	62	26	0	0	0	0	177	79	256
Rhema University	16	8	46	38	45	36	28	30	0	0	0	0	135	112	247
Dominican University	55	129	12	7	11	7	11	7	0	0	0	0	89	150	239
Kings University	41	15	45	10	41	26	41	13	0	0	0	0	168	64	232
Southwestern University	22	24	27	26	34	24	26	26	0	0	0	0	109	100	209



Westland University	28	21	25	31	22	18	34	27	0	0	0	0	109	97	206
Summit University	14	32	17	37	16	26	16	19	12	17	0	0	75	131	206
Spiritan University	44	34	16	23	8	22	9	33	0	0	0	0	77	112	189
Hallmark University	22	15	41	20	19	29	18	12	0	0	0	0	100	76	176
Greenfield University	31	20	18	13	11	11	18	19	0	0	0	0	78	63	141
Tansian University	12	19	26	29	14	16	12	10	0	0	0	0	64	74	138
Wesley University of Science & Tech.	33	19	32	15	8	2	3	3	0	0	0	0	76	39	115
African University of Science and Technology	12	10	8	7	10	8	10	6	0	0	0	0	40	31	71
Lead City University	1	2	3	3	2	2	3	4	0	0	0	0	9	11	20
PAMO University of Medical Sciences	0	0	0	0	0	0	0	0	0	0	0	0	0	0	0
Eko University of Medical and Health Sciences	0	0	0	0	0	0	0	0	0	0	0	0	0	0	0
Total	218,883	172,416	217,543	168,252	203,064	153,556	197,665	151,071	67,912	36,441	4,977	3,042	910,044	684,778	1,594,822

**Table 5. 14: Federal Part Time Undergraduate Enrolment by University by Level and Gender: 2021**

University	100		200		300		400		500		600		Total	
	M	F	M	F	M	F	M	F	M	F	M	F	M	F
University of Maiduguri	5,295	2,016	5,209	2,280	5,410	2,346	5,279	2,529	1	1	1	1	21,195	9,173
University of Abuja	869	855	1,284	1,283	1,459	1,458	1,201	1,271	1,387	1,491	16	41	6,216	6,399
University of Nigeria	433	959	444	911	412	872	456	900	105	217	0	0	1,850	3,859
University of Lagos	1,294	1,622	328	483	143	237	64	146	79	78	3	18	1,911	2,584
Bayero University	190	159	474	288	419	241	537	337	601	292	646	255	2,867	1,572
Federal University Oye-Ekiti	685	491	754	761	115	228	0	0	0	0	0	0	1,554	1,480
University of Benin	212	235	343	314	384	185	313	260	239	222	32	57	1,523	1,273
University of Ilorin	963	1,690	0	0	0	0	0	0	0	0	0	0	963	1,690
Nnamdi Azikiwe University	174	243	213	298	198	281	215	259	110	206	0	0	910	1,287
University of Uyo	111	160	114	213	122	270	186	419	149	346	31	61	713	1,469
University of Jos	141	161	55	147	76	165	74	169	71	139	0	0	417	781
University of Calabar	164	185	99	80	87	107	77	106	71	92	0	0	498	570
University of Port Harcourt	117	86	120	107	104	105	135	68	59	66	10	10	545	442
Federal University Lafia	200	145	63	50	213	98	121	43	0	0	0	0	597	336
Michael Okpara University of Agric.	70	94	75	115	45	74	77	129	95	125	1	1	363	538
Abubakar Tafawa Balewa University	34	22	46	52	94	65	84	54	65	32	0	0	323	225
Federal University of Agriculture, Abeokuta	106	43	80	47	41	26	39	24	31	19	17	12	314	171
Federal University Dutsin-Ma	65	17	94	43	85	29	57	12	13	4	0	0	314	105
Federal University of Technology, Akure	106	56	56	7	40	5	45	0	0	0	0	0	247	68
Federal University Birnin-Kebbi	62	6	0	0	0	0	0	0	0	0	0	0	62	6
Usmanu Danfodiyo University	1	2	0	0	3	0	3	0	4	3	0	0	11	5
Nigerian Defence Academy	0	0	0	0	0	0	0	0	0	0	0	10	0	10
Obafemi Awolowo University	0	0	0	0	0	0	0	0	0	9	0	0	0	9
Ahmadu Bello University	0	0	0	0	0	0	0	0	0	0	0	0	0	0
Air Force Institute of Technology	0	0	0	0	0	0	0	0	0	0	0	0	0	0
Alex Ekwueme Federal University	0	0	0	0	0	0	0	0	0	0	0	0	0	0
Federal University Dutse	0	0	0	0	0	0	0	0	0	0	0	0	0	0
Federal University Gashua	0	0	0	0	0	0	0	0	0	0	0	0	0	0
Federal University Gusau	0	0	0	0	0	0	0	0	0	0	0	0	0	0

Federal University Kashere	0	0	0	0	0	0	0	0	0	0	0	0	0	0
Federal University Lokoja	0	0	0	0	0	0	0	0	0	0	0	0	0	0
Federal University of Agriculture, Makurdi	0	0	0	0	0	0	0	0	0	0	0	0	0	0
Federal University of Health Sciences, Otukpo	0	0	0	0	0	0	0	0	0	0	0	0	0	0
Federal University of Petroleum Resources	0	0	0	0	0	0	0	0	0	0	0	0	0	0
Federal University of Technology, Minna	0	0	0	0	0	0	0	0	0	0	0	0	0	0
Federal University of Technology, Owerri	0	0	0	0	0	0	0	0	0	0	0	0	0	0
Federal University Otuoke	0	0	0	0	0	0	0	0	0	0	0	0	0	0
Federal University Wukari	0	0	0	0	0	0	0	0	0	0	0	0	0	0
Modibbo Adama University	0	0	0	0	0	0	0	0	0	0	0	0	0	0
National Open University of Nigeria	0	0	0	0	0	0	0	0	0	0	0	0	0	0
Nigeria Maritime University	0	0	0	0	0	0	0	0	0	0	0	0	0	0
Nigerian Army University	0	0	0	0	0	0	0	0	0	0	0	0	0	0
Umaru Musa Yar'Adua University	0	0	0	0	0	0	0	0	0	0	0	0	0	0
University of Ibadan	0	0	0	0	0	0	0	0	0	0	0	0	0	0
Total	11,292	9,247	9,851	7,479	9,450	6,792	8,963	6,726	3,080	3,342	757	466	43,393	34,052

**Table 5. 15: State Part Time Undergraduate Enrolment by University by Level and Gender: 2021**

University	100		200		300		400		500		600		Total	
	M	F	M	F	M	F	M	F	M	F	M	F	M	F
Ibrahim Badamosi Babangida University	985	669	949	548	906	577	861	553	746	489	353	253	4,800	3,089
Nasarawa State University	1,499	1,165	678	419	503	443	354	369	504	316	672	553	4,210	3,265
Ambrose Alli University	726	796	323	341	228	304	378	353	255	363	99	105	2,009	2,262
Ignatius Ajuru University of Educ.	465	561	567	297	279	392	324	516	0	0	0	0	1,635	1,766
Gombe State University	228	247	356	328	378	297	311	188	255	142	0	0	1,528	1,202
Bauchi State University	46	30	157	141	267	187	446	231	245	64	212	53	1,373	706
Rivers State University	248	214	207	197	186	134	164	150	149	130	36	51	990	876
Chukwuemeka Odumegwu Ojukwu University	120	190	114	188	99	177	119	208	156	221	125	141	733	1,125
Kaduna State University	117	76	248	172	226	160	226	173	38	32	0	0	855	613
Tai Solarin University of Education	84	56	73	64	76	72	82	74	95	84	2	1	412	351
Abia State University	96	59	96	59	96	59	96	59	2	1	0	0	386	237
Ekiti State University	43	42	65	61	55	55	46	46	39	38	0	0	248	242
Kogi State University	61	41	46	21	46	15	38	28	0	0	0	0	191	105
Benue State University	0	0	62	82	41	54	0	0	0	0	0	0	103	136
Adekunle Ajasin University	0	0	0	0	43	44	36	40	13	15	0	0	92	99
Delta State University	72	66	0	0	0	0	0	0	2	0	0	0	74	66
Ebonyi State University	30	17	15	15	6	4	8	10	0	0	0	0	59	46
Kwara State University	9	5	4	2	14	7	9	8	1	1	0	0	37	23
Adamawa State University	1	1	14	7	13	11	7	4	0	0	0	0	35	23
Zamfara State University	2	0	34	2	0	0	0	0	0	0	0	0	36	2
Bamidele Olumilua University of Education	15	6	0	0	0	0	0	0	0	0	0	0	15	6
Cross River University of Technology	2	2	2	2	2	2	2	2	2	2	0	0	10	10
Edwin Clark University	0	0	0	0	0	1	1	0	0	0	0	0	1	1
Akwa Ibom State University	0	0	0	0	0	0	0	0	0	0	0	0	0	0
Bayelsa Medical University Yenagoa	0	0	0	0	0	0	0	0	0	0	0	0	0	0
Borno State University	0	0	0	0	0	0	0	0	0	0	0	0	0	0
Eastern Palm University	0	0	0	0	0	0	0	0	0	0	0	0	0	0
Edo University	0	0	0	0	0	0	0	0	0	0	0	0	0	0

Enugu State University of Sci. & Tech.	0	0	0	0	0	0	0	0	0	0	0	0	0	0
Imo State University	0	0	0	0	0	0	0	0	0	0	0	0	0	0
Kano University of Sci. & Tech.	0	0	0	0	0	0	0	0	0	0	0	0	0	0
Kebbi State University of Sci. & Tech.	0	0	0	0	0	0	0	0	0	0	0	0	0	0
Ladoke Akintola University of Tech.	0	0	0	0	0	0	0	0	0	0	0	0	0	0
Lagos State University	0	0	0	0	0	0	0	0	0	0	0	0	0	0
Maitama Sule University	0	0	0	0	0	0	0	0	0	0	0	0	0	0
Niger-Delta University	0	0	0	0	0	0	0	0	0	0	0	0	0	0
Plateau State University	0	0	0	0	0	0	0	0	0	0	0	0	0	0
Sokoto State University	0	0	0	0	0	0	0	0	0	0	0	0	0	0
Sule Lamido University	0	0	0	0	0	0	0	0	0	0	0	0	0	0
Taraba State University	0	0	0	0	0	0	0	0	0	0	0	0	0	0
The First Technical University	0	0	0	0	0	0	0	0	0	0	0	0	0	0
University of Africa	0	0	0	0	0	0	0	0	0	0	0	0	0	0
University of Medical Sciences, Ondo City	0	0	0	0	0	0	0	0	0	0	0	0	0	0
Yobe State University	0	0	0	0	0	0	0	0	0	0	0	0	0	0
Total	4,849	4,243	4,010	2,946	3,464	2,995	3,508	3,012	2,502	1,898	1,499	1,157	19,832	16,251

**Table 5. 16: Private Part Time Undergraduate Enrolment by University by Level and Gender: 2021**

University	100		200		300		400		500		600		Total	
	M	F	M	F	M	F	M	F	M	F	M	F	M	F
Ajayi Crowther University	7	15	10	9	137	135	123	109	0	0	0	0	277	268
Benson Idahosa University	38	40	35	25	45	28	33	30	55	45	49	59	255	227
Crescent University	23	10	24	22	20	26	91	70	88	87	8	1	254	216
Achievers University	0	0	3	9	4	41	29	65	27	81	0	0	63	196
Godfrey Okoye University	31	68	18	30	2	8	0	0	0	0	0	0	51	106
Crawford University	14	10	18	7	17	9	14	12	1	3	0	0	64	41
Babcock University	18	7	24	7	3	6	9	9	0	0	0	0	54	29
Redeemers University	0	0	0	0	0	0	34	21	0	0	0	0	34	21
Salem University	1	0	11	6	5	2	4	6	8	7	4	0	33	21
Al-Hikmah University	4	4	4	4	4	4	4	4	4	4	4	4	24	24
Bowen University	4	2	0	0	15	4	18	3	0	0	0	0	37	9
Fountain University	0	0	4	9	3	11	7	9	0	0	0	0	14	29
McPherson University	1	1	22	14	0	0	0	0	0	0	0	0	23	15
Anchor University	0	0	9	12	6	1	0	0	0	0	0	0	15	13
Michael and Cecilia Ibru University	0	1	5	1	3	0	9	2	0	0	0	0	17	4
Wesley University of Science & Tech.	1	2	1	2	3	3	4	5	0	0	0	0	9	12
Samuel Adegboyega University	7	2	0	0	0	0	0	0	0	0	0	0	7	2
Paul University	3	4	0	0	0	0	0	0	0	0	0	0	3	4
Bingham University	1	0	0	0	0	0	0	0	0	0	0	0	1	0
Western Delta University, Oghara	0	1	0	0	0	0	0	0	0	0	0	0	0	1
Adeleke University	0	0	0	0	0	0	0	0	0	0	0	0	0	0
Admiralty University	0	0	0	0	0	0	0	0	0	0	0	0	0	0
Afe Babalola University	0	0	0	0	0	0	0	0	0	0	0	0	0	0
African University of Science and Technology	0	0	0	0	0	0	0	0	0	0	0	0	0	0
Al-Qalam University	0	0	0	0	0	0	0	0	0	0	0	0	0	0

American University of Nigeria	0	0	0	0	0	0	0	0	0	0	0	0	0	0
Arthur Jarvis University	0	0	0	0	0	0	0	0	0	0	0	0	0	0
Augustine University	0	0	0	0	0	0	0	0	0	0	0	0	0	0
Baze University	0	0	0	0	0	0	0	0	0	0	0	0	0	0
Bells University of Technology	0	0	0	0	0	0	0	0	0	0	0	0	0	0
Caritas University	0	0	0	0	0	0	0	0	0	0	0	0	0	0
Chrisland University	0	0	0	0	0	0	0	0	0	0	0	0	0	0
Coal City University	0	0	0	0	0	0	0	0	0	0	0	0	0	0
Covenant University	0	0	0	0	0	0	0	0	0	0	0	0	0	0
Crown-Hill University	0	0	0	0	0	0	0	0	0	0	0	0	0	0
Dominican University	0	0	0	0	0	0	0	0	0	0	0	0	0	0
Dominion University	0	0	0	0	0	0	0	0	0	0	0	0	0	0
Eko University of Medical and Health Sciences	0	0	0	0	0	0	0	0	0	0	0	0	0	0
Elizade University	0	0	0	0	0	0	0	0	0	0	0	0	0	0
Evangel University	0	0	0	0	0	0	0	0	0	0	0	0	0	0
Greenfield University	0	0	0	0	0	0	0	0	0	0	0	0	0	0
Gregory University	0	0	0	0	0	0	0	0	0	0	0	0	0	0
Hallmark University	0	0	0	0	0	0	0	0	0	0	0	0	0	0
Hezekiah University	0	0	0	0	0	0	0	0	0	0	0	0	0	0
Igbinedion University	0	0	0	0	0	0	0	0	0	0	0	0	0	0
Joseph Ayo Babalola University	0	0	0	0	0	0	0	0	0	0	0	0	0	0
Kings University	0	0	0	0	0	0	0	0	0	0	0	0	0	0
KolaDaisi University	0	0	0	0	0	0	0	0	0	0	0	0	0	0
Landmark University	0	0	0	0	0	0	0	0	0	0	0	0	0	0
Lead City University	0	0	0	0	0	0	0	0	0	0	0	0	0	0
Legacy University, Okija	0	0	0	0	0	0	0	0	0	0	0	0	0	0
Mountain Top University	0	0	0	0	0	0	0	0	0	0	0	0	0	0
Nile University of Nigeria	0	0	0	0	0	0	0	0	0	0	0	0	0	0

Novena University	0	0	0	0	0	0	0	0	0	0	0	0	0	0
Obong University	0	0	0	0	0	0	0	0	0	0	0	0	0	0
Oduduwa University	0	0	0	0	0	0	0	0	0	0	0	0	0	0
PAMO University of Medical Sciences	0	0	0	0	0	0	0	0	0	0	0	0	0	0
Pan-Atlantic University	0	0	0	0	0	0	0	0	0	0	0	0	0	0
Precious Cornerstone University	0	0	0	0	0	0	0	0	0	0	0	0	0	0
Renaissance University	0	0	0	0	0	0	0	0	0	0	0	0	0	0
Rhema University	0	0	0	0	0	0	0	0	0	0	0	0	0	0
Ritman University	0	0	0	0	0	0	0	0	0	0	0	0	0	0
Skyline University Nigeria	0	0	0	0	0	0	0	0	0	0	0	0	0	0
Southwestern University	0	0	0	0	0	0	0	0	0	0	0	0	0	0
Spiritana University	0	0	0	0	0	0	0	0	0	0	0	0	0	0
Summit University	0	0	0	0	0	0	0	0	0	0	0	0	0	0
Tansian University	0	0	0	0	0	0	0	0	0	0	0	0	0	0
Trinity University	0	0	0	0	0	0	0	0	0	0	0	0	0	0
University of Mkar	0	0	0	0	0	0	0	0	0	0	0	0	0	0
Veritas University	0	0	0	0	0	0	0	0	0	0	0	0	0	0
Westland University	0	0	0	0	0	0	0	0	0	0	0	0	0	0
Total	153	167	188	157	267	278	379	345	183	227	65	64	1,235	1,238



**Table 5. 17: Federal Full Time Postgraduate Enrolment by University by Level and Gender: 2021**

University	PGD		Masters		PhD		Total		TOTAL ENROLMENT
	Male	Female	Male	Female	Male	Female	Male	Female	
Abubakar Tafawa Balewa University	186	50	589	160	107	17	882	227	1,109
Ahmadu Bello University	31	10	502	248	262	114	795	372	1,167
Air Force Institute of Technology	49	6	11	2	0	0	60	8	68
Alex Ekwueme Federal University	17	20	77	41	19	5	113	66	179
Bayero University	887	458	4,158	1,919	1,269	481	6,314	2,858	9,172
Federal University Birnin-Kebbi	0	0	0	0	0	0	0	0	0
Federal University Dutse	1	0	257	45	18	9	276	54	330
Federal University Dutsin-Ma	3	1	559	91	95	16	657	108	765
Federal University Gashua	0	0	0	0	0	0	0	0	0
Federal University Gusau	0	0	0	0	0	0	0	0	0
Federal University Kashere	3	0	198	43	31	4	232	47	279
Federal University Lafia	88	43	526	157	259	35	873	235	1,108
Federal University Lokoja	98	67	466	238	43	24	607	329	936
Federal University of Agriculture, Abeokuta	65	427	506	384	115	86	686	897	1,583
Federal University of Agriculture, Makurdi	101	25	433	188	93	35	627	248	875
Federal University of Health Sciences, Otuokpo	0	0	0	0	0	0	0	0	0
Federal University of Petroleum Resources	115	37	265	71	48	18	428	126	554
Federal University of Technology, Akure	255	75	839	411	362	124	1,456	610	2,066
Federal University of Technology, Minna	283	51	1,676	501	595	181	2,554	733	3,287
Federal University of Technology, Owerri	107	53	425	210	156	72	688	335	1,023
Federal University Otuoke	0	0	0	0	0	0	0	0	0
Federal University Oye-Ekiti	2	0	130	47	29	2	161	49	210
Federal University Wukari	0	0	0	0	0	0	0	0	0
Michael Okpara University of Agric.	126	95	481	326	224	155	831	576	1,407
Modibbo Adama University	43	10	718	173	176	29	937	212	1,149
National Open University of Nigeria	1,891	2,000	1,528	2,108	30	15	3,449	4,123	7,572
Nigeria Maritime University	0	0	0	0	0	0	0	0	0
Nigerian Army University	0	0	0	0	0	0	0	0	0
Nigerian Defence Academy	277	180	767	355	81	32	1,125	567	1,692

Nnamdi Azikiwe University	77	48	205	148	140	89	422	285	707
Obafemi Awolowo University	15	27	361	309	219	138	595	474	1,069
Umaru Musa Yar'Adua University	34	6	605	217	95	20	734	243	977
University of Abuja	203	190	954	801	264	158	1,421	1,149	2,570
University of Benin	72	37	1,291	880	454	248	1,817	1,165	2,982
University of Calabar	82	75	337	261	275	221	694	557	1,251
University of Ibadan	51	79	3,855	4,151	1,173	863	5,079	5,093	10,172
University of Ilorin	39	25	1,073	796	523	273	1,635	1,094	2,729
University of Jos	106	67	1,530	757	425	190	2,061	1,014	3,075
University of Lagos	35	33	1,352	1,133	77	74	1,464	1,240	2,704
University of Maiduguri	5,122	1,966	3,293	1,341	809	412	9,224	3,719	12,943
University of Nigeria	82	105	969	973	612	398	1,663	1,476	3,139
University of Port Harcourt	253	311	521	379	145	104	919	794	1,713
University of Uyo	28	8	430	322	172	107	630	437	1,067
Usmanu Danfodiyo University	84	11	353	99	97	25	534	135	669
Total	10,911	6,596	32,240	20,285	9,492	4,774	52,643	31,655	84,298

**Table 5. 18: State Full Time Postgraduate Enrolment by University by Level and Gender: 2021**

University	PGD		Masters		PhD		Total		TOTAL ENROLMENT
	Male	Female	Male	Female	Male	Female	Male	Female	
Abia State University	40	42	153	111	135	80	328	233	561
Adamawa State University	56	9	124	44	34	5	214	58	272
Adekunle Ajasin University	60	33	255	120	60	39	375	192	567
Akwa Ibom State University	24	17	103	65	21	18	148	100	248
Ambrose Alli University	16	18	40	47	26	23	82	88	170
Bamidele Olumilua University of Education	0	0	0	0	0	0	0	0	0
Bauchi State University	34	6	422	89	58	10	514	105	619
Bayelsa Medical University Yenagoa	0	0	0	0	0	0	0	0	0
Benue State University	0	0	55	18	17	13	72	31	103
Borno State University	0	0	0	0	0	0	0	0	0
Chukwuemeka Odumegwu Ojukwu University	71	106	211	311	139	154	421	571	992
Cross River University of Technology	73	40	82	40	27	24	182	104	286
Delta State University	37	22	402	299	188	115	627	436	1,063
Eastern Palm University	0	0	0	0	0	0	0	0	0
Ebonyi State University	62	33	383	177	181	75	626	285	911
Edo University	4	5	31	15	18	7	53	27	80
Edwin Clark University	0	0	0	0	0	0	0	0	0
Ekiti State University	34	28	155	139	105	79	294	246	540
Enugu State University of Sci. & Tech.	207	99	425	241	221	181	853	521	1,374
Gombe State University	0	0	0	0	0	0	0	0	0
Ibrahim Badamosi Babangida University	368	287	340	220	178	91	886	598	1,484
Ignatius Ajuru University of Educ.	1,646	2,908	2,735	3,088	1,288	1,951	5,669	7,947	13,616
Imo State University	191	251	227	191	170	100	588	542	1,130
Kaduna State University	155	103	372	183	39	18	566	304	870
Kano University of Sci. & Tech.	47	5	241	25	24	4	312	34	346

Kebbi State University of Sci. & Tech.	3	1	47	7	15	4	65	12	77
Kogi State University	63	21	96	45	37	10	196	76	272
Kwara State University	6	2	231	170	75	29	312	201	513
Ladoke Akintola University of Tech.	92	28	414	204	53	40	559	272	831
Lagos State University	99	141	646	525	89	52	834	718	1,552
Maitama Sule University	127	42	361	91	56	14	544	147	691
Nasarawa State University	768	611	2,787	1,817	520	164	4,075	2,592	6,667
Niger-Delta University	18	32	79	100	30	12	127	144	271
Plateau State University	0	0	0	0	0	0	0	0	0
Rivers State University	442	557	705	547	249	222	1,396	1,326	2,722
Sokoto State University	0	0	0	0	0	0	0	0	0
Sule Lamido University	0	0	0	0	0	0	0	0	0
Tai Solarin University of Education	13	18	109	72	56	82	178	172	350
Taraba State University	5	6	8	4	3	2	16	12	28
The First Technical University	0	0	0	0	0	0	0	0	0
University of Africa	0	0	0	0	0	0	0	0	0
University of Medical Sciences, Ondo City	0	0	0	0	0	0	0	0	0
Yobe State University	114	12	317	51	39	10	470	73	543
Zamfara State University	0	0	0	0	0	0	0	0	0
Total	4,875	5,483	12,556	9,056	4,151	3,628	21,582	18,167	39,749

**Table 5. 19: Private Full Time Postgraduate Enrolment by University by Level and Gender: 2021**

University	PGD		Masters		PhD		Total		TOTAL ENROLMENT
	Male	Female	Male	Female	Male	Female	Male	Female	
Achievers University	0	0	30	28	7	3	37	31	68
Adeleke University	4	0	48	61	43	30	95	91	186
Admiralty University	0	0	0	0	0	0	0	0	0
Afe Babalola University	0	0	0	0	0	0	0	0	0
African University of Science and Technology	8	2	32	19	14	12	54	33	87
Ajayi Crowther University	23	19	117	58	41	20	181	97	278
Al-Hikmah University	18	15	142	62	92	17	252	94	346
Al-Qalam University	3	1	1	1	4	1	8	3	11
American University of Nigeria	2	1	29	10	32	13	63	24	87
Anchor University	0	0	0	0	0	0	0	0	0
Arthur Jarvis University	0	0	0	0	0	0	0	0	0
Augustine University	0	0	0	0	0	0	0	0	0
Babcock University	17	6	53	106	60	43	130	155	285
Baze University	0	0	0	0	0	0	0	0	0
Bells University of Technology	22	5	145	26	27	4	194	35	229
Benson Idahosa University	90	297	84	130	0	0	174	427	601
Bingham University	87	115	158	153	39	14	284	282	566
Bowen University	11	5	35	17	16	15	62	37	99
Caritas University	0	0	0	0	0	0	0	0	0
Chrisland University	0	0	0	0	0	0	0	0	0
Coal City University	0	0	0	0	0	0	0	0	0
Covenant University	0	0	149	158	85	134	234	292	526
Crawford University	7	5	25	12	3	2	35	19	54

Crescent University	2	1	19	9	0	0	21	10	31
Crown-Hill University	0	0	0	0	0	0	0	0	0
Dominican University	0	0	0	0	0	0	0	0	0
Dominion University	0	0	0	0	0	0	0	0	0
Eko University of Medical and Health Sciences	0	0	0	0	0	0	0	0	0
Elizade University	2	3	23	15	4	3	29	21	50
Evangel University	0	0	0	0	0	0	0	0	0
Fountain University	0	0	4	6	0	0	4	6	10
Godfrey Okoye University	12	19	17	28	2	5	31	52	83
Greenfield University	0	0	0	0	0	0	0	0	0
Gregory University	7	2	7	6	4	1	18	9	27
Hallmark University	0	0	0	0	0	0	0	0	0
Hezekiah University	0	0	0	0	0	0	0	0	0
Igbinedion University	21	9	81	75	41	24	143	108	251
Joseph Ayo Babalola University	9	2	50	28	13	5	72	35	107
Kings University	0	0	0	0	0	0	0	0	0
KolaDaisi University	0	0	0	0	0	0	0	0	0
Landmark University	1	4	39	30	24	17	64	51	115
Lead City University	54	53	227	219	118	67	399	339	738
Legacy University, Okija	0	0	0	0	0	0	0	0	0
McPherson University	0	0	0	0	0	0	0	0	0
Michael and Cecilia Ibru University	0	0	0	0	0	0	0	0	0
Mountain Top University	0	0	0	0	0	0	0	0	0
Nile University of Nigeria	76	30	360	192	120	56	556	278	834
Novena University	171	228	206	180	40	13	417	421	838
Obong University	0	0	0	0	0	0	0	0	0

Oduduwa University	5	0	4	3	2	0	11	3	14
PAMO University of Medical Sciences	0	0	0	0	0	0	0	0	0
Pan-Atlantic University	0	0	4	16	1	1	5	17	22
Paul University	0	0	0	0	0	0	0	0	0
Precious Cornerstone University	0	0	0	0	0	0	0	0	0
Redeemers University	7	9	129	106	56	39	192	154	346
Renaissance University	0	0	1	0	0	0	1	0	1
Rhema University	0	1	1	0	0	0	1	1	2
Ritman University	0	0	0	0	0	0	0	0	0
Salem University	1	0	3	3	0	0	4	3	7
Samuel Adegboyega University	2	2	20	3	0	0	22	5	27
Skyline University Nigeria	0	0	0	0	0	0	0	0	0
Southwestern University	0	0	0	0	0	0	0	0	0
Spiritana University	0	0	0	0	0	0	0	0	0
Summit University	0	0	0	0	0	0	0	0	0
Tansian University	0	0	0	0	0	0	0	0	0
Trinity University	0	0	0	0	0	0	0	0	0
University of Mkar	0	0	5	5	0	0	5	5	10
Veritas University	9	7	14	16	0	0	23	23	46
Wesley University of Science & Tech.	0	0	0	0	0	0	0	0	0
Western Delta University, Oghara	0	0	0	0	0	0	0	0	0
Westland University	0	0	0	0	0	0	0	0	0
Total	671	841	2,262	1,781	888	539	3,821	3,161	6,982

**Table 5. 20: Federal Part Time Postgraduate Enrolment by University, Level and Gender; 2021**

University	PGD		Masters		PhD		Total		Grand Total
	M	F	M	F	M	F	M	F	
Abubakar Tafawa Balewa University	4,852	1,948	2,616	1,038	359	163	7,827	3,149	10,976
Ahmadu Bello University	135	94	1,561	1,385	0	0	1,696	1,479	3,175
Air Force Institute of Technology	60	32	69	43	785	605	914	680	1,594
Alex Ekwueme Federal University	12	25	205	206	156	117	373	348	721
Bayero University	91	44	283	104	60	13	434	161	595
Federal University Birnin-Kebbi	180	50	293	67	0	0	473	117	590
Federal University Dutse	16	17	72	78	50	42	138	137	275
Federal University Dutsin-Ma	0	0	169	77	0	0	169	77	246
Federal University Gashua	54	32	65	33	21	14	140	79	219
Federal University Gusau	47	44	17	15	7	3	71	62	133
Federal University Kashere	32	8	79	13	0	0	111	21	132
Federal University Lafia	32	34	22	31	0	0	54	65	119
Federal University Lokoja	15	16	42	28	9	7	66	51	117
Federal University of Agriculture, Abeokuta	14	29	14	10	14	12	42	51	93
Federal University of Agriculture, Makurdi	31	12	0	0	0	0	31	12	43
Federal University of Health Sciences, Otukpo	3	7	6	5	9	10	18	22	40
Federal University of Petroleum Resources	1	0	6	3	7	0	14	3	17
Federal University of Technology, Akure	0	0	0	4	1	3	1	7	8
Federal University of Technology, Minna	5	0	0	0	0	0	5	0	5
Federal University of Technology, Owerri	0	0	0	0	0	0	0	0	0
Federal University Otuoke	0	0	0	0	0	0	0	0	0
Federal University Oye-Ekiti	0	0	0	0	0	0	0	0	0
Federal University Wukari	0	0	0	0	0	0	0	0	0
Michael Okpara University of Agric.	0	0	0	0	0	0	0	0	0
Modibbo Adama University	0	0	0	0	0	0	0	0	0
National Open University of Nigeria	0	0	0	0	0	0	0	0	0



Nigeria Maritime University	0	0	0	0	0	0	0	0	0
Nigerian Army University	0	0	0	0	0	0	0	0	0
Nigerian Defence Academy	0	0	0	0	0	0	0	0	0
Nnamdi Azikiwe University	0	0	0	0	0	0	0	0	0
Obafemi Awolowo University	0	0	0	0	0	0	0	0	0
Umaru Musa Yar'Adua University	0	0	0	0	0	0	0	0	0
University of Abuja	0	0	0	0	0	0	0	0	0
University of Benin	0	0	0	0	0	0	0	0	0
University of Calabar	0	0	0	0	0	0	0	0	0
University of Ibadan	0	0	0	0	0	0	0	0	0
University of Ilorin	0	0	0	0	0	0	0	0	0
University of Jos	0	0	0	0	0	0	0	0	0
University of Lagos	0	0	0	0	0	0	0	0	0
University of Maiduguri	0	0	0	0	0	0	0	0	0
University of Nigeria	0	0	0	0	0	0	0	0	0
University of Port Harcourt	0	0	0	0	0	0	0	0	0
University of Uyo	0	0	0	0	0	0	0	0	0
Usmanu Danfodiyo University	0	0	0	0	0	0	0	0	0
Total	5,580	2,392	5,519	3,140	1,478	989	12,577	6,521	19,098

**Table 5. 21: state Part Time Postgraduate Enrolment by University, Level and Gender; 2021**

University	PGD		Masters		PhD		Total		Grand Total
	M	F	M	F	M	F	M	F	
Abia State University	510	296	729	420	0	0	1,239	716	1,955
Adamawa State University	70	41	505	199	195	94	770	334	1,104
Adekunle Ajasin University	64	52	110	86	48	33	222	171	393
Akwa Ibom State University	61	47	74	53	46	29	181	129	310
Ambrose Alli University	38	66	112	77	0	0	150	143	293
Bamidele Olumilua University of Education	7	10	57	51	56	52	120	113	233
Bauchi State University	0	0	93	34	0	0	93	34	127
Bayelsa Medical University Yenagoa	0	0	30	60	20	10	50	70	120
Benue State University	7	6	8	6	6	3	21	15	36
Borno State University	2	7	2	4	6	8	10	19	29
Chukwuemeka Odumegwu Ojukwu University	3	18	1	2	0	0	4	20	24
Cross River University of Technology	8	3	0	0	0	0	8	3	11
Delta State University	0	0	0	0	0	9	0	9	9
Eastern Palm University	0	0	2	1	0	0	2	1	3
Ebonyi State University	2	0	0	1	0	0	2	1	3
Edo University	0	0	0	0	0	2	0	2	2
Edwin Clark University	0	0	1	0	0	0	1	0	1
Ekiti State University	0	0	0	0	0	0	0	0	0
Enugu State University of Sci. & Tech.	0	0	0	0	0	0	0	0	0
Gombe State University	0	0	0	0	0	0	0	0	0
Ibrahim Badamosi Babangida University	0	0	0	0	0	0	0	0	0
Ignatius Ajuru University of Educ.	0	0	0	0	0	0	0	0	0
Imo State University	0	0	0	0	0	0	0	0	0
Kaduna State University	0	0	0	0	0	0	0	0	0
Kano University of Sci. & Tech.	0	0	0	0	0	0	0	0	0

Kebbi State University of Sci. & Tech.	0	0	0	0	0	0	0	0	0
Kogi State University	0	0	0	0	0	0	0	0	0
Kwara State University	0	0	0	0	0	0	0	0	0
Ladoke Akintola University of Tech.	0	0	0	0	0	0	0	0	0
Lagos State University	0	0	0	0	0	0	0	0	0
Maitama Sule University	0	0	0	0	0	0	0	0	0
Nasarawa State University	0	0	0	0	0	0	0	0	0
Niger-Delta University	0	0	0	0	0	0	0	0	0
Plateau State University	0	0	0	0	0	0	0	0	0
Rivers State University	0	0	0	0	0	0	0	0	0
Sokoto State University	0	0	0	0	0	0	0	0	0
Sule Lamido University	0	0	0	0	0	0	0	0	0
Tai Solarin University of Education	0	0	0	0	0	0	0	0	0
Taraba State University	0	0	0	0	0	0	0	0	0
The First Technical University	0	0	0	0	0	0	0	0	0
University of Africa	0	0	0	0	0	0	0	0	0
University of Medical Sciences, Ondo City	0	0	0	0	0	0	0	0	0
Yobe State University	0	0	0	0	0	0	0	0	0
Zamfara State University	0	0	0	0	0	0	0	0	0
<b>Total</b>	<b>772</b>	<b>546</b>	<b>1,724</b>	<b>994</b>	<b>377</b>	<b>240</b>	<b>2,873</b>	<b>1,780</b>	<b>4,653</b>

**Table 5. 22: Private Part Time Postgraduate Enrolment by University, Level and Gender; 2021**

University	PGD		Masters		PhD		Total		Grand Total
	M	F	M	F	M	F	M	F	
Achievers University	15	7	58	52	50	31	123	90	213
Adeleke University	9	9	9	9	9	9	27	27	54
Admiralty University	0	0	18	31	0	0	18	31	49
Afe Babalola University	12	15	0	0	0	0	12	15	27
African University of Science and Technology	0	0	10	1	0	0	10	1	11
Ajayi Crowther University	0	0	0	0	0	9	0	9	9
Al-Hikmah University	0	0	2	2	1	1	3	3	6
Al-Qalam University	1	0	1	1	0	2	2	3	5
American University of Nigeria	0	0	2	0	0	0	2	0	2
Anchor University	0	1	0	0	0	0	0	1	1
Arthur Jarvis University	0	0	0	0	0	1	0	1	1
Augustine University	0	0	0	0	0	0	0	0	0
Babcock University	0	0	0	0	0	0	0	0	0
Baze University	0	0	0	0	0	0	0	0	0
Bells University of Technology	0	0	0	0	0	0	0	0	0
Benson Idahosa University	0	0	0	0	0	0	0	0	0
Bingham University	0	0	0	0	0	0	0	0	0
Bowen University	0	0	0	0	0	0	0	0	0
Caritas University	0	0	0	0	0	0	0	0	0
Chrisland University	0	0	0	0	0	0	0	0	0
Coal City University	0	0	0	0	0	0	0	0	0
Covenant University	0	0	0	0	0	0	0	0	0
Crawford University	0	0	0	0	0	0	0	0	0

Crescent University	0	0	0	0	0	0	0	0	0
Crown-Hill University	0	0	0	0	0	0	0	0	0
Dominican University	0	0	0	0	0	0	0	0	0
Dominion University	0	0	0	0	0	0	0	0	0
Eko University of Medical and Health Sciences	0	0	0	0	0	0	0	0	0
Elizade University	0	0	0	0	0	0	0	0	0
Evangel University	0	0	0	0	0	0	0	0	0
Fountain University	0	0	0	0	0	0	0	0	0
Godfrey Okoye University	0	0	0	0	0	0	0	0	0
Greenfield University	0	0	0	0	0	0	0	0	0
Gregory University	0	0	0	0	0	0	0	0	0
Hallmark University	0	0	0	0	0	0	0	0	0
Hezekiah University	0	0	0	0	0	0	0	0	0
Igbinedion University	0	0	0	0	0	0	0	0	0
Joseph Ayo Babalola University	0	0	0	0	0	0	0	0	0
Kings University	0	0	0	0	0	0	0	0	0
KolaDaisi University	0	0	0	0	0	0	0	0	0
Landmark University	0	0	0	0	0	0	0	0	0
Lead City University	0	0	0	0	0	0	0	0	0
Legacy University, Okija	0	0	0	0	0	0	0	0	0
McPherson University	0	0	0	0	0	0	0	0	0
Michael and Cecilia Ibru University	0	0	0	0	0	0	0	0	0
Mountain Top University	0	0	0	0	0	0	0	0	0
Nile University of Nigeria	0	0	0	0	0	0	0	0	0
Novena University	0	0	0	0	0	0	0	0	0
Obong University	0	0	0	0	0	0	0	0	0

Oduduwa University	0	0	0	0	0	0	0	0	0
PAMO University of Medical Sciences	0	0	0	0	0	0	0	0	0
Pan-Atlantic University	0	0	0	0	0	0	0	0	0
Paul University	0	0	0	0	0	0	0	0	0
Precious Cornerstone University	0	0	0	0	0	0	0	0	0
Redeemers University	0	0	0	0	0	0	0	0	0
Renaissance University	0	0	0	0	0	0	0	0	0
Rhema University	0	0	0	0	0	0	0	0	0
Ritman University	0	0	0	0	0	0	0	0	0
Salem University	0	0	0	0	0	0	0	0	0
Samuel Adegboyega University	0	0	0	0	0	0	0	0	0
Skyline University Nigeria	0	0	0	0	0	0	0	0	0
Southwestern University	0	0	0	0	0	0	0	0	0
Spiritana University	0	0	0	0	0	0	0	0	0
Summit University	0	0	0	0	0	0	0	0	0
Tansian University	0	0	0	0	0	0	0	0	0
Trinity University	0	0	0	0	0	0	0	0	0
University of Mkar	0	0	0	0	0	0	0	0	0
Veritas University	0	0	0	0	0	0	0	0	0
Wesley University of Science & Tech.	0	0	0	0	0	0	0	0	0
Western Delta University, Oghara	0	0	0	0	0	0	0	0	0
Westland University	0	0	0	0	0	0	0	0	0
Total	37	32	100	96	60	53	197	181	378

**Table 5. 23: Federal Graduate Output by University and Gender: 2021**

University	FT Grad		PT Grad		FT PG		PT PG		TOTAL		Grand Total
	M	F	M	F	M	F	M	F	M	F	
University of Maiduguri	13,408	5,854	8,327	3,303	7,324	2,800	10,123	2,356	39,182	14,313	53,495
National Open University of Nigeria	6,777	10,549	0	0	854	1,299	0	0	7,631	11,848	19,479
Bayero University	4,878	2,374	815	188	3,118	1,684	30	0	8,841	4,246	13,087
University of Lagos	2,667	3,183	767	807	1,141	999	1,089	973	5,664	5,962	11,626
University of Ilorin	4,719	4,642	49	65	1,016	949	4	11	5,788	5,667	11,455
University of Nigeria	2,286	2,976	269	643	1,961	1,822	441	363	4,957	5,804	10,761
Obafemi Awolowo University	3,027	2,785	11	10	598	310	37	26	3,673	3,131	6,804
University of Port Harcourt	1,727	1,828	49	54	1,150	969	256	193	3,182	3,044	6,226
Michael Okpara University of Agric.	2,472	2,788	137	184	124	92	4	8	2,737	3,072	5,809
University of Uyo	2,415	2,334	76	125	465	361	9	11	2,965	2,831	5,796
University of Calabar	2,113	2,665	145	143	296	207	45	22	2,599	3,037	5,636
University of Benin	2,500	2,607	0	0	206	139	0	0	2,706	2,746	5,452
University of Jos	2,904	1,919	76	76	150	39	0	0	3,130	2,034	5,164
Federal University of Technology, Minna	2,648	1,097	0	0	915	264	0	0	3,563	1,361	4,924
Nnamdi Azikiwe University	1,318	1,447	160	185	842	614	63	70	2,383	2,316	4,699
Federal University of Technology, Owerri	2,587	1,154	0	0	224	129	0	0	2,811	1,283	4,094
Federal University of Agriculture, Abeokuta	1,667	1,262	237	249	214	153	43	61	2,161	1,725	3,886
University of Ibadan	1,438	1,012	0	0	402	270	0	0	1,840	1,282	3,122
Modibbo Adama University	2,048	561	0	0	389	92	15	3	2,452	656	3,108
Abubakar Tafawa Balewa University	1,687	483	0	0	549	206	0	0	2,236	689	2,925
Ahmadu Bello University	1,323	826	10	24	252	107	121	64	1,706	1,021	2,727
Umaru Musa Yar'Adua University	1,388	433	0	0	84	31	2	0	1,474	464	1,938
Federal University Oye-Ekiti	911	935	0	0	35	17	14	3	960	955	1,915
Nigerian Defence Academy	378	17	0	0	722	713	0	0	1,100	730	1,830
Federal University Wukari	1,180	603	0	0	0	0	0	0	1,180	603	1,783
Federal University of Technology, Akure	634	406	42	30	261	123	0	0	937	559	1,496
Federal University Kashere	993	281	16	2	37	4	0	0	1,046	287	1,333
Federal University Dutse	772	332	0	0	67	22	99	27	938	381	1,319
Federal University Gusau	734	319	0	0	0	0	0	0	734	319	1,053
Alex Ekwueme Federal University	518	466	0	0	3	3	2	3	523	472	995

Federal University Otuoke	461	369	0	0	0	0	0	0	461	369	830
Federal University Lafia	450	326	0	0	39	12	0	0	489	338	827
Federal University Birnin-Kebbi	362	194	0	0	0	0	0	0	362	194	556
Federal University Gashua	306	103	0	0	0	0	0	0	306	103	409
Nigerian Army University	195	31	22	6	0	0	0	0	217	37	254
Federal University Dutsin-Ma	52	15	0	0	16	2	18	1	86	18	104
Federal University Lokoja	38	29	0	0	0	0	0	0	38	29	67
Air Force Institute of Technology	0	0	0	0	0	0	0	0	0	0	0
Federal University of Agriculture, Makurdi	0	0	0	0	0	0	0	0	0	0	0
Federal University of Health Sciences, Otuokpo	0	0	0	0	0	0	0	0	0	0	0
Federal University of Petroleum Resources	0	0	0	0	0	0	0	0	0	0	0
Nigeria Maritime University	0	0	0	0	0	0	0	0	0	0	0
University of Abuja	0	0	0	0	0	0	0	0	0	0	0
Usmanu Danfodiyo University	0	0	0	0	0	0	0	0	0	0	0
Total	75,981	59,205	11,208	6,094	23,454	14,432	12,415	4,195	123,058	83,926	206,984



**Table 5. 24: State Graduate Output by University and Gender: 2021**

University	FT Grad		PT Grad		FT PG		PT PG		TOTAL		Grand Total
	M	F	M	F	M	F	M	F	M	F	
Chukwuemeka Odumegwu Ojukwu University	6,490	7,061	1,056	852	219	261	0	0	7,765	8,174	15,939
Ignatius Ajuru University of Educ.	1,213	1,764	0	0	3,921	4,478	0	0	5,134	6,242	11,376
Ibrahim Badamosi Babangida University	2,830	2,135	1,327	1,035	708	498	159	127	5,024	3,795	8,819
Ambrose Alli University	2,003	2,196	1,162	1,091	158	87	127	106	3,450	3,480	6,930
Rivers State University	1,794	1,593	155	148	656	668	45	22	2,650	2,431	5,081
Nasarawa State University	2,258	1,549	397	213	373	221	0	0	3,028	1,983	5,011
Kaduna State University	1,356	1,218	0	0	337	154	1278	589	2,971	1,961	4,932
Kwara State University	2,356	2,175	5	4	171	98	0	0	2,532	2,277	4,809
Lagos State University	1,722	2,290	54	11	68	17	0	0	1,844	2,318	4,162
Imo State University	1,008	1,994	41	11	438	351	10	15	1,497	2,371	3,868
Tai Solarin University of Education	1,296	2,349	70	72	23	32	0	1	1,389	2,454	3,843
Niger-Delta University	1,827	1,691	0	0	14	6	0	0	1,841	1,697	3,538
Delta State University	1,372	1,465	0	0	116	70	32	9	1,520	1,544	3,064
Kogi State University	1,397	1,301	29	11	82	23	0	0	1,508	1,335	2,843
Ladoke Akintola University of Tech.	1,245	1,433	0	0	38	17	0	0	1,283	1,450	2,733
Gombe State University	1,529	958	93	29	0	0	0	0	1,622	987	2,609
Enugu State University of Sci. & Tech.	1,021	1,080	0	0	331	163	0	0	1,352	1,243	2,595
Ebonyi State University	313	263	66	62	464	283	720	360	1,563	968	2,531
Ekiti State University	937	1,115	50	61	130	156	5	4	1,122	1,336	2,458
Abia State University	561	904	66	76	182	121	55	43	864	1,144	2,008
Adamawa State University	1,206	577	0	0	158	36	0	0	1,364	613	1,977
Cross River University of Technology	693	873	2	3	123	107	0	0	818	983	1,801
Bauchi State University	1,119	408	0	0	112	14	0	0	1,231	422	1,653
Akwa Ibom State University	681	659	0	0	26	10	2	0	709	669	1,378
Maitama Sule University	698	472	0	0	0	0	0	0	698	472	1,170
Kano University of Sci. & Tech.	915	134	0	0	63	0	0	0	978	134	1,112

Adekunle Ajasin University	465	487	84	29	0	0	0	0	549	516	1,065
Yobe State University	634	243	0	0	0	0	0	0	634	243	877
Taraba State University	390	239	0	0	9	4	0	0	399	243	642
Sokoto State University	406	107	0	0	0	0	0	0	406	107	513
University of Medical Sciences, Ondo City	80	201	0	0	0	0	0	0	80	201	281
Kebbi State University of Sci. & Tech.	153	72	0	0	16	0	0	0	169	72	241
Edo University	83	94	0	0	17	10	0	0	100	104	204
Edwin Clark University	54	73	0	0	0	0	0	0	54	73	127
The First Technical University	34	29	0	0	0	0	0	0	34	29	63
Bamidele Olumilua University of Education	0	0	0	0	0	0	9	0	9	0	9
Bayelsa Medical University Yenagoa	0	0	0	0	0	0	0	0	0	0	0
Benue State University	0	0	0	0	0	0	0	0	0	0	0
Borno State University	0	0	0	0	0	0	0	0	0	0	0
Eastern Palm University	0	0	0	0	0	0	0	0	0	0	0
Plateau State University	0	0	0	0	0	0	0	0	0	0	0
Sule Lamido University	0	0	0	0	0	0	0	0	0	0	0
University of Africa	0	0	0	0	0	0	0	0	0	0	0
Zamfara State University	0	0	0	0	0	0	0	0	0	0	0
Total	42,139	41,202	4,657	3,708	8,953	7,885	2,442	1,276	58,191	54,071	112,262

**Table 5. 25: Private Graduate Output by University and Gender: 2021**

University	FT Grad		PT Grad		FT PG		PT PG		TOTAL		Grand Total
	M	F	M	F	M	F	M	F	M	F	
Al-Qalam University	1278	673	0	0	21	0	0	0	1299	673	1,972
Babcock University	569	511	130	133	103	136	83	68	885	848	1,733
Covenant University	783	658	0	0	130	114	0	0	913	772	1,685
Afe Babalola University	672	707	0	0	0	0	0	0	672	707	1,379
Novena University	242	123	0	0	417	421	0	0	659	544	1,203
Al-Hikmah University	546	440	0	0	79	38	0	0	625	478	1,103
Bowen University	338	535	16	3	24	24	0	0	378	562	940
Adeleke University	399	421	0	0	34	22	0	0	433	443	876
Ajayi Crowther University	180	283	79	90	45	59	0	1	304	433	737
Benson Idahosa University	204	206	0	0	73	188	3	3	280	397	677
Igbinedion University	197	232	0	0	116	88	0	18	313	338	651
Nile University of Nigeria	167	228	0	0	117	107	0	0	284	335	619
Oduduwa University	245	352	0	0	11	2	0	0	256	354	610
Joseph Ayo Babalola University	269	241	0	0	63	26	0	0	332	267	599
Bells University of Technology	277	121	0	0	140	54	0	0	417	175	592
Fountain University	222	326	0	0	3	3	0	0	225	329	554
Bingham University	175	190	0	0	100	49	0	0	275	239	514
Landmark University	240	218	0	0	24	15	0	0	264	233	497
Crescent University	149	139	109	78	5	8	0	0	263	225	488
Achievers University	115	298	41	26	0	0	0	0	156	324	480
Caritas University	211	194	0	0	0	0	0	0	211	194	405
Godfrey Okoye University	135	194	0	0	21	29	0	0	156	223	379
Redeemers University	149	151	32	8	17	17	0	0	198	176	374
Crawford University	144	151	7	6	16	8	0	0	167	165	332

Lead City University	0	0	0	0	168	153	0	0	168	153	321
American University of Nigeria	138	119	0	0	12	3	0	3	150	125	275
Elizade University	165	89	0	0	5	1	0	0	170	90	260
Pan-Atlantic University	62	83	0	0	12	34	28	20	102	137	239
University of Mkar	57	89	0	0	50	28	0	0	107	117	224
Veritas University	79	101	0	0	13	12	0	0	92	113	205
Gregory University	98	86	2	2	7	1	0	0	107	89	196
Ritman University	87	107	0	0	0	0	0	0	87	107	194
Mountain Top University	87	83	0	0	0	0	0	0	87	83	170
Samuel Adegboyega University	52	74	0	0	0	0	0	0	52	74	126
Coal City University	51	60	0	0	0	0	0	0	51	60	111
Paul University	54	51	0	0	0	0	0	0	54	51	105
Anchor University	44	59	0	0	0	0	0	0	44	59	103
Western Delta University, Oghara	62	35	0	0	0	0	0	0	62	35	97
Obong University	47	49	0	0	0	0	0	0	47	49	96
Baze University	56	36	0	0	0	0	0	0	56	36	92
African University of Science and Technology	0	0	0	0	50	35	0	0	50	35	85
Michael and Cecilia Ibru University	42	36	4	0	0	0	0	0	46	36	82
McPherson University	42	39	0	0	0	0	0	0	42	39	81
Precious Cornerstone University	40	37	0	0	0	0	0	0	40	37	77
Salem University	42	22	4	5	3	1	0	0	49	28	77
Southwestern University	34	41	0	0	0	0	0	0	34	41	75
Renaissance University	28	33	0	0	0	0	0	0	28	33	61
Evangel University	25	31	0	0	0	0	0	0	25	31	56
KolaDaisi University	27	24	0	0	0	0	0	0	27	24	51
Skyline University Nigeria	20	29	0	0	0	0	0	0	20	29	49

Dominican University	46	1	0	0	0	0	0	0	46	1	47
Chrisland University	17	27	0	0	0	0	0	0	17	27	44
Legacy University, Okija	24	19	0	0	0	0	0	0	24	19	43
Augustine University	16	24	0	0	0	0	0	0	16	24	40
Arthur Jarvis University	18	21	0	0	0	0	0	0	18	21	39
Rhema University	23	13	0	0	0	0	0	0	23	13	36
Kings University	15	20	0	0	0	0	0	0	15	20	35
Tansian University	17	18	0	0	0	0	0	0	17	18	35
Hezekiah University	21	7	0	0	0	0	0	0	21	7	28
Summit University	13	12	0	0	0	0	0	0	13	12	25
Wesley University of Science & Tech.	7	9	4	5	0	0	0	0	11	14	25
Hallmark University	6	17	0	0	0	0	0	0	6	17	23
Westland University	1	21	0	0	0	0	0	0	1	21	22
PAMO University of Medical Sciences	4	9	0	0	0	0	0	0	4	9	13
Admiralty University	0	0	0	0	0	0	0	0	0	0	0
Crown-Hill University	0	0	0	0	0	0	0	0	0	0	0
Dominion University	0	0	0	0	0	0	0	0	0	0	0
Eko University of Medical and Health Sciences	0	0	0	0	0	0	0	0	0	0	0
Greenfield University	0	0	0	0	0	0	0	0	0	0	0
Spiritana University	0	0	0	0	0	0	0	0	0	0	0
Trinity University	0	0	0	0	0	0	0	0	0	0	0
<b>Total</b>	<b>9,573</b>	<b>9,223</b>	<b>428</b>	<b>356</b>	<b>1,879</b>	<b>1,676</b>	<b>114</b>	<b>113</b>	<b>11,994</b>	<b>11,368</b>	<b>23,362</b>

**Table 5. 26: Graduate Output by Programme and Gender: 2021**

Programme	FT Grad		PT Grad		FT PG		PT PG		TOTAL		Grand Total
	M	F	M	F	M	F	M	F	M	F	
Agriculture	9,843	9,621	1,295	1,063	930	605	210	149	12,278	11,438	23,716
Accounting	5,465	5,739	1,976	1,695	1,605	1,164	745	431	9,791	9,029	18,820
Political Science	4,885	2,588	1,105	474	1,861	1,527	708	278	8,559	4,867	13,426
Economics/Economics & Development Studies	4,410	3,310	707	392	1,247	755	639	251	7,003	4,708	11,711
Business Administration/Management	3,471	2,866	614	517	1,018	692	882	497	5,985	4,572	10,557
Sociology	3,704	2,395	738	305	1,245	873	646	391	6,333	3,964	10,297
Public Administration/Public Admin & Local Govt./Govt. & Public Admin	2,698	1,960	1,235	771	952	552	576	372	5,461	3,655	9,116
Computer Science	5,253	2,017	104	60	535	229	84	33	5,976	2,339	8,315
Law	2,730	3,048	0	0	620	447	78	69	3,428	3,564	6,992
Microbiology	2,265	3,477	37	70	573	436	24	23	2,899	4,006	6,905
Biochemistry	2,488	2,831	88	95	701	494	110	65	3,387	3,485	6,872
Mass Communication	1,655	3,487	52	81	524	574	68	79	2,299	4,221	6,520
Food Science and Technology	572	789	9	53	159	142	4,335	42	5,075	1,026	6,101
History	2,031	2,039	262	134	468	236	221	116	2,982	2,525	5,507
Nursing Science	652	4,211	22	45	118	146	36	54	828	4,456	5,284
English	1,542	2,417	216	205	371	305	48	62	2,177	2,989	5,166
Library & Information Science	1,377	1,327	223	126	509	530	170	116	2,279	2,099	4,378
Business Education	1,159	1,777	411	147	222	164	333	144	2,125	2,232	4,357
Geography	1,723	693	170	70	802	530	248	101	2,943	1,394	4,337
Entrepreneurship	1,610	2,345	30	31	23	7	0	0	1,663	2,383	4,046
Adult Education/Adult Education and Continuing Education	872	913	489	400	474	497	225	169	2,060	1,979	4,039
Education Technology	790	690	0	0	867	1,625	13	7	1,670	2,322	3,992
Electrical and Electronic Engineering	2,379	424	8	7	685	370	31	2	3,103	803	3,906
Health Education	656	538	551	285	664	276	499	220	2,370	1,319	3,689
Chemistry	1,633	1,369	7	17	312	175	28	23	1,980	1,584	3,564
Banking and Finance	1,178	1,127	198	88	389	170	278	96	2,043	1,481	3,524
Education/Biology	1,121	1,492	466	97	101	57	104	26	1,792	1,672	3,464
Management Technology	874	552	298	194	431	327	488	127	2,091	1,200	3,291
Medicine and Surgery	1,511	895	84	54	385	240	15	44	1,995	1,233	3,228
Education/English	783	1,284	287	137	282	99	308	26	1,660	1,546	3,206
Biology	1,320	1,539	0	0	179	116	0	0	1,499	1,655	3,154

Education/Economics	927	718	317	68	489	393	165	65	1,898	1,244	3,142
Educational Management or Educational Planning and Administration	767	1,005	0	0	518	647	50	99	1,335	1,751	3,086
Civil Engineering	2,191	327	8	6	403	59	27	12	2,629	404	3,033
Mathematics	1,676	606	106	53	363	119	68	30	2,213	808	3,021
Finance	840	518	628	277	297	159	118	60	1,883	1,014	2,897
Mechanical Engineering	2,214	232	0	0	354	50	35	8	2,603	290	2,893
Physics/Physics with Electronics	1,663	558	42	11	362	89	15	11	2,082	669	2,751
Botany/Plant Biology/Plant Sc & Biotechnology	961	1,410	49	57	173	78	10	7	1,193	1,552	2,745
Guidance and Counselling	683	954	127	97	358	385	14	21	1,182	1,457	2,639
Zoology/Animal & Environmental Biology	1,056	1,087	17	35	277	126	13	8	1,363	1,256	2,619
Geology/Earth Sciences	1,414	508	79	24	382	163	29	15	1,904	710	2,614
Marketing	688	751	136	130	364	212	164	78	1,352	1,171	2,523
Arabic	956	435	333	196	186	86	99	45	1,574	762	2,336
Medical Laboratory Science	853	1,155	0	0	147	169	0	0	1,000	1,324	2,324
Linguistics	557	996	47	72	156	210	123	78	883	1,356	2,239
Chemical Engineering	1,366	440	0	0	283	82	27	10	1,676	532	2,208
Architecture	1,029	394	0	0	535	195	1	0	1,565	589	2,154
Petroleum and Gas Engineering	1,062	735	0	2	251	93	0	0	1,313	830	2,143
Public Health	620	1,129	13	52	155	156	0	0	788	1,337	2,125
Psychology	764	709	42	44	158	171	111	69	1,075	993	2,068
Theatre Arts/Performing Arts	762	863	8	20	172	78	6	6	948	967	1,915
Education Foundation	431	387	4	5	407	422	109	134	951	948	1,899
Islamic Studies	898	495	111	35	167	49	69	25	1,245	604	1,849
Physiology	724	877	0	0	128	93	19	3	871	973	1,844
Education/Chemistry	754	525	211	54	101	36	107	48	1,173	663	1,836
Early Childhood Education/Primary Education	371	839	4	14	265	333	5	0	645	1,186	1,831
Statistics	991	322	14	8	296	104	3	3	1,304	437	1,741
Agricultural Extension	510	380	31	52	279	164	208	76	1,028	672	1,700
Pharmacy	796	726	0	0	84	52	0	0	880	778	1,658
Philosophy	685	726	9	1	126	44	0	0	820	771	1,591
Criminology/Criminology & Security Studies	1,049	419	94	6	5	4	0	0	1,148	429	1,577
Anatomy (Human)	609	616	0	0	195	86	34	23	838	725	1,563
Urban and Regional Planning	823	291	0	0	209	122	20	8	1,052	421	1,473
Agricultural Engineering	813	183	24	23	191	42	91	35	1,119	283	1,402

Computer Engineering	893	230	0	0	171	75	0	0	1,064	305	1,369
Language Art	432	643	28	53	68	85	6	4	534	785	1,319
Education/History	433	396	130	36	114	64	104	16	781	512	1,293
Human Kinetics or Sport Science or Physical Education	406	466	1	5	141	213	21	40	569	724	1,293
Education/Mathematics	515	264	158	46	76	68	100	36	849	414	1,263
Industrial Chemistry	538	445	49	65	88	56	9	0	684	566	1,250
Forestry/Forestry & Wildlife Management/Wildlife	360	262	446	90	48	41	0	0	854	393	1,247
Estate Management	550	352	0	0	167	70	47	29	764	451	1,215
International Relations	380	568	95	10	94	64	0	0	569	642	1,211
Education/Political Science	335	299	14	5	246	301	0	0	595	605	1,200
Information Technology	519	202	1	0	334	119	0	0	854	321	1,175
Crop Science and Horticulture	429	468	8	17	129	77	7	6	573	568	1,141
Education/Geography	417	172	21	6	185	280	2	0	625	458	1,083
Special Education	145	225	2	5	335	317	0	0	482	547	1,029
Industrial Relations & Personnel Management	262	417	11	18	27	49	56	118	356	602	958
Science Laboratory Technology	433	458	3	11	12	18	8	11	456	498	954
French	217	293	157	184	50	35	8	6	432	518	950
Peace Studies & Conflict Resolution	460	346	0	1	99	40	0	0	559	387	946
Religious Studies	312	385	16	3	141	62	12	3	481	453	934
Education/Islamic Religious Studies	424	261	79	39	39	19	48	18	590	337	927
Fisheries/Fisheries and Aquaculture	398	414	3	7	59	21	0	0	460	442	902
Quantity Surveying	597	178	0	0	91	32	0	0	688	210	898
Building	539	125	0	0	129	27	28	2	696	154	850
Social Studies.	362	385	16	28	23	23	4	4	405	440	845
Petroleum Engineering	561	182	0	0	40	16	6	1	607	199	806
Social Work	313	416	0	0	20	54	0	0	333	470	803
Home Science	114	521	7	79	29	28	9	12	159	640	799
Home Economics	91	162	0	0	246	278	0	0	337	440	777
Biotechnology/Genetics & Biotechnology	269	415	0	0	36	45	2	3	307	463	770
Technical Education or Technology Education	352	120	38	10	87	59	22	13	499	202	701
Environmental Management and Toxicology	280	357	1	7	20	10	0	0	301	374	675
Physiotherapy or Medical Rehabilitation	345	224	0	0	44	26	4	0	393	250	643
Industrial Design	170	45	90	54	200	83	0	0	460	182	642
Human Nutrition and Dietetics	30	397	9	79	55	43	9	11	103	530	633



Surveying and Geo-Information	397	74	3	2	131	23	0	0	531	99	630
Literature In English	123	197	79	45	72	52	35	24	309	318	627
Hausa	256	89	64	13	96	35	22	15	438	152	590
Radiography/Radiography & Radiation Sc	346	194	0	0	38	11	0	0	384	205	589
Fine and Applied Arts	299	152	10	5	76	32	9	2	394	191	585
Education/Computer Science	325	212	1	0	17	25	0	0	343	237	580
Education/Christian Religious Studies	167	400	0	0	2	4	0	0	169	404	573
Environmental Management	173	85	0	0	204	94	5	4	382	183	565
Education/Hausa	244	85	76	36	41	7	54	20	415	148	563
Curriculum Studies	108	173	0	0	96	97	18	39	222	309	531
Electrical Engineering	364	19	0	0	123	14	7	1	494	34	528
Geophysics/Applied Geophysics	234	57	0	0	121	57	8	2	363	116	479
Insurance	207	222	0	0	25	18	0	0	232	240	472
Material & Metallurgical Engineering	335	46	0	0	68	15	3	0	406	61	467
Archaeology	183	142	7	15	28	22	13	8	231	187	418
Project Management Technology	267	92	0	0	32	7	0	0	299	99	398
Pharmacology	141	123	57	23	24	21	0	0	222	167	389
Education/Physics	265	100	1	3	10	4	0	0	276	107	383
Education/French	84	147	70	16	18	7	29	6	201	176	377
Information and Communication Technology	250	94	0	0	25	6	0	0	275	100	375
Education/Library & Information Science	141	76	4	1	47	68	10	0	202	145	347
Music	175	108	5	6	24	17	6	4	210	135	345
Local Government Studies/Local Government and Development	120	97	0	0	27	2	54	33	201	132	333
Studies											
Marine Science	94	100	0	0	17	20	62	38	173	158	331
Christian Religious Studies	150	137	12	0	19	4	0	0	181	141	322
Marine Engineering	289	13	0	0	16	0	0	0	305	13	318
Hospitality & Tourism Management	109	182	0	0	15	7	0	0	124	189	313
Water Resources & Environmental Engineering	116	35	0	0	111	46	0	0	227	81	308
Communication and Language Arts	92	115	5	5	37	40	0	0	134	160	294
Veterinary Medicine	81	54	19	9	65	54	0	0	165	117	282
Education/Arabic	113	30	34	19	17	4	41	14	205	67	272
Actuarial Science	152	96	0	0	16	5	0	0	168	101	269
Medical Biochemistry	113	135	0	0	6	12	0	0	119	147	266

Education/Accounting	57	116	2	2	21	64	0	0	80	182	262
Creative Arts	106	87	0	0	37	25	0	0	143	112	255
Mechatronic Engineering	226	16	0	0	8	3	0	0	234	19	253
Transport & Logistics/Transport & Logistics Management/Transport	172	64	0	0	9	0	0	0	181	64	245
Management											
Cyber Security	89	22	0	0	97	25	0	0	186	47	233
Ecology or Environmental Biology	80	121	0	0	14	9	0	0	94	130	224
Office & Information Management	33	99	7	21	22	35	0	0	62	155	217
Intelligence & Security Studies	73	17	0	0	61	57	0	0	134	74	208
Physical and Health Education	82	81	11	5	5	4	0	0	98	90	188
Cooperative and Rural Development	84	100	0	0	0	0	0	0	84	100	184
Water Resources Management & Agrometeorology	112	39	0	0	23	6	0	0	135	45	180
Environmental Health Science	71	95	0	0	4	7	0	0	75	102	177
Molecular Biology	20	145	0	0	2	1	0	0	22	146	168
Biomedical Engineering	73	47	0	0	19	13	0	0	92	60	152
Electronics Engineering	44	21	54	11	11	6	3	1	112	39	151
Dentistry	73	56	0	6	12	3	0	0	85	65	150
Education/Music	13	94	0	0	9	21	4	7	26	122	148
Polymer and Textile Engineering	97	39	0	0	12	0	0	0	109	39	148
Agricultural Co-operative and Management	42	30	42	30	0	0	0	0	84	60	144
Food Engineering	96	10	0	0	19	18	0	0	115	28	143
Policy & Strategic Studies.	65	67	0	0	3	2	0	0	68	69	137
Cell Biology & Genetics	39	59	0	0	27	9	0	0	66	68	134
Integrated Science	48	70	2	3	1	4	0	0	51	77	128
Food Science	27	94	0	0	1	5	0	0	28	99	127
Demography and Social Statistics	64	34	0	0	20	5	0	0	84	39	123
Marine Economics & Finance	98	19	0	0	4	1	0	0	102	20	122
Education/Religious Studies	60	40	0	0	11	9	0	0	71	49	120
Education/Transport Planning	52	68	0	0	0	0	0	0	52	68	120
Telecommunication Engineering	47	11	0	0	52	3	0	0	99	14	113
Industrial Mathematics	56	18	0	0	30	7	0	0	86	25	111
Information Systems	66	29	0	0	15	0	0	0	81	29	110
Education/Government	28	70	0	0	3	4	0	0	31	74	105
Public Health Engineering/ Technology	53	48	0	0	0	3	0	0	53	51	104

Dramatic Arts	45	56	0	0	1	0	0	0	46	56	102
Energy & Petroleum Studies	23	2	0	0	32	43	0	0	55	45	100
Environmental Education	28	46	4	6	7	6	0	0	39	58	97
Nutrition and Dietetics	25	43	0	0	4	15	0	0	29	58	87
Metallurgical Engineering	49	2	0	0	32	1	0	0	81	3	84
Software Engineering	61	22	0	0	0	0	0	0	61	22	83
Yoruba	25	39	0	0	4	7	4	2	33	48	81
Animal Science	55	13	0	0	4	5	0	0	59	18	77
Production Engineering/Industrial & Production Engineering	22	6	0	0	39	6	3	1	64	13	77
Education/Yoruba	35	37	0	0	0	4	0	0	35	41	76
Industrial and Production Engineering/Production Engineering	57	12	0	0	4	0	2	1	63	13	76
Environmental Engineering	24	7	0	0	34	1	8	1	66	9	75
Telecommunication Science	58	12	0	0	5	0	0	0	63	12	75
Optometry	28	43	0	0	0	0	0	0	28	43	71
Parasitology & Entomology	24	40	0	0	2	4	0	0	26	44	70
Systems Engineering	37	9	0	0	14	1	7	1	58	11	69
Co-operative Economics & Management	14	17	3	1	11	21	1	0	29	39	68
Fulfulde	17	8	10	6	12	7	5	3	44	24	68
Igbo	17	27	0	0	10	10	1	0	28	37	65
Public Administration	37	28	0	0	0	0	0	0	37	28	65
Marine Environmental Management and Control	56	8	0	0	0	0	0	0	56	8	64
Agricultural Economics and Extension	50	5	0	0	7	0	0	0	57	5	62
Taxation	21	36	0	0	0	0	0	0	21	36	57
Russian	27	25	0	0	2	0	0	0	29	25	54
Dental Technology	21	24	0	0	0	0	0	0	21	24	45
Information Science and Media Studies	29	14	0	0	2	0	0	0	31	14	45
Soil Science	32	7	0	0	0	0	0	0	32	7	39
Prosthetic and Orthotics	23	14	0	0	0	0	0	0	23	14	37
German	17	19	0	0	0	0	0	0	17	19	36
Operations Research	27	3	0	0	4	2	0	0	31	5	36
Environmental Protection and Resource Management	0	0	17	13	0	0	0	0	17	13	30
Automotive Engineering	21	1	0	0	3	3	0	0	24	4	28
Marine Biology	11	17	0	0	0	0	0	0	11	17	28
Education/Fine & Applied Arts	11	8	0	0	5	2	0	0	16	10	26

Mining Engineering	22	3	0	0	0	0	0	0	22	3	25
Classics	5	19	0	0	0	0	0	0	5	19	24
Petroleum Chemistry/Petroleum Studies	11	13	0	0	0	0	0	0	11	13	24
Aeronautic and Astronautic Engineering	20	0	0	0	3	0	0	0	23	0	23
General Studies	0	0	0	0	10	13	0	0	10	13	23
Anthropology	11	11	0	0	0	0	0	0	11	11	22
Kanuri	4	2	5	4	0	0	0	0	9	6	15
Wood Product Engineering	8	2	0	0	2	2	0	0	10	4	14
Natural & Environmental Science	8	5	0	0	0	0	0	0	8	5	13
Linguistics/Urhobo	2	4	0	0	0	0	0	0	2	4	6
Education/Statistics	0	0	0	0	2	3	0	0	2	3	5
Social Justice	1	4	0	0	0	0	0	0	1	4	5
Education/Efik-Ibibio	1	3	0	0	0	0	0	0	1	3	4
Logistics and Supply Chain Management	3	0	0	0	0	0	0	0	3	0	3
Efik/Ibibio	0	2	0	0	0	0	0	0	0	2	2
Human Biology	0	2	0	0	0	0	0	0	0	2	2
Education/Igbo	0	1	0	0	0	0	0	0	0	1	1
Animal and Environmental Biology	0	0	0	0	0	0	0	0	0	0	0
Educational psychology	0	0	0	0	0	0	0	0	0	0	0
Electronics	0	0	0	0	0	0	0	0	0	0	0
Forensic Science	0	0	0	0	0	0	0	0	0	0	0
Industrial and Labour Relations	0	0	0	0	0	0	0	0	0	0	0
Meteorology	0	0	0	0	0	0	0	0	0	0	0
Nautical Science	0	0	0	0	0	0	0	0	0	0	0
Plant Science	0	0	0	0	0	0	0	0	0	0	0
Plant Science and Biotechnology	0	0	0	0	0	0	0	0	0	0	0
Ports Management	0	0	0	0	0	0	0	0	0	0	0
Structural Engineering	0	0	0	0	0	0	0	0	0	0	0
Theology/Christian Theology	0	0	0	0	0	0	0	0	0	0	0
Grand Total	128,016	109,697	16,123	10,119	34,202	23,764	14,816	5,550	193,157	149,130	342,287

**Table 5. 27: Academic Staff by Programme by Rank and by Gender Ordered by Highest Number**

Programme	Prof		Reader		Snr Lect		Lect I and Below		Total Male	Total Female	Grand Total
	M	F	M	F	M	F	M	F			
Medicine and Surgery	823	197	385	104	741	281	983	444	2,932	1,026	3,958
Agriculture	762	174	219	72	590	306	1,011	489	2,582	1,041	3,623
Accounting	369	85	185	65	495	191	1,070	425	2,119	766	2,885
Computer Science	186	47	112	63	361	168	1,088	329	1,747	607	2,354
Economics/Economics & Development Studies	246	68	163	45	371	129	892	297	1,672	539	2,211
Physics/Physics with Electronics	326	54	145	32	319	125	971	211	1,761	422	2,183
Chemistry	288	80	127	52	304	159	784	282	1,503	573	2,076
Political Science	261	49	120	48	336	123	834	236	1,551	456	2,007
Mathematics	239	45	109	30	336	135	806	230	1,490	440	1,930
English	226	101	102	61	273	177	550	375	1,151	714	1,865
Biochemistry	271	64	132	42	203	96	636	326	1,242	528	1,770
Microbiology	242	82	83	44	186	112	594	422	1,105	660	1,765
Electrical and Electronic Engineering	169	61	92	44	356	186	581	192	1,198	483	1,681
Law	269	50	112	45	230	111	521	304	1,132	510	1,642
Business Administration/Management	170	32	105	30	252	87	673	291	1,200	440	1,640
Sociology	191	57	107	45	278	144	542	271	1,118	517	1,635
Biology	175	64	71	54	219	134	498	291	963	543	1,506
Educational Psychology & Counselling	149	107	67	69	245	239	346	277	807	692	1,499
Education Foundation	161	99	71	48	177	156	426	262	835	565	1,400
History	184	44	77	38	247	126	470	194	978	402	1,380
Geography	182	41	91	33	207	116	507	157	987	347	1,334
Library & Information Science	88	56	64	48	194	160	372	303	718	567	1,285
Mass Communication	140	22	84	25	197	68	451	266	872	381	1,253
Education/Physics	93	62	53	47	213	191	326	189	685	489	1,174
Marketing	97	73	65	43	218	190	280	187	660	493	1,153
Veterinary Medicine	205	22	106	36	168	71	298	118	777	247	1,024

Pharmacy	132	39	59	20	124	58	390	195	705	312	1,017
Religious Studies	122	40	69	22	205	116	300	130	696	308	1,004
Mechanical Engineering	157	7	74	4	179	10	466	36	876	57	933
Civil Engineering	161	5	75	9	142	20	453	52	831	86	917
Education/Religious Studies	72	56	45	42	181	181	179	143	477	422	899
Theatre Arts/Performing Arts	104	39	50	26	164	108	253	152	571	325	896
Guidance and Counselling	85	70	34	39	127	129	192	188	438	426	864
Public Administration/Public Admin & Local Govt./Govt	101	19	55	12	145	27	363	100	664	158	822
Education/Biology	75	40	44	32	131	104	241	148	491	324	815
Geology/Earth Sciences	129	7	63	7	126	17	357	96	675	127	802
Education/English	72	52	39	37	129	115	206	139	446	343	789
Education/Chemistry	71	39	39	29	128	107	226	122	464	297	761
Adult Education/Adult Education and Continuing Educa	70	56	46	34	117	111	168	139	401	340	741
Education/Mathematics	66	41	41	34	127	106	206	118	440	299	739
Nursing Science	44	35	27	32	75	85	183	250	329	402	731
Medical Laboratory Science	84	26	39	20	112	48	249	118	484	212	696
Education/Economics	53	35	25	27	123	97	193	136	394	295	689
Architecture	63	9	36	4	112	25	342	96	553	134	687
Actuarial Science	152	39	88	32	144	51	123	52	507	174	681
Education/Computer Science	67	35	34	27	129	97	187	105	417	264	681
Botany/Plant Biology/Plant Sc & Biotechnology	102	34	31	20	70	32	242	133	445	219	664
Banking and Finance	71	11	50	18	114	25	284	87	519	141	660
Human Kinetics or Sport Science or Physical Education	78	35	32	23	114	104	164	110	388	272	660
Business Education	47	43	29	26	113	103	172	126	361	298	659
Special Education	69	41	25	33	111	96	139	128	344	298	642
Anatomy (Human)	90	10	53	11	111	31	253	78	507	130	637
French	54	36	34	25	111	100	154	113	353	274	627
Education/Government	58	33	31	27	111	99	155	103	355	262	617
Fine and Applied Arts	72	33	28	23	113	105	142	97	355	258	613

Management Technology	58	31	32	22	113	98	161	97	364	248	612
Industrial Chemistry	93	15	29	13	92	30	222	115	436	173	609
Music	47	35	27	23	109	95	172	101	355	254	609
Agricultural Extension	120	22	55	13	80	24	211	80	466	139	605
Early Childhood Education/Primary Education	64	43	35	27	111	105	118	98	328	273	601
Linguistics	78	29	39	17	72	42	186	132	375	220	595
Zoology/Animal & Environmental Biology	102	41	30	20	65	31	194	86	391	178	569
Social Studies.	39	42	24	25	104	106	125	97	292	270	562
Education Technology	56	18	33	17	71	28	229	93	389	156	545
Home Economics	43	35	24	30	97	101	106	104	270	270	540
Integrated Science	50	32	25	26	99	95	108	94	282	247	529
Statistics	59	6	34	3	69	11	274	70	436	90	526
Chemical Engineering	83	13	54	16	78	20	200	58	415	107	522
Physiology	72	12	38	6	86	22	198	74	394	114	508
Education/History	42	30	24	23	102	97	103	74	271	224	495
Islamic Studies	64	7	44	5	98	12	228	36	434	60	494
Education/Agricultural Science	44	31	22	20	96	91	107	79	269	221	490
Education/French	37	33	22	20	92	92	100	79	251	224	475
Health Education	43	27	26	20	95	90	90	76	254	213	467
Office & Information Management	29	28	21	28	88	91	97	78	235	225	460
Education/Accounting	42	38	20	21	90	92	79	75	231	226	457
Urban and Regional Planning	60	13	38	13	93	18	160	43	351	87	438
Psychology	60	16	21	5	55	26	157	83	293	130	423
Education/Fine & Applied Arts	31	28	20	20	87	89	77	66	215	203	418
Philosophy	63	5	30	4	92	17	158	42	343	68	411
Arabic	67	4	46	8	77	20	155	22	345	54	399
Agricultural Engineering	88	5	32	5	70	8	149	30	339	48	387
Food Science and Technology	57	21	21	15	49	22	111	91	238	149	387
General Studies	62	14	16	5	51	29	86	104	215	152	367

Estate Management	48	7	22	9	49	13	135	63	254	92	346
Science Laboratory Technology	45	4	18	10	22	13	156	60	241	87	328
Building	38	1	19	2	62	4	162	28	281	35	316
Technical Education or Technology Education	45	6	24	1	39	9	140	50	248	66	314
Computer Engineering	29	6	29	6	55	14	123	43	236	69	305
Forestry/Forestry & Wildlife Management/Wildlife	58	14	34	11	44	3	93	46	229	74	303
Fisheries/Fisheries and Aquaculture	68	13	21	5	38	19	105	31	232	68	300
International Relations	36	9	10	5	62	12	109	41	217	67	284
Quantity Surveying	22	1	12	2	53	12	138	44	225	59	284
Radiography/Radiography & Radiation Sc	27	6	31	6	39	25	112	34	209	71	280
Dentistry	43	24	22	20	55	35	49	23	169	102	271
Public Health	29	14	7	9	53	27	60	70	149	120	269
Biotechnology/Genetics & Biotechnology	25	8	18	10	38	8	105	52	186	78	264
Material & Metallurgical Engineering	55	3	17	2	39	8	105	9	216	22	238
Crop Science and Horticulture	53	12	24	6	37	13	60	30	174	61	235
Hausa	35	3	18	1	40	2	97	15	190	21	211
Information Technology	15	1	12	8	35	7	96	35	158	51	209
Electrical Engineering	32	0	12	0	28	2	126	7	198	9	207
Criminology/Criminology & Security Studies	20	5	16	1	33	4	97	29	166	39	205
Language Art	37	13	16	8	27	20	57	27	137	68	205
Pharmacology	26	6	21	7	27	15	78	25	152	53	205
Physics	24	22	25	23	27	23	26	25	102	93	195
Public Administration	22	23	22	22	25	22	31	23	100	90	190
Cyber Security	14	0	9	4	28	8	91	32	142	44	186
Environmental Management	18	3	9	2	23	4	82	39	132	48	180
Geophysics/Applied Geophysics	21	3	17	1	28	4	78	20	144	28	172
Surveying and Geo-Information	19	0	7	1	27	2	95	16	148	19	167
Curriculum Studies	22	16	8	7	15	18	36	34	81	75	156
Information Science and Media Studies	13	1	7	3	19	10	82	20	121	34	155



Entrepreneurship	12	2	8	4	17	4	75	32	112	42	154
Software Engineering	11	1	10	1	21	4	76	26	118	32	150
Physiotherapy or Medical Rehabilitation	16	1	20	11	22	10	42	26	100	48	148
Peace Studies & Conflict Resolution	16	0	8	2	33	5	62	16	119	23	142
Petroleum Engineering	21	0	6	3	32	3	64	12	123	18	141
Mechatronic Engineering	19	0	7	0	21	1	79	9	126	10	136
Education/Islamic Religious Studies	14	4	5	0	20	8	61	20	100	32	132
Environmental Management and Toxicology	11	2	8	3	10	6	64	28	93	39	132
Optometry	13	12	8	2	18	6	39	33	78	53	131
Industrial Relations & Personnel Management	11	3	12	3	27	7	43	24	93	37	130
Medical Biochemistry	20	4	9	2	22	12	38	23	89	41	130
Environmental Health Science	25	4	7	2	13	6	45	27	90	39	129
Petroleum and Gas Engineering	13	1	12	0	29	5	49	13	103	19	122
Physical and Health Education	26	12	10	8	13	11	22	20	71	51	122
Christian Religious Studies	20	1	9	1	28	3	50	9	107	14	121
Creative Arts	5	2	7	2	19	8	49	29	80	41	121
Social Work	6	3	2	1	6	8	58	35	72	47	119
Hospitality & Tourism Management	10	1	6	3	14	6	46	30	76	40	116
Industrial Mathematics	14	1	4	0	18	5	47	9	83	15	98
Human Nutrition and Dietetics	9	13	3	6	9	9	19	28	40	56	96
Industrial Design	14	3	8	4	15	7	31	9	68	23	91
Finance	14	1	9	2	18	2	27	16	68	21	89
Communication and Language Arts	9	2	6	5	16	7	31	11	62	25	87
Home Science	1	6	4	7	5	9	8	35	18	57	75
Insurance	12	1	4	1	8	2	38	9	62	13	75
Archaeology	11	1	1	1	7	2	32	19	51	23	74
Education/Christian Religious Studies	6	2	7	0	9	5	34	11	56	18	74
Human Biology	14	1	8	0	16	3	16	15	54	19	73
Literature In English	7	3	4	0	5	3	30	18	46	24	70

Polymer and Textile Engineering	10	0	5	1	10	7	30	6	55	14	69
Marine Science	7	1	1	2	14	0	28	14	50	17	67
Marine Engineering	4	0	5	0	15	0	39	0	63	0	63
Transport & Logistics/Transport & Logistics Manageme	7	0	6	1	8	1	30	9	51	11	62
Agricultural Co-operative and Management	6	2	0	5	11	3	29	5	46	15	61
Industrial and Production Engineering/Production Engi	11	0	4	0	13	3	26	3	54	6	60
Tourism Studies	7	1	5	2	11	2	20	12	43	17	60
Biomedical Engineering	4	0	5	0	9	0	23	18	41	18	59
Electronics Engineering	0	0	2	0	3	0	46	7	51	7	58
Environmental Education	5	1	2	2	3	3	32	9	42	15	57
Telecommunication Engineering	4	1	2	0	16	1	24	4	46	6	52
Theology/Christian Theology	14	1	10	0	6	1	12	8	42	10	52
Project Management Technology	6	0	5	2	8	1	18	11	37	14	51
Co-operative Economics & Management	2	1	2	1	4	3	16	19	24	24	48
Food Science	13	8	4	4	3	5	6	4	26	21	47
Education/Arabic	4	1	1	0	7	1	30	2	42	4	46
Local Government Studies/Local Government and Devel	9	0	0	1	8	1	18	4	35	6	41
Demography and Social Statistics	6	0	5	0	11	3	12	3	34	6	40
Water Resources & Environmental Engineering	6	0	5	0	5	1	20	3	36	4	40
Food Engineering	8	1	2	0	11	4	9	4	30	9	39
Cell Biology & Genetics	8	3	8	2	5	2	5	5	26	12	38
Nautical Science	2	3	2	0	3	8	10	10	17	21	38
Mining Engineering	8	0	0	1	7	0	16	1	31	2	33
Aeronautic and Astronautic Engineering	4	0	3	0	4	1	19	1	30	2	32
Systems Engineering	4	0	5	0	6	0	15	1	30	1	31
Broadcast Journalism	5	0	4	1	3	3	9	4	21	8	29
Engineering Physics	4	0	0	0	5	0	16	2	25	2	27
Meteorology	6	0	1	0	3	1	14	2	24	3	27
Water Resources Management & Agrometeorology	6	0	1	1	3	0	9	6	19	7	26

Information Systems	5	1	1	2	8	1	6	1	20	5	25
Operations Research	4	0	3	0	2	0	16	0	25	0	25
Production Engineering/Industrial & Production Engine	7	0	3	0	2	0	10	3	22	3	25
Fulfulde	6	6	2	1	1	5	2	1	11	13	24
Telecommunication Science	1	0	2	0	5	0	14	1	22	1	23
Igbo	2	1	1	2	4	0	5	7	12	10	22
Marine Environmental Management and Control	1	0	0	0	0	0	12	8	13	8	21
Marine Economics & Finance	1	0	1	0	1	1	13	3	16	4	20
Electronics	0	0	0	0	1	0	17	0	18	0	18
Natural & Environmental Science	1	0	0	1	6	2	4	3	11	6	17
Prosthetic and Orthotics	4	0	1	0	1	1	7	3	13	4	17
Automotive Engineering	3	0	0	0	4	0	9	0	16	0	16
Chinese	1	0	2	0	1	0	5	7	9	7	16
Dramatic Arts	2	0	3	0	3	0	7	1	15	1	16
Yoruba	3	0	1	1	3	1	5	2	12	4	16
Intelligence & Security Studies	5	0	1	0	2	0	7	0	15	0	15
Dental Technology	1	0	0	1	1	0	5	6	7	7	14
Forensic Science	1	1	0	0	2	1	5	4	8	6	14
Taxation	2	0	1	0	3	0	7	1	13	1	14
Petroleum Chemistry/Petroleum Studies	1	0	3	0	3	2	3	1	10	3	13
German	2	0	0	0	7	1	2	0	11	1	12
Anthropology	5	0	0	1	4	0	1	0	10	1	11
Film Production	3	0	1	1	1	1	3	1	8	3	11
Education/Transport Planning	0	0	0	0	4	1	5	0	9	1	10
Glass Technology	2	0	0	0	1	1	3	3	6	4	10
Ports Management	1	0	1	0	2	0	4	2	8	2	10
Classics	1	2	2	0	1	2	1	0	5	4	9
Ecology or Environmental Biology	2	0	1	0	1	3	1	1	5	4	9
Environmental Protection and Resource Management	2	1	1	0	0	0	5	0	8	1	9

Structural Engineering	1	0	0	0	0	0	7	0	8	0	8
Efik/Ibibio	0	1	1	0	1	0	1	2	3	3	6
Marine Biology	2	0	0	0	0	1	2	1	4	2	6
Oceanography	1	1	0	0	0	0	2	2	3	3	6
Transport Technology	0	0	1	0	0	0	5	0	6	0	6
Wood Product Engineering	1	0	2	0	1	0	1	1	5	1	6
Education/Yoruba	1	0	0	0	0	1	1	1	2	2	4
Education/Statistics	0	1	0	0	1	0	1	0	2	1	3
Molecular Biology	0	0	0	0	0	0	0	3	0	3	3
Policy & Strategic Studies.	0	0	0	0	0	0	0	2	0	2	2
Cooperative and Rural Development	0	0	0	0	0	0	1	0	1	0	1
Parasitology & Entomology	0	0	0	0	1	0	0	0	1	0	1
Grand Total	12,360	3,825	6,073	2,730	15,736	8,493	32,638	14,946	66,807	29,994	96,801

**Table 5. 28: Federal University Academic Staff by Rank and Gender : 2021**

University	Prof		Reader		Snr Lect		Lect I and Below		Total Male	Total Female	Grand Total
	M	F	M	F	M	F	M	F			
University of Jos	389	131	129	84	338	127	940	536	1,796	878	2,674
University of Nigeria	335	101	52	24	277	154	874	706	1,538	985	2,523
Ahmadu Bello University	414	61	151	21	258	57	1,125	237	1,948	376	2,324
University of Maiduguri	373	169	349	191	323	223	328	185	1,373	768	2,141
University of Calabar	264	102	124	54	192	77	853	430	1,433	663	2,096
Bayero University	341	36	187	25	337	63	801	202	1,666	326	1,992
Nnamdi Azikiwe University	187	71	81	28	145	82	631	486	1,044	667	1,711
Federal University Dutsin-Ma	101	8	62	6	168	19	1,131	141	1,462	174	1,636
University of Lagos	186	88	132	80	263	147	456	270	1,037	585	1,622
University of Benin	273	80	71	24	129	67	518	356	991	527	1,518
University of Ibadan	359	92	95	58	284	146	235	131	973	427	1,400
University of Ilorin	285	43	124	37	196	91	393	201	998	372	1,370
Federal University of Technology, Owerri	138	32	70	27	123	48	577	331	908	438	1,346
Obafemi Awolowo University	310	100	122	63	246	160	195	123	873	446	1,319
University of Uyo	104	39	120	38	262	98	348	156	834	331	1,165
Usmanu Danfodiyo University	246	8	94	12	207	24	392	52	939	96	1,035
University of Port Harcourt	174	49	46	19	283	122	213	103	716	293	1,009
Federal University of Technology, Minna	143	16	75	10	175	37	358	105	751	168	919
Federal University of Technology, Akure	217	25	60	18	133	35	311	98	721	176	897
Federal University Kashere	53	0	39	4	63	8	628	76	783	88	871
Abubakar Tafawa Balewa University	141	9	64	5	113	5	459	65	777	84	861
Alex Ekwueme Federal University	78	19	24	9	45	17	456	198	603	243	846
Modibbo Adama University	118	12	73	6	123	13	384	94	698	125	823
Federal University of Agriculture, Makurdi	149	20	22	20	111	22	361	99	643	161	804
Federal University Oye-Ekiti	61	8	51	5	93	14	364	176	569	203	772
National Open University of Nigeria	99	35	45	39	102	51	232	140	478	265	743

Federal University Wukari	50	16	53	15	59	28	327	113	489	172	661
Federal University of Agriculture, Abeokuta	159	41	60	24	66	30	160	96	445	191	636
University of Abuja	143	39	79	30	135	51	93	47	450	167	617
Federal University Gusau	86	6	19	0	63	4	335	39	503	49	552
Federal University Lafia	21	0	15	3	50	9	238	62	324	74	398
Federal University Lokoja	23	3	16	6	25	9	230	71	294	89	383
Air Force Institute of Technology	25	2	13	5	52	6	179	63	269	76	345
Federal University Gashua	11	2	7	0	50	0	216	32	284	34	318
Federal University Otuoke	51	6	30	7	34	10	119	54	234	77	311
Nigerian Army University	32	2	15	0	57	4	164	25	268	31	299
Nigerian Defence Academy	44	5	18	4	49	18	97	43	208	70	278
Michael Okpara University of Agric.	27	6	15	4	22	10	106	73	170	93	263
Federal University Birnin-Kebbi	10	1	2	1	8	5	217	0	237	7	244
Nigeria Maritime University	22	0	11	0	41	4	100	23	174	27	201
Nigeria Police Academy	10	0	7	2	21	0	102	21	140	23	163
Federal University of Petroleum Resources	17	6	19	4	17	3	64	22	117	35	152
Federal University of Health Sciences, Otukpo	11	1	2	0	10	3	44	18	67	22	89
Total	6,280	1,490	2,843	1,012	5,748	2,101	16,354	6,499	31,225	11,102	42,327

**Table 5. 29: State University Academic Staff by Rank and Gender : 2021**

University	Prof		Reader		Snr Lect		Lect I and Below		Total Male	Total Female	Grand Total
	M	F	M	F	M	F	M	F			
Ignatius Ajuru University of Educ.	1,595	1,403	954	1,047	4,457	4,570	4,007	3,418	11,013	10,438	21,451
Chukwuemeka Odumegwu Ojukwu University	150	85	88	37	280	208	174	150	692	480	1,172
Rivers State University	186	48	69	34	187	71	358	211	800	364	1,164
Niger-Delta University	125	17	54	13	93	27	377	144	649	201	850
Lagos State University	155	31	81	19	110	51	222	88	568	189	757
Kaduna State University	66	11	52	13	107	30	312	157	537	211	748
Benue State University	101	20	57	15	84	32	267	136	509	203	712
Nasarawa State University	94	13	63	5	88	15	320	69	565	102	667
Enugu State University of Sci. & Tech.	127	37	31	12	74	37	247	95	479	181	660
Delta State University	115	25	59	18	69	30	216	114	459	187	646
Borno State University	77	2	26	3	72	17	358	89	533	111	644
Abia State University	122	32	43	9	99	28	200	110	464	179	643
Bamidele Olumilua University of Education, Scien	49	1	57	23	67	41	265	133	438	198	636
Adekunle Ajasin University	55	4	34	5	87	20	291	98	467	127	594
Umaru Musa Yar'Adua University	87	3	39	0	127	14	267	52	520	69	589
Kogi State University	72	4	27	0	121	8	297	52	517	64	581
Gombe State University	13	2	35	4	67	15	321	115	436	136	572
Ambrose Alli University	122	18	41	11	105	26	169	65	437	120	557
Kano University of Sci. & Tech.	79	0	59	0	67	16	292	44	497	60	557
Kwara State University	79	10	31	13	136	53	157	76	403	152	555
Ekiti State University	107	36	49	30	94	38	120	67	370	171	541
Maitama Sule University	108	12	59	3	79	19	185	58	431	92	523
Yobe State University	23	0	40	1	78	4	286	51	427	56	483

Ebonyi State University	99	14	32	10	118	31	145	26	394	81	475
Imo State University	103	39	18	10	63	34	125	80	309	163	472
Osun State University	52	11	28	7	76	16	185	86	341	120	461
Ladoke Akintola University of Tech.	118	26	48	18	113	41	69	22	348	107	455
Akwa Ibom State University	36	3	16	2	85	18	227	67	364	90	454
Ibrahim Badamosi Babangida University	72	10	38	3	84	13	130	51	324	77	401
Adamawa State University	53	6	50	5	60	13	185	21	348	45	393
Bauchi State University	4	1	14	0	26	1	225	43	269	45	314
Taraba State University	37	3	23	2	31	3	185	27	276	35	311
University of Medical Sciences	45	3	19	2	34	26	110	65	208	96	304
Tai Solarin University of Education	34	12	38	14	54	14	80	50	206	90	296
Cross River University of Technology	44	5	28	10	50	11	90	23	212	49	261
Sokoto State University	20	0	10	1	25	6	130	34	185	41	226
University of Africa	31	1	9	9	39	17	56	36	135	63	198
Plateau State University	3	0	7	0	17	6	101	29	128	35	163
Edo University	19	0	11	5	20	2	66	28	116	35	151
Eastern Palm University	27	7	12	3	35	10	27	9	101	29	130
Kebbi State University of Sci. & Tech.	9	0	7	0	14	3	70	10	100	13	113
Zamfara State University	12	0	7	0	22	1	45	4	86	5	91
The First Technical University	10	1	8	0	14	1	36	11	68	13	81
Bayelsa Medical University	14	1	0	0	7	1	34	11	55	13	68
Total	4,549	1,957	2,471	1,416	7,735	5,638	12,029	6,325	26,784	15,336	42,120



**Table 5. 30: Private University Academic Staff by Rank and Gender : 2021**

University	Prof		Reader		Snr Lect		Lect I and Below		Total Male	Total Female	Grand Total
	M	F	M	F	M	F	M	F			
Gregory University	R	20	33	9	91	23	147	52	339	104	443
Igbinedion University	59	18	43	31	111	40	84	54	297	143	440
Covenant University	61	13	21	6	67	26	125	107	274	152	426
Lead City University	26	17	16	14	74	43	142	91	258	165	423
Babcock University	63	18	32	11	50	32	82	89	227	150	377
Caritas University	81	14	7	0	90	28	68	73	246	115	361
Bowen University	41	12	20	6	68	22	120	68	249	108	357
Bingham University	54	9	27	7	72	23	101	53	254	92	346
Baze University	44	11	25	6	62	8	111	63	242	88	330
Ajayi Crowther University	46	8	28	4	53	14	108	57	235	83	318
Afe Babalola University	50	5	40	7	65	23	87	37	242	72	314
Benson Idahosa University	40	31	11	12	27	18	100	72	178	133	311
Dominion University	2	1	0	0	0	0	232	70	234	71	305
Nile University of Nigeria	40	14	19	6	55	6	104	41	218	67	285
Al-Hikmah University	19	1	7	1	83	18	122	33	231	53	284
Rhema University	42	2	24	1	58	16	85	47	209	66	275
University of Mkar	30	1	1	0	34	3	144	31	209	35	244
Tansian University	31	26	32	25	41	32	25	27	129	110	239
Veritas University	20	4	2	1	23	13	104	71	149	89	238
Godfrey Okoye University	44	9	5	0	37	19	80	42	166	70	236
Novena University	42	2	11	2	37	10	92	28	182	42	224
Landmark University	20	1	13	4	33	3	92	35	158	43	201
Bells University of Technology	8	3	8	5	25	7	93	48	134	63	197
Redeemers University	22	5	17	7	26	11	65	43	130	66	196

PAMO University of Medical Sciences	24	6	8	2	8	20	92	34	132	62	194
Ritman University	29	2	16	1	66	10	54	12	165	25	190
Augustine University	23	4	4	0	15	6	89	37	131	47	178
Elizade University	14	1	11	4	25	15	71	37	121	57	178
Salem University	34	8	23	3	55	7	38	10	150	28	178
Arthur Jarvis University	4	2	7	0	38	8	89	28	138	38	176
Joseph Ayo Babalola University	16	0	11	1	25	7	77	39	129	47	176
Adeleke University	15	9	9	1	21	5	71	43	116	58	174
Chrisland University	18	3	11	3	30	7	64	37	123	50	173
Mountain Top University	12	5	10	8	11	6	77	43	110	62	172
Hezekiah University	21	4	9	3	30	19	30	21	90	47	137
Oduduwa University	15	0	6	3	43	7	46	17	110	27	137
Crescent University	12	0	4	0	11	2	69	24	96	26	122
Evangel University	17	4	4	4	27	4	39	23	87	35	122
KolaDaisi University	13	3	10	8	21	20	18	28	62	59	121
McPherson University	12	1	9	7	32	8	34	18	87	34	121
Renaissance University	18	1	4	4	23	7	45	15	90	27	117
Al-Qalam University	2	0	1	1	12	1	78	21	93	23	116
Samuel Adegboyega University	11	2	7	0	29	7	44	12	91	21	112
Western Delta University	20	2	4	1	28	6	34	14	86	23	109
Edwin Clark University	17	1	8	0	18	4	44	16	87	21	108
Legacy University	11	2	8	0	27	11	30	19	76	32	108
Michael and Cecilia Ibru University	13	12	17	0	19	0	34	8	83	20	103
American University of Nigeria	12	1	13	1	49	5	11	5	85	12	97
Paul University	5	2	4	1	15	1	53	16	77	20	97
Achievers University	9	0	5	2	23	2	45	10	82	14	96

Skyline University Nigeria	9	0	11	6	10	0	54	6	84	12	96
Anchor University	10	1	0	0	13	2	46	22	69	25	94
Crawford University	9	2	7	2	24	4	34	12	74	20	94
Obong University	5	1	9	4	22	8	25	17	61	30	91
Eko University of Medical and Health Sciences	12	1	0	0	24	10	24	18	60	29	89
Crown-Hill University	8	0	4	1	20	5	36	12	68	18	86
Trinity University	6	3	5	8	14	14	18	18	43	43	86
Dominican University	9	0	4	1	21	6	25	12	59	19	78
Kings University	7	4	0	0	20	6	29	9	56	19	75
Coal City University	11	0	0	0	14	4	30	13	55	17	72
Fountain University	5	0	3	6	11	7	23	10	42	23	65
Hallmark University	4	0	5	3	11	8	20	10	40	21	61
African University of Science and Technology	35	0	0	0	24	1	0	0	59	1	60
Spiritana University	7	2	5	0	12	1	25	5	49	8	57
Southwestern University	6	0	1	0	11	4	20	14	38	18	56
Pan-Atlantic University	10	1	5	0	24	3	10	2	49	6	55
Westland University	8	1	7	1	9	8	15	5	39	15	54
Precious Cornerstone University	10	1	2	0	5	2	26	5	43	8	51
Greenfield University	4	1	2	0	7	0	13	1	26	2	28
Summit University	3	0	2	1	4	0	12	1	21	2	23
Wesley University of Science & Tech.	1	0	1	0	2	0	2	2	6	2	8
<b>Total</b>	<b>1,529</b>	<b>338</b>	<b>738</b>	<b>256</b>	<b>2,285</b>	<b>726</b>	<b>4,376</b>	<b>2,113</b>	<b>8,928</b>	<b>3,433</b>	<b>12,361</b>

**Table 5. 31: Federal University Non-Academic Staff in All Units by Category and Gender : 2021**

University	Snr Tech		Snr Admin Non Sec		Snr Admin Sec		Jnr Tech		Jnr Non Tech		Total		Grand Tota
	M	F	M	F	M	F	M	F	M	F	M	F	
Abubakar Tafawa Balewa University	1,492	406	3,762	1,335	675	476	653	349	820	398	7,402	2,964	10,366
Ahmadu Bello University	842	612	1,714	2,761	41	84	140	61	243	329	2,980	3,847	6,827
Air Force Institute of Technology	649	186	1,415	384	110	205	330	65	2,395	384	4,899	1,224	6,123
Alex Ekwueme Federal University	1,225	846	598	428	750	1,166	234	284	313	122	3,120	2,846	5,966
Bayero University	1,260	941	1,105	899	122	242	253	176	120	330	2,860	2,588	5,448
Federal University Birnin-Kebbi	556	246	1,265	1,290	296	503	134	99	410	520	2,661	2,658	5,319
Federal University Dutse	845	487	817	943	133	360	87	51	113	184	1,995	2,025	4,020
Federal University Dutsin-Ma	162	43	608	574	72	156	28	7	1,488	568	2,358	1,348	3,706
Federal University Gashua	632	212	1,074	629	79	257	99	12	311	185	2,195	1,295	3,490
Federal University Gusau	424	204	263	79	723	456	78	21	249	168	1,737	928	2,665
Federal University Kashere	290	180	788	500	164	108	171	100	213	138	1,626	1,026	2,652
Federal University Lafia	500	88	572	203	44	20	155	2	932	124	2,203	437	2,640
Federal University Lokoja	280	116	175	833	27	52	23	15	248	702	753	1,718	2,471
Federal University of Agriculture, Abeokuta	324	169	408	231	142	254	167	47	304	238	1,345	939	2,284
Federal University of Agriculture, Makurdi	433	31	503	57	150	63	464	25	481	20	2,031	196	2,227
Federal University of Health Sciences, Otuokpo	379	152	115	200	277	389	264	97	222	105	1,257	943	2,200
Federal University of Petroleum Resources, Effurun	124	61	621	578	21	49	112	73	357	170	1,235	931	2,166
Federal University of Technology, Akure	304	309	97	143	215	279	243	245	75	110	934	1,086	2,020
Federal University of Technology, Minna	674	307	131	179	22	143	371	95	12	12	1,210	736	1,946
Federal University of Technology, Owerri	186	166	182	229	81	150	228	275	173	163	850	983	1,833
Federal University Otuoke	252	40	429	82	70	15	169	13	610	94	1,530	244	1,774
Federal University Oye-Ekiti	134	17	235	38	57	17	77	8	875	157	1,378	237	1,615
Federal University Wukari	33	14	346	148	149	64	54	26	572	189	1,154	441	1,595
Michael Okpara University of Agriculture	219	50	162	110	195	153	108	3	394	107	1,078	423	1,501
Modibbo Adama University	186	85	61	57	82	63	69	16	552	263	950	484	1,434
National Open University of Nigeria	241	143	208	290	7	12	75	66	171	174	702	685	1,387
Nigeria Maritime University	302	79	233	218	15	92	45	19	236	148	831	556	1,387
Nigeria Police Academy	49	57	59	79	28	66	251	223	218	257	605	682	1,287

Nigerian Army University	165	55	364	85	53	29	75	1	351	69	1,008	239	1,247
Nigerian Defence Academy	186	55	385	229	7	12	87	18	161	88	826	402	1,228
Nnamdi Azikiwe University	206	88	348	94	6	197	62	6	121	80	743	465	1,208
Obafemi Awolowo University	205	106	61	69	45	89	128	130	107	237	546	631	1,177
University of Abuja	26	10	266	169	1	13	106	17	280	268	679	477	1,156
University of Benin	122	16	93	58	196	129	102	76	25	17	538	296	834
University of Calabar	119	19	181	18	15	9	64	10	291	89	670	145	815
University of Ibadan	155	34	179	17	31	5	41	1	265	50	671	107	778
University of Ilorin	168	36	175	52	3	1	102	21	84	20	532	130	662
University of Jos	103	41	216	79	6	8	77	23	25	21	427	172	599
University of Lagos	92	22	180	195	2	6	19	1	25	53	318	277	595
University of Maiduguri	122	34	66	114	31	59	60	30	35	32	314	269	583
University of Nigeria, Nsukka	50	5	22	1	154	14	46	4	268	15	540	39	579
University of Port Harcourt	26	5	185	26	21	2	18	3	210	49	460	85	545
University of Uyo	72	24	119	63	65	34	18	4	5	8	279	133	412
Usmanu Danfodiyo University	23	3	120	16	3	0	0	0	0	0	146	19	165
Total	14,837	6,800	20,906	14,782	5,386	6,501	6,087	2,818	15,360	7,455	62,576	38,356	100,932

**Table 5. 32: State University Non-Academic Staff in All Units by Category and Gender: 2021**

University	Snr Tech		Snr Admin Non Sec		Snr Admin Sec		Jnr Tech		Jnr Non Tech		Total		Grand Tota
	M	F	M	F	M	F	M	F	M	F	M	F	
Abia State University	2,710	1,143	4,704	5,920	3,191	1,952	1,552	939	1,544	890	13,701	10,844	24,545
Adamawa State University	458	281	274	257	12	85	411	234	232	230	1,387	1,087	2,474
Adekunle Ajasin University	374	187	378	181	7	113	218	223	110	193	1,087	897	1,984
Akwa Ibom State University	319	171	196	604	48	235	7	22	132	106	702	1,138	1,840
Ambrose Alli University, Ekpoma	202	128	230	146	133	156	118	90	258	191	941	711	1,652
Bamidele Olumilua University of Education, Science and Technology	172	107	403	231	106	72	124	87	185	160	990	657	1,647
Bauchi State University	206	129	185	91	72	108	288	105	27	53	778	486	1,264
Bayelsa Medical University	126	44	268	147	31	62	72	9	293	206	790	468	1,258
Benue State University	256	161	97	90	52	109	186	124	86	86	677	570	1,247
Borno State University	153	53	363	166	107	71	109	55	89	13	821	358	1,179
Chukwuemeka Odumegwu Ojukwu University	148	70	227	337	10	46	61	13	145	91	591	557	1,148
Cross River University of Technology	81	20	418	28	32	22	64	19	431	21	1,026	110	1,136
Delta State University	312	128	85	71	61	141	158	37	49	86	665	463	1,128
Eastern Palm University	79	17	110	98	134	94	41	5	352	177	716	391	1,107
Ebonyi State University	221	72	151	147	26	35	92	79	119	151	609	484	1,093
Edo University	212	81	189	285	44	111	61	33	34	42	540	552	1,092
Ekiti State University	130	74	310	159	43	68	63	34	93	112	639	447	1,086
Enugu State University of Sci. & Tech	126	24	201	250	28	58	115	28	78	112	548	472	1,020
Gombe State University	94	58	207	210	9	51	51	22	186	113	547	454	1,001
Ibrahim Badamosi Babangida University	143	32	102	32	16	3	154	16	341	26	756	109	865
Ignatius Ajuru University of Education	68	22	374	44	21	3	52	19	165	11	680	99	779
Imo State University	82	55	195	104	8	6	26	9	189	70	500	244	744
Kaduna State University	140	32	86	40	48	14	253	28	75	22	602	136	738
Kano University of Science & Technology	97	52	160	142	6	34	101	37	28	34	392	299	691

Kebbi State University of Science & Technolgy	86	35	143	101	27	21	34	11	83	67	373	235	608
Kogi State University	106	29	49	19	102	51	130	19	43	11	430	129	559
Kwara State University	98	22	86	27	55	1	136	15	85	12	460	77	537
Ladoke Akintola University of Technology	53	11	126	24	58	5	89	7	109	54	435	101	536
Lagos State University	72	45	149	100	1	49	16	0	31	50	269	244	513
Maitama Sule University	57	16	80	39	17	24	79	35	12	32	245	146	391
Nasarawa State University	26	1	21	9	27	1	47	4	184	14	305	29	334
Niger-Delta University	79	2	106	22	22	5	20	0	33	0	260	29	289
Osun State University	26	25	8	10	4	8	23	21	4	152	65	216	281
Plateau State University	44	22	30	37	12	58	27	12	7	22	120	151	271
Rivers State University	29	11	46	31	7	25	26	0	14	32	122	99	221
Sokoto State University	52	51	31	35	4	9	1	0	0	0	88	95	183
Sule Lamido University	35	9	25	13	5	17	18	23	15	22	98	84	182
Tai Solarin University of Education	16	15	46	3	3	10	6	3	32	33	103	64	167
Taraba State University	61	15	20	11	6	9	14	5	24	1	125	41	166
The First Technical University	35	27	25	18	18	15	12	6	5	4	95	70	165
Umaru Musa Yar'Adua University	27	28	3	12	10	26	9	12	4	27	53	105	158
University of Africa, Toru-Orua	18	8	21	10	19	6	14	2	13	12	85	38	123
University of Medical Sciences, Ondo	20	3	4	3	14	12	1	0	33	2	72	20	92
Yobe State University	10	4	4	0	15	1	6	0	16	1	51	6	57
Zamfara State University	16	0	1	0	6	0	7	0	8	0	38	0	38
Total	7,875	3,520	10,937	10,304	4,677	4,002	5,092	2,442	5,996	3,744	34,577	24,012	58,589

**Table 5. 33: Private University Non-Academic Staff in All Units by Category and Gender: 2021**

University	Snr Tech		Snr Admin Non Sec		Snr Admin Sec		Jnr Tech		Jnr Non Tech		Total		Grand Tota
	M	F	M	F	M	F	M	F	M	F	M	F	
Achievers University	118	63	6	3	21	102	177	30	196	51	518	249	767
Adeleke University	106	56	45	51	8	45	248	70	32	58	439	280	719
Afe Babalola University	78	26	78	52	31	41	98	84	87	96	372	299	671
African University of Science and Technology	147	100	21	29	5	27	162	85	40	46	375	287	662
Ajayi Crowther University	52	27	132	161	11	62	13	1	91	6	299	257	556
Al-Hikmah University	45	38	183	55	13	55	97	14	44	6	382	168	550
Al-Qalam University	88	46	73	43	14	61	47	15	16	82	238	247	485
American University of Nigeria	56	28	16	25	26	60	48	31	32	145	178	289	467
Anchor University	85	50	37	58	11	15	37	14	62	95	232	232	464
Arthur Jarvis University	10	0	89	58	8	7	30	0	170	73	307	138	445
Augustine University	46	13	18	11	52	61	67	4	148	21	331	110	441
Babcock University	45	22	73	66	8	35	70	11	24	68	220	202	422
Baze University	64	40	61	42	2	11	23	8	89	24	239	125	364
Bells University of Technology	56	39	50	32	7	39	38	13	45	28	196	151	347
Benson Idahosa University	85	20	11	2	64	49	47	16	24	18	231	105	336
Bingham University	51	9	25	25	20	16	26	32	33	59	155	141	296
Bowen University	39	19	30	16	25	40	24	25	19	22	137	122	259
Caritas University	56	36	23	16	6	36	17	2	28	32	130	122	252
Chrisland University	23	7	39	47	25	40	11	18	16	19	114	131	245
Coal City University	92	40	5	18	10	36	14	12	7	6	128	112	240
Covenant University	36	11	14	46	2	50	39	2	28	4	119	113	232
Crawford University	40	25	33	22	15	12	48	10	8	7	144	76	220
Crescent University	2	2	1	0	0	0	0	1	1	211	4	214	218



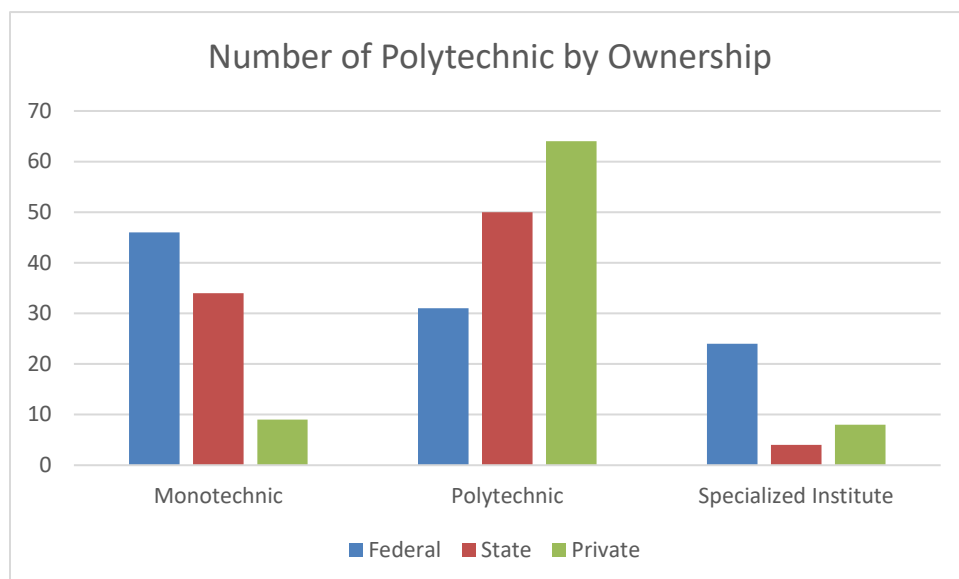
Crown-Hill University	12	10	16	8	8	31	21	17	63	25	120	91	211
Dominican University	32	22	16	21	20	26	26	17	20	2	114	88	202
Dominion University	14	1	51	12	12	2	16	0	77	10	170	25	195
Edwin Clark University	18	4	37	41	0	8	18	0	20	42	93	95	188
Eko University of Medical and Health Sciences	50	23	12	7	12	22	16	12	11	8	101	72	173
Elizade University	20	3	9	40	1	6	8	0	60	25	98	74	172
Evangel University	32	5	35	18	10	25	29	8	3	1	109	57	166
Fountain University	29	17	6	19	8	20	26	5	11	20	80	81	161
Godfrey Okoye University	56	14	6	18	0	6	15	22	1	16	78	76	154
Greenfield University	22	6	0	3	23	10	20	5	18	46	83	70	153
Gregory University	26	14	22	20	2	21	10	1	6	23	66	79	145
Hallmark University	17	10	18	13	12	13	26	4	10	20	83	60	143
Hezekiah University	15	5	33	11	0	22	15	0	19	8	82	46	128
Igbinedion University	15	1	39	30	3	3	8	2	19	6	84	42	126
Joseph Ayo Babalola University	31	6	9	15	10	13	12	4	9	15	71	53	124
Kings University	18	7	15	10	8	4	21	6	14	20	76	47	123
KolaDaisi University, Ibadan, Oyo State	14	14	5	8	6	10	14	6	21	21	60	59	119
Landmark University	14	4	22	8	21	9	11	2	13	15	81	38	119
Lead City University	21	15	17	17	6	9	7	13	7	5	58	59	117
Legacy University	24	4	12	6	5	12	16	2	7	28	64	52	116
McPherson University	5	4	3	2	21	14	28	17	11	8	68	45	113
Michael and Cecilia Ibru University	5	0	27	9	18	1	3	0	45	3	98	13	111
Mountain Top University	16	6	4	4	28	12	18	8	8	4	74	34	108
Nile University of Nigeria	15	6	9	7	4	18	11	2	16	11	55	44	99
Novena University	18	5	11	11	2	8	6	1	20	13	57	38	95
Obong University	13	4	12	23	8	12	2	7	8	4	43	50	93
Oduduwa University	8	8	9	8	5	7	12	14	9	9	43	46	89

PAMO University of Medical Sciences	15	5	6	14	7	10	16	1	5	5	49	35	84
Pan-Atlantic University	11	6	7	8	4	11	14	3	7	13	43	41	84
Paul University	8	8	8	8	8	8	8	8	8	10	40	42	82
Precious Cornerstone University	6	3	13	5	0	18	7	4	7	11	33	41	74
Redeemers University	10	12	12	3	8	12	6	0	4	0	40	27	67
Renaissance University	16	6	4	1	6	7	9	7	0	5	35	26	61
Rhema University	3	2	8	5	6	8	7	3	8	7	32	25	57
Ritman University	3	7	2	1	0	12	4	2	8	16	17	38	55
Salem University	10	3	0	3	0	9	2	0	6	22	18	37	55
Samuel Adegboyega University	8	2	12	5	0	14	5	1	2	2	27	24	51
Skyline University	6	9	3	2	5	3	4	5	4	10	22	29	51
Southwestern University	12	0	11	4	4	5	0	9	0	2	27	20	47
Spiritan University, Nneochi, Abia State	7	5	6	6	4	5	3	3	3	3	23	22	45
Summit University	9	7	3	3	8	4	4	1	3	0	27	15	42
Trinity University	6	2	5	7	5	9	0	1	5	0	21	19	40
University of Mkar, Mkar	7	0	0	1	0	9	7	2	6	7	20	19	39
Veritas University	6	3	1	7	0	2	1	0	1	6	9	18	27
Wesley University of Science & Technology	0	0	6	1	2	2	4	2	6	4	18	9	27
Western Delta University	2	0	0	2	0	6	4	0	5	6	11	14	25
Westland University	3	0	3	2	0	4	2	1	0	3	8	10	18
Total	2,128	1,015	1,628	1,355	704	1,402	1,903	726	1,854	1,717	8,217	6,215	14,432

## 5.2 POLYTECHNIC

**Table 5. 34: Number of Polytechnic by Ownership 2021/2022**

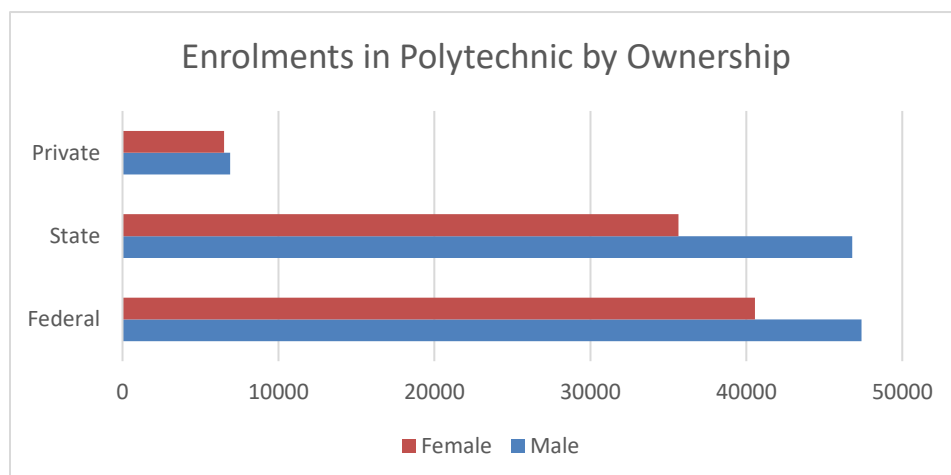
Ownership	Monotechnic	Polytechnic	Specialized Institute
Federal	46	31	24
State	34	50	4
Private	9	64	8
Total	89	145	36



**Figure 5. 3: Number of Polytechnic by Ownership**

**Table 5. 35: Enrolments in Polytechnic by Ownership 2021/2022**

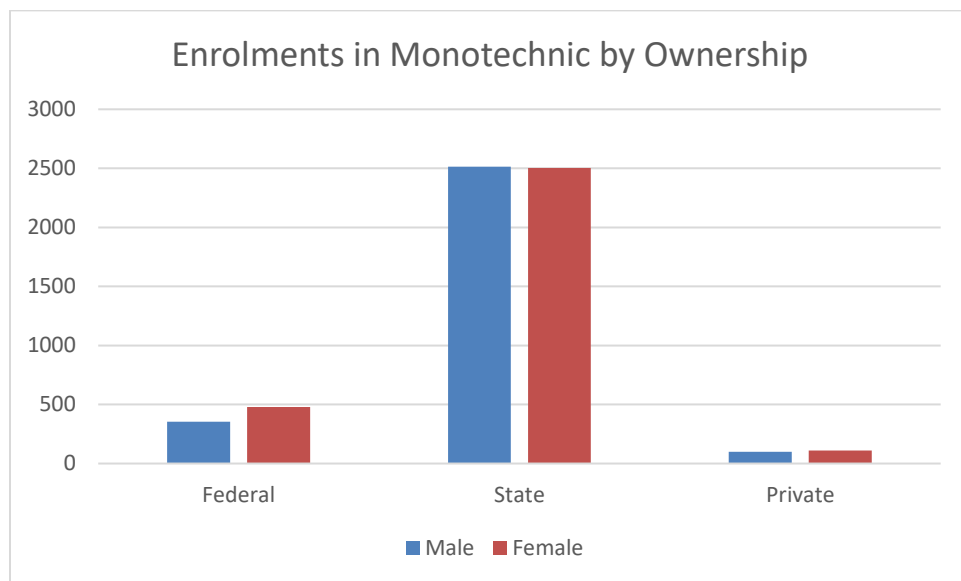
Ownership	ND1		ND2		HND1		HND2		Total		
	Male	Female	Male	Female	Male	Female	Male	Female	Male	Female	Total
Federal	15738	12504	13999	12146	8718	7742	8940	8168	47395	40560	87955
State	14954	10416	14500	9893	9538	8530	7799	6802	46791	35641	82432
Private	1929	1904	2082	1935	1415	1353	1469	1314	6895	6506	13401
Total	32621	24824	30581	23974	19671	17625	18208	16284	101081	82707	183788



**Figure 5. 4: Enrolments in Polytechnic by Ownership**

**Table 5. 36: Enrolments in Monotechnic by Ownership 2021/2022**

Ownership	ND1		ND2		HND1		HND2		Total		
	Male	Female	Male	Female	Male	Female	Male	Female	Male	Female	Total
Federal	94	114	108	144	63	86	90	135	355	479	834
State	728	656	930	866	435	453	421	529	2514	2504	5018
Private	45	37	54	72	0	0	0	0	99	109	208
Total	867	807	1092	1082	498	539	511	664	2968	3092	6060



**Figure 5. 5: Enrolments in Monotechnic by Ownership**

**Table 5. 37: Enrolments in specialized Institute by Ownership 2021/2022**

Ownership	ND1		ND2		HND1		HND2		Total		
	Male	Female	Male	Female	Male	Female	Male	Female	Male	Female	Total
Federal	45	37	54	72	0	0	0	0	99	109	208
State	0	0	0	0	0	0	0	0	0	0	0
Private	0	0	0	0	0	0	0	0	0	0	0
Total	45	37	54	72	0	0	0	0	99	109	208

**Table 5. 38: Federal Polytechnic Enrolments by Institution, Level and Gender 2021/2022**

Institution	ND1		ND2		HND1		HND2		Total		
	Male	Female	Male	Female	Male	Female	Male	Female	Male	Female	Total
Akanu Ibiam Federal Polytechnic, Unwana-Afikpo	781	392	732	330	661	413	593	361	2,767	1,496	4,263
Auchi Polytechnic, Auchi	3,468	3,528	2,595	2,961	2,248	2,655	2,490	2,838	10,801	11,982	22,783
Federal Polytechnic of Oil and Gas, Bony	83	46	134	93	-	-	-	-	217	139	356
Federal Polytechnic, Ado Ekiti	1,230	1,038	1,056	851	947	870	1,069	986	4,302	3,745	8,047
Federal Polytechnic, Bali	460	160	779	370	48	18	66	19	1,353	567	1,920
Federal Polytechnic, Damaturu	402	124	701	268	401	130	280	121	1,784	643	2,427
Federal Polytechnic, Daura	348	101	-	-	-	-	-	-	348	101	449
Federal Polytechnic, Ede	1,889	1,679	1,824	1,751	1,003	773	863	626	5,579	4,829	10,408
Federal Polytechnic, Idah	719	620	591	664	686	480	800	449	2,796	2,213	5,009
Federal Polytechnic, Ilaro	2,682	2,645	2,074	1,753	1,025	1,441	1,015	1,290	6,796	7,129	13,925
Federal Polytechnic, Ile-Oluji	612	399	696	578	94	22	128	55	1,530	1,054	2,584
Federal Polytechnic, Mubi	1,437	664	794	389	316	162	276	121	2,823	1,336	4,159
Federal Polytechnic, Nassarawa	1,486	951	1,331	831	1,289	778	1,108	704	5,214	3,264	8,478
Federal Polytechnic, Oko	22	67	646	1,279	-	-	252	598	920	1,944	2,864
Federal Polytechnic, Ukana	78	68	10	8	-	-	-	-	88	76	164
National Institute of Construction Technology, Uromi	41	22	36	20	-	-	-	-	77	42	119
<b>Total</b>	<b>15,738</b>	<b>12,504</b>	<b>13,999</b>	<b>12,146</b>	<b>8,718</b>	<b>7,742</b>	<b>8,940</b>	<b>8,168</b>	<b>47,395</b>	<b>40,560</b>	<b>87,955</b>

**Table 5. 39: State Polytechnic Enrolments by Institution, Level and Gender 2021/2022**

Institution	ND1		ND2		HND1		HND2		Total		
	Male	Female	Male	Female	Male	Female	Male	Female	Male	Female	Total
Abia State Polytechnic, Aba	306	334	430	368	384	488	348	477	1,468	1,667	3,135
Abia State Polytechnic, Aba	306	334	430	368	384	488	348	477	1,468	1,667	3,135
Abraham Adesanya Polytechnic, Ijebu Igbo	454	451	319	318	138	145	121	209	1,032	1,123	2,155
Adeseun Ogundoyin Polytechnic (formerly Ibarapa Polytechnic), Eruwa	451	350	477	326	189	165	160	145	1,277	986	2,263
Akwa Ibom State Polytechnic, Ikot Osurua	538	427	1114	1105	1898	2067	620	648	4,170	4,247	8,417
Anambra State Polytechnic, Mgbakwu	34	49	38	53	0	0	0	0	72	102	174
Bayelsa State College of Arts and Science, Elebele	62	43	38	27	0	0	0	0	100	70	170
Binyaminu Usman College of Agriculture, Hadejia	1021	443	538	186	134	28	93	7	1,786	664	2,450
D.S. Adegbenro ICT Polytechnic, Itori-Ewekoro,	579	488	676	675	352	449	230	365	1,837	1,977	3,814
Delta State School of Marine Technology, Burutu	170	35	150	28	0	0	0	0	320	63	383
Edo State Institute of Technology and Management, Usen	342	297	309	316	104	51	94	41	849	705	1,554
Ekiti State Polytechnic, Isan Ekiti	31	26	57	27	0	0	0	0	88	53	141
Jigawa State Polytechnic, Dutse	544	132	820	142	131	64	201	92	1,696	430	2,126
Kano State Polytechnic, Kano	1710	1154	1496	1042	1003	696	895	751	5,104	3,643	8,747
Ken Saro-Wiwa Polytechnic, Bori	556	536	446	431	574	514	481	437	2,057	1,918	3,975
Kogi State Polytechnic, Lokoja	987	623	853	369	626	428	697	473	3,163	1,893	5,056
Lagos State Polytechnic, Ikorodu	1451	1243	1094	1032	947	1387	919	1228	4,411	4,890	9,301
Mai Idris Aloomaa Polytechnic, Geidam	194	33	190	47	0	0	0	0	384	80	464
Moshood Abiola Polytechnic, Abeokuta	936	819	893	759	525	534	512	514	2,866	2,626	5,492
Nasarawa State Polytechnic, Lafia	636	364	532	371	259	126	236	127	1,663	988	2,651
Nuhu Bamali Polytechnic, Zaria	347	67	1045	243	680	321	695	402	2,767	1,033	3,800
Ogun State Institute of Technology, Igbesa	897	705	523	306	281	188	210	110	1,911	1,309	3,220
Oke-Ogun Polytechnic, Shaki	410	381	514	469	90	120	37	78	1,051	1,048	2,099
Osun State College of Technology, Esa-Oke	768	562	766	559	648	457	669	443	2,851	2,021	4,872
Ramat Polytechnic, Maiduguri	763	437	691	406	420	241	373	208	2,247	1,292	3,539
Rivers State College of Arts and Science, Port Harcourt	559	391	286	269	54	52	22	12	921	724	1,645
Rufus Giwa Polytechnic, Owo	208	26	205	19	101	9	186	35	700	89	789
<b>Total</b>	<b>15260</b>	<b>10750</b>	<b>14930</b>	<b>10261</b>	<b>9922</b>	<b>9018</b>	<b>8147</b>	<b>7279</b>	<b>48,259</b>	<b>37,308</b>	<b>85,567</b>

**Table 5. 40: Private Polytechnic Enrolments by Institution , Level and Gender 2021/2022**

Institution	ND1		ND2		HND1		HND2		Total		
	Male	Female	Male	Female	Male	Female	Male	Female	Male	Female	Total
Allover Central Polytechnic, Otta	38	20	47	19	16	19	15	21	116	79	195
Covenant Polytechnic, Aba	55	64	67	85	79	84	104	81	305	314	619
Grundtvig Polytechnic, Oba	15	16	19	12	0	0	0	0	34	28	62
Heritage Polytechnic, Ikot Udo, Eket	502	501	539	467	727	652	795	669	2,563	2,289	4,852
Ibadan City Polytechnic, Dugbe	220	230	170	194	130	140	93	102	613	666	1,279
Igbajo Polytechnic, Igbajo	43	78	39	57	73	122	73	100	228	357	585
Lagos City Polytechnic, Ikeja	117	86	84	54	49	57	64	58	314	255	569
Landmark Polytechnic, Ayetoro	26	22	36	30	0	0	0	0	62	52	114
Ronik Polytechnic, Lagos	63	55	44	52	47	42	47	42	201	191	392
Saf Polytechnic, Iseyin	61	63	130	123	0	0	0	0	191	186	377
Templegate Polytechnic, Aba	251	235	311	235	235	205	225	215	1,022	890	1,912
The Polytechnic, Ile-ife	78	62	57	39	59	32	53	26	247	159	406
The Polytechnic, Imesi-Ile	22	11	20	8	0	0	0	0	42	19	61
Tower Polytechnic, Ibadan	27	26	19	14	0	0	0	0	46	40	86
Trinity Polytechnic, Uyo	140	118	251	219	0	0	0	0	391	337	728
Uyo City Polytechnic, Uyo	270	317	247	327	0	0	0	0	517	644	1,161
Valley View Polytechnic, Ohafia	1	0	2	0	0	0	0	0	3	-	3
<b>Total</b>	<b>1929</b>	<b>1904</b>	<b>2082</b>	<b>1935</b>	<b>1415</b>	<b>1353</b>	<b>1469</b>	<b>1314</b>	<b>6,895</b>	<b>6,506</b>	<b>13,401</b>

**Table 5. 41: Federal Monotechnic Enrolments by Institution, Level and Gender 2021/2022**

Institution	ND1		ND2		HND1		HND2		Total		
	Male	Female	Male	Female	Male	Female	Male	Female	Male	Female	Total
Federal College of Agriculture, Akure	83	41	91	64	60	64	77	62	311	231	542
LUTH School of Health and Management Information, Idi Araba	4	35	3	30	3	22	5	28	15	115	130
UCH School of Health Information Management, Ibadan	7	38	14	50	0	0	8	45	29	133	162
<b>Total</b>	<b>94</b>	<b>114</b>	<b>108</b>	<b>144</b>	<b>63</b>	<b>86</b>	<b>90</b>	<b>135</b>	<b>355</b>	<b>479</b>	<b>834</b>

**Table 5. 42: State Monotechnic Enrolments by Institution, Level and Gender 2021/2022**

Institution	ND1		ND2		HND1		HND2		Total		
	Male	Female	Male	Female	Male	Female	Male	Female	Male	Female	Total
College of Agriculture, Lafia	85	77	226	158	197	116	153	104	661	455	1,116
Oyo State College of Agriculture, Igbo-Ora	559	419	610	519	146	118	188	207	1,503	1,263	2,766
Abia State College of Health Sciences and Management Technology	80	138	71	133	73	160	68	155	292	586	878
Anambra State College of Health Technology, Obosi	4	22	23	56	19	59	12	63	58	200	258
<b>Total</b>	<b>728</b>	<b>656</b>	<b>930</b>	<b>866</b>	<b>435</b>	<b>453</b>	<b>421</b>	<b>529</b>	<b>2,514</b>	<b>2,504</b>	<b>5,018</b>

**Table 5. 43: Federal Special Institute Enrolments by Institution, Level and Gender 2021/2022**

Institution	ND1		ND2		HND1		HND2	
	Male	Female	Male	Female	Male	Female	Male	Female
Federal Training Centre, Lagos	45	37	54	72	0	0	0	0



**Table 5. 44: Federal Polytechnic Enrolments by Program, Level and Gender 2021/2022**

Institution	Programme	ND1		ND2		HND1		HND2		Total		
		Male	Female	Male	Female	Male	Female	Male	Female	Male	Female	Total
Accountancy	FT	541	743	431	558	490	732	545	685	2,007	2,718	4,725
Accountancy	PT	152	210	142	302	16	16	52	79	362	607	969
Agric & Bio-Env Engr. Tech.(Soil & Water)	FT	0	0	0	0	2	0	5	0	7	-	7
Agricultural Bio-Environmental Engineering	FT	184	112	131	63	96	55	99	54	510	284	794
Agricultural Engineering Technology	FT	115	102	132	89	25	5	23	3	295	199	494
Agricultural Engineering Technology	PT	18	6	13	12	0	0	0	0	31	18	49
Agricultural Extension & Management	FT	0	0	0	0	7	1	7	1	14	2	16
Agricultural Technology (General Agriculture)	FT	223	103	149	86	56	50	53	48	481	287	768
Agricultural Technology (General Agriculture)	PT	6	0	6	0	0	0	0	0	12	-	12
Animal Health & Production Tech.	FT	79	44	58	26	0	0	0	0	137	70	207
Animal Health Technology	FT	0	0	0	0	8	5	4	1	12	6	18
Animal Production Technology	FT	0	0	0	0	0	0	0	2	-	2	2
Architectural Technology	FT	529	58	422	62	261	22	269	37	1,481	179	1,660
Architectural Technology	PT	30	2	53	8	17	3	17	3	117	16	133
Art & Industrial Design (Painting)	FT	0	0	0	0	19	0	15	5	34	5	39
Art & Industrial Design (Photography)	FT	42	64	11	15	0	0	0	0	53	79	132
Art & Industrial Design (Sculpture)	FT	0	0	0	0	7	0	13	2	20	2	22
Art and Industrial Design	FT	174	81	171	86	6	3	8	4	359	174	533
Art and Industrial Design (Graphics)	FT	0	0	0	0	27	18	24	22	51	40	91
Banking and Finance	FT	362	544	293	377	165	319	204	354	1,024	1,594	2,618
Banking and Finance	PT	82	110	98	178	4	5	8	5	192	298	490
Building Technology	FT	558	37	454	31	251	45	325	48	1,588	161	1,749
Building Technology	PT	30	1	39	0	31	2	42	1	142	4	146
Business Administration & Management	FT	658	802	599	689	519	880	528	784	2,304	3,155	5,459
Business Administration & Management	PT	376	413	399	588	67	60	121	211	963	1,272	2,235
Ceramic Technology	FT	22	9	30	6	29	4	25	3	106	22	128
Chemical Engineering Technology	FT	290	105	147	54	33	7	9	3	479	169	648
Chemical Engineering Technology	PT	2	0	0	0	0	0	0	0	2	-	2
Civil Engineering Technology	FT	821	59	746	146	681	75	536	71	2,784	351	3,135
Civil Engineering Technology	PT	185	40	247	43	110	5	79	7	621	95	716

Civil Engineering Technology (Transportation)	FT	21	19	24	17	0	0	0	0	45	36	81
Computer Engineering Technology	FT	299	28	294	35	73	11	65	20	731	94	825
Computer Engineering Technology	PT	101	24	146	48	0	0	0	0	247	72	319
Computer Science	FT	850	325	784	264	573	301	537	337	2,744	1,227	3,971
Computer Science	PT	421	139	278	129	101	37	136	61	936	366	1,302
Cooperative Economics & Management	FT	59	53	55	53	0	0	0	0	114	106	220
Cooperative Economics & Management	PT	27	11	26	14	0	0	0	0	53	25	78
Crop Production Technology	FT	0	0	0	0	6	3	10	1	16	4	20
Electrical/Electronics (Electronics & Telecoms)	FT	0	0	0	0	100	5	117	16	217	21	238
Electrical/Electronics (Electronics & Telecoms)	PT	43	4	31	4	20	0	12	0	106	8	114
Electrical/Electronics Engineering	FT	1049	34	904	33	757	43	697	67	3,407	177	3,584
Electrical/Electronics Engineering	PT	257	19	209	20	0	0	0	0	466	39	505
Electrical/Electronics(Power Option)	FT	0	0	0	0	178	5	196	4	374	9	383
Electrical/Electronics(Power Option)	PT	0	0	0	0	55	0	43	0	98	-	98
Environmental and Safety Management Technology	FT	21	19	0	0	0	0	0	0	21	19	40
Estate Management	FT	260	218	289	227	241	178	260	240	1,050	863	1,913
Estate Management	PT	37	43	80	100	28	13	42	13	187	169	356
Fashion Design & Clothing Tech	FT	61	188	39	155	6	19	14	38	120	400	520
Fashion Design & Clothing Tech	PT	6	14	26	50	0	0	0	0	32	64	96
Fisheries Technology	FT	18	18	20	36	0	0	3	8	41	62	103
Food Technology	FT	94	380	65	292	76	257	74	287	309	1,216	1,525
Food Technology	PT	0	0	9	45	0	0	0	0	9	45	54
Foundry Technology	FT	5		10	2	1		3		19	2	21
Geoinformatics	FT	25	2	23	1	0	0	0	0	48	3	51
Geological Technology	FT	30	41	30	28	0	0	0	0	60	69	129
Geological Technology	PT	0	0	0	0	79	20	16	59	95	79	174
Glass Technology	FT	10	10	13	19	26	19	18	19	67	67	134
Health Information Management	FT	15	34	0	0	0	0	0	0	15	34	49
Home & Rural Economics	PT	0	0	3	5	0	0		5	3	10	13
Horticulture & Landscape Tech	FT	38	43	31	25	0	0	0	0	69	68	137
Horticulture & Landscape Tech	PT	6	7	13	24	0	0	0	0	19	31	50
Hospitality Management	FT	122	406	82	363	38	224	63	276	305	1,269	1,574
Hospitality Management	PT	9	79	9	33	0	0	0	0	18	112	130

Industrial Safety & Environmental Engineering Tech	FT	36	16	9	12	0	0	0	0	45	28	73
Industrial Safety & Environmental Engineering Tech	PT	4	3	12	7	0	0	0	0	16	10	26
Insurance	FT	48	72	32	45	19	40	16	43	115	200	315
Insurance	PT	45	57	43	29	0	0		2	88	88	176
Leisure & Tourism Management	FT	41	60	26	51	38	36	21	26	126	173	299
Leisure & Tourism Management	PT	3	10	15	23	0	0	0	0	18	33	51
Library & Information Science	FT	219	217	143	172	84	94	80	110	526	593	1,119
Library & Information Science	PT	97	109	82	4	10	16	11	21	200	150	350
Maritime Transport & Business Studies	PT	4	1	4		0	0	0	0	8	1	9
Marketing	FT	391	460	410	566	321	450	270	372	1,392	1,848	3,240
Marketing	PT	78	76	87	115	13	10	8	16	186	217	403
Mass Communication	FT	310	507	181	482	191	618	124	408	806	2,015	2,821
Mass Communication	PT	136	203	108	278	15	13	63	191	322	685	1,007
Mechanical Engineering (Plant Engineering)	FT	0	0	0	0	36	0	46	0	82	-	82
Mechanical Engineering (Production Engineering)	FT	0	0	0	0	28	1	32	2	60	3	63
Mechanical Engineering Technology	FT	607	76	499	14	511	17	570	36	2,187	143	2,330
Mechanical Engineering Technology	PT	175	12	222	16	0	0	31	1	428	29	457
Mechatronics	FT	81	22	35	13	0	0	0	0	116	35	151
Metallurgy	FT	3		7		23	5	5		38	5	43
Mineral & Petroleum Resources Engineering	FT	155	27	130	34	127	51	139	80	551	192	743
Music Technology	FT	39	16	25	10	0	0	0	0	64	26	90
Nutrition and Dietetics	FT	38	127	15	90	15	74	16	82	84	373	457
Nutrition and Dietetics	PT	10	103	20	120	0	0	0	0	30	223	253
Office Technology & Management	FT	428	602	287	470	220	477	207	457	1,142	2,006	3,148
Office Technology & Management	PT	132	133	159	260	43	61	75	100	409	554	963
Petroleum Marketing & Business Studies	FT	6	11	4	12	0	0	0	0	10	23	33
Petroleum Marketing & Business Studies	PT		1	2	2	0	0	0	0	2	3	5
Pharmaceutical Technology	FT	44	40	37	54	0	0	0	0	81	94	175
Polymer Technology	FT	80	76	64	46	44	33	72	60	260	215	475
Procurement and Supply Chain Management	FT	80	34	8	3	0	0	0	0	88	37	125
Public Administration	FT	810	709	707	651	445	521	437	492	2,399	2,373	4,772

Public Administration	PT	152	130	270	374	72	48	74	86	568	638	1,206
Quantity Survey	FT	252	128	272	112	163	110	178	121	865	471	1,336
Quantity Survey	PT	13	22	34	47	0	0	0	0	47	69	116
Science Lab. Technology (Environmental Biology)	FT	197	621	169	445	1	4	182	464	549	1,534	2,083
Science Laboratory Tech (Biochemistry)	FT	0	0	0	0	40	80	44	68	84	148	232
Science Laboratory Tech (Biochemistry)	PT	0	0	0	0	4	7	4	7	8	14	22
Science Laboratory Tech (Biology)	FT	0	0	0	0	97	345	0	0	97	345	442
Science Laboratory Tech (Biology/Microbiology)	FT	0	0	0	0	15	56	12	28	27	84	111
Science Laboratory Tech (Chemistry)	FT	0	0	0	0	12	31	33	53	45	84	129
Science Laboratory Tech (Chemistry/Biochemistry)	FT	0	0	0	0	11	32	6	8	17	40	57
Science Laboratory Technology	FT	492	932	623	946	186	421	169	384	1,470	2,683	4,153
Science Laboratory Technology	PT	198	542	197	631	0	0	22	94	417	1,267	1,684
Science Laboratory Technology (Microbiology)	FT	0	0	7	27	19	96	27	53	53	176	229
Science Laboratory Technology (Microbiology)	PT	0	0	0	0	3	8	6	12	9	20	29
Science Laboratory Technology(Physics/Electronics)	FT	0	0	0	0	131	254	38	52	169	306	475
Security Management & Technology	PT	3		12	1	0	0	0	0	15	1	16
Statistics	FT	334	227	226	202	193	179	237	198	990	806	1,796
Statistics	PT	8	16	27	73	4	2	5	0	44	91	135
Surveying & Geo-Informatics	FT	268	63	230	73	144	43	182	45	824	224	1,048
Surveying & Geo-Informatics	PT	41	27	36	42	0	0	0	0	77	69	146
Taxation	FT	45	71	44	60	25	17	13	37	127	185	312
Taxation	PT	42	54	30	25	0	0	0	0	72	79	151
Urban and Regional Planning	FT	204	87	161	65	117	42	155	72	637	266	903
Urban and Regional Planning	PT	7	0	7	0	13	3	13	3	40	6	46
Welding & Fabrication Engineering Technology	FT	19	1	16	3	0	0	0	0	35	4	39
Welding & Fabrication Engineering Technology	PT	0	0	1	0	0	0	0	0	1	-	1
Total		15738	12504	13999	12146	8718	7742	8940	8168	47,395	40,560	87,955

**Table 5. 45: State Polytechnic Enrolments by Program, Level and Gender 2021/2022**

Institution	Programme	ND1		ND2		HND1		HND2		Total		
		Male	Female	Male	Female	Male	Female	Male	Female	Male	Female	Total
Accountancy	FT	987	1045	946	1041	855	934	742	829	3,530	3,849	7,379
Accountancy	PT	133	112	87	68	52	43	34	28	306	251	557
Agric & Bio-Env Engr. Tech.(Soil & Water)	FT	0	0	0	0	26	15	25	12	51	27	78
Agricultural Bio-Environmental Engineering	FT	43	10	70	17	37	22	47	26	197	75	272
Agricultural Engineering (Farm Power Machine)	FT	0	0	0	0	28	20	42	18	70	38	108
Agricultural Engineering (Farm Power Machine)	PT	0	0	0	0	8	1	11	1	19	2	21
Agricultural Engineering Technology	FT	251	105	195	78	40	8	26	5	512	196	708
Agricultural Extension & Management	FT	0	0	0	0	67	33	81	48	148	81	229
Agricultural Technology (General Agriculture)	FT	73	42	82	48	0	0	0	0	155	90	245
Agricultural Technology (Post Harvest)	FT	0	0	0	0	18	20	16	17	34	37	71
Animal Health & Production Tech.	FT	196	47	48	30	28	5	17	2	289	84	373
Animal Health & Production Tech.	PT	24	13	15	3	0	0	0	0	39	16	55
Animal Health Technology	FT	2	1	1	1	0	0	0	0	3	2	5
Animal Production Technology	FT	31	16	29	13	78	41	59	45	197	115	312
Architectural Technology	FT	486	183	600	151	285	33	192	42	1,563	409	1,972
Art & Industrial Design (Painting)	FT	31	20	0	0	15	7	10	3	56	30	86
Art & Industrial Design (Photography)	FT	18	12	20	10	0	0	0	0	38	22	60
Art & Industrial Design (Sculpture)	FT	28	18	0	0	9	7	8	2	45	27	72
Art and Industrial Design	FT	228	115	230	95	114	130	114	97	686	437	1,123
Art and Industrial Design	PT	5	2	8	2	0	0	0	0	13	4	17
Art and Industrial Design (Ceramics)	FT	64	78	39	52	22	5	24	9	149	144	293
Art and Industrial Design (Graphics)	FT	50	58	22	39	37	40	32	30	141	167	308
Art and Industrial Design	FT	48	77	12	39	27	58	22	46	109	220	329

(Textile)												
Banking and Finance	FT	444	468	363	422	260	316	276	303	1,343	1,509	2,852
Banking and Finance	PT	29	28	16	14	6	5	0	0	51	47	98
Building Technology	FT	401	116	377	167	185	71	143	37	1,106	391	1,497
Building Technology	PT	12	1	11		1	1	2	1	26	3	29
Business Administration & Management	FT	943	908	968	896	646	765	621	739	3,178	3,308	6,486
Business Administration & Management	PT	164	114	84	62	38	27	38	41	324	244	568
Chemical Engineering Technology	FT	23	19	24	6	15	9	22	11	84	45	129
Civil Engineering Technology	FT	581	151	738	119	622	62	317	52	2,258	384	2,642
Civil Engineering Technology	PT	28	4	20	2	24	2	16	2	88	10	98
Computer Engineering Technology	FT	441	94	476	73	259	115	175	95	1,351	377	1,728
Computer Engineering Technology	PT	31	2	22	1	18	9	21	10	92	22	114
Computer Science	FT	1151	523	1191	451	771	314	614	324	3,727	1,612	5,339
Computer Science	PT	116	54	84	41	49	26	34	18	283	139	422
Cooperative Economics & Management	FT	45	35	42	35	25	16	20	19	132	105	237
Crop Production Technology	FT	0	0	0	0	40	15	23	4	63	19	82
Electrical/Electronics (Electronics & Telecoms)	FT	56	22	49	12	52	8	51	18	208	60	268
Electrical/Electronics (Electronics & Telecoms)	PT	0	0	0	0	2	1	4	1	6	2	8
Electrical/Electronics Engineering	FT	962	122	1051	111	624	55	407	54	3,044	342	3,386
Electrical/Electronics Engineering	PT	75	5	52	3	26	2	7	0	160	10	170
Electrical/Electronics(Power Option)	FT	64	13	59	11	111	29	121	10	355	63	418
Estate Management	FT	361	247	293	153	168	112	168	123	990	635	1,625
Estate Management	PT	4	1	6		4	1	3	1	17	3	20
Fashion Design & Clothing Tech	FT	19	62	28	60	15	39	12	32	74	193	267
Fisheries Technology	FT	37	30	32	29	18	15	8	14	95	88	183
Food Technology	FT	52	153	46	134	9	71	16	55	123	413	536
Food Technology	PT	11	20	16	20	3	6	3	7	33	53	86
Forestry Technology	FT	30		8		23	7	20	2	81	9	90

Foundry Technology	FT	15	10	10	1	0	0	0	0	25	11	36
Home & Rural Economics	FT	23	140		45	0	0	0	0	23	185	208
Horticulture & Landscape Tech	FT	49	27	23	20	8	7	6	11	86	65	151
Hospitality Management	FT	56	181	45	182	17	97	14	73	132	533	665
Hospitality Management	PT	3	7	4	7	0	0	0	0	7	14	21
Insurance	FT	60	87	69	108	27	57	28	44	184	296	480
Labour and Industrial Relations	FT	32	17	30	15	0	0	0	0	62	32	94
Leisure & Tourism Management	FT	45	78	51	75	17	2	13	4	126	159	285
Leisure & Tourism Management	PT	1	3	2	3	0	0	0	0	3	6	9
Library & Information Science	FT	171	163	161	148	74	69	78	58	484	438	922
Local Government Studies	FT	86	41	93	42	138	136	73	101	390	320	710
Maritime Transport & Business Studies	FT	169	125	161	122	83	118	35	49	448	414	862
Marketing	FT	347	439	295	378	215	291	228	308	1,085	1,416	2,501
Marketing	PT	40	44	15	26	39	59	15	26	109	155	264
Mass Communication	FT	517	695	447	754	493	774	363	636	1,820	2,859	4,679
Mass Communication	PT	37	60	14	33	24	45	12	20	87	158	245
Mass Communication (Broadcasting)	FT	0	0	0	0	10	22	11	20	21	42	63
Mass Communication (Print Media)	FT	0	0	0	0	4	12	3	12	7	24	31
Mechanical Engineering (Plant Engineering)	FT	78	12	62	8	89	9	75	8	304	37	341
Mechanical Engineering (Production Engineering)	FT	0	0	0	0	37	5	27	2	64	7	71
Mechanical Engineering Technology	FT	548	81	570	63	256	28	287	26	1,661	198	1,859
Mechanical Engineering Technology	PT	50	9	28		18		0	0	96	9	105
Mechatronics	FT	98	13	48	5	0	0	0	0	146	18	164
Metallurgy	FT	19	7	21	5	2	2	3	0	45	14	59
Mineral & Petroleum Res. Engr. (Mining)	FT	24	17	0	0	0	0	0	0	24	17	41
Mineral Resources Engineering Technology	FT	30	16	22	3	5	3	2	1	59	23	82
Multimedia Technology	FT	25	35	33	27	0	0	0	0	58	62	120
Nautical Science	FT	85	20	72	13	0	0	0	0	157	33	190

Nutrition and Dietetics	FT	24	56	25	56	0	0	0	0	49	112	161
Nutrition and Dietetics	PT	7	12	6	12	0	0	0	0	13	24	37
Office Technology & Management	FT	261	307	325	381	262	409	197	362	1,045	1,459	2,504
Office Technology & Management	PT	6	18	5	11	13	40	4	7	28	76	104
Pest Management Technology	FT	0	0	0	0	37	19	33	12	70	31	101
Pharmaceutical Technology	FT	68	145	65	136	16	44	17	45	166	370	536
Pharmaceutical Technology	PT	19	26	16	28	7	20	8	22	50	96	146
Printing Technology	FT	18	7	20	10	22	7	16	6	76	30	106
Public Administration	FT	511	351	760	503	256	205	380	274	1,907	1,333	3,240
Public Administration	PT	78	50	78	51	2	2	0	0	158	103	261
Purchasing and Supply	FT	107	109	114	110	26	27	15	24	262	270	532
Quantity Survey	FT	261	101	223	61	144	43	139	48	767	253	1,020
Quantity Survey	PT	4		3		0	0	0	0	7	-	7
Science Lab. Technology (Environmental Biology)	FT	21	18	0	0	101	178	108	150	230	346	576
Science Laboratory Tech (Biochemistry)	FT	32	18	0	0	68	126	70	143	170	287	457
Science Laboratory Tech (Biology)	FT	0	0	0	0	19	76	19	76	38	152	190
Science Laboratory Tech (Biology/Microbiology)	FT	19	42	17	39	18	94	20	80	74	255	329
Science Laboratory Tech (Chemistry)	FT	25	15	0	0	115	144	97	122	237	281	518
Science Laboratory Tech (Chemistry)	PT	0	0	0	0		2		2	-	4	4
Science Laboratory Tech (Chemistry/Biochemistry)	FT	0	0	0	0	44	36	34	47	78	83	161
Science Laboratory Tech (Biochemistry/Microbiology)	FT	0	0	0	0	17	22	12	32	29	54	83
Science Laboratory Technology	FT	774	972	725	1253	353	1134	38	108	1,890	3,467	5,357
Science Laboratory Technology	PT	36	57	21	38	6	18	0	0	63	113	176
Science Laboratory Technology (Microbiology)	FT	146	132	124	173	137	326	150	294	557	925	1,482
Science Laboratory Technology (Microbiology)	PT	0	0	0	0	10	20	11	20	21	40	61



Science Laboratory Technology(Physics/Electronic s)	FT	0	0	0	0	88	70	79	61	167	131	298
Science Laboratory Technology(Physics/Electronic s)	PT	0	0	0	0	2	1	1	2	3	3	6
Social Development	FT	143	58	165	67	0	0	0	0	308	125	433
Social Development (Community Development)	FT	22	14	19	11	0	0	0	0	41	25	66
Statistics	FT	341	162	359	127	147	88	154	126	1,001	503	1,504
Statistics	PT	2	1	1	2	1	2	1	2	5	7	12
Surveying & Geo-Informatics	FT	203	89	234	90	100	41	55	25	592	245	837
Surveying & Geo-Informatics	PT	5	1	6	1	0	0	0	0	11	2	13
Taxation	FT	57	41	39	33	0	0	0	0	96	74	170
Textile Technology	FT	40	15	42	17	0	0	0	0	82	32	114
Urban and Regional Planning	FT	236	125	271	89	207	79	221	80	935	373	1,308
Urban and Regional Planning	PT	2	1	2	1	2		1		7	2	9
Welding & Fabrication Engineering Technology	FT	75	0	60	0	2	0	2	0	139	-	139
Wild Life Management Technology	FT	25		39	1	0	0	0	0	64	1	65
Total		14954	10416	14500	9893	9538	8530	7799	6802	46,791	35,641	82,432

**Table 5. 46: Private Polytechnic Enrolments by Program, Level and Gender 2021/2022**

Institution	Programme	ND1		ND2		HND1		HND2		Total		
		Male	Female	Male	Female	Male	Female	Male	Female	Male	Female	Total
Accountancy	FT	241	233	249	308	117	130	113	116	720	787	1,507
Accountancy	PT	2	4	5	4	3	3	3	10	13	21	34
Banking and Finance	FT	5	10	5	10	0	0	0	0	10	20	30
Building Technology	FT	40	12	53	27	36	18	30	15	159	72	231
Business Administration & Management	FT	340	424	392	435	219	287	213	268	1,164	1,414	2,578
Business Administration & Management	PT	25	23	18	11	5	6	12	15	60	55	115
Computer Engineering Technology	FT	178	133	190	134	90	37	87	55	545	359	904
Computer Engineering Technology	PT	4	2	4		3		0	0	11	2	13
Computer Science	FT	329	255	302	270	187	194	227	141	1,045	860	1,905
Computer Science	PT	1	1	1	1	0	0	0	0	2	2	4
Computer Studies	PT	18	11	19	6	6	2	5	3	48	22	70
Electrical Electronic (Instrumentation)	FT	0	0	0	0	62	15	52	20	114	35	149
Electrical/Electronics (Electronics & Telecoms)	FT	0	0	0	0	36	18	46	10	82	28	110
Electrical/Electronics Engineering	FT	225	149	277	141	63	54	66	64	631	408	1,039
Electrical/Electronics Engineering	PT	7		3		7		2		19	-	19
Electrical/Electronics(Power Option)	FT	0	0	0	0	68	22	72	15	140	37	177
Estate Management	FT	73	57	94	64	36	20	33	15	236	156	392
Hospitality Management	FT	15	15	10	10	0	0	0	0	25	25	50
Marketing	FT	18	28	17	42	28	24	21	44	84	138	222
Mass Communication	FT	85	94	84	74	71	92	50	80	290	340	630
Nutrition and Dietetics	FT	10	20	15	15	0	0	0	0	25	35	60
Office Technology & Management	FT	4	2		2		4		5	4	13	17
Office Technology & Management	PT	3	6	5	4	2	3	0	0	10	13	23
Pharmaceutical Technology	FT	15	15	10	15	0	0	0	0	25	30	55
Public Administration	FT	65	77	90	52	78	82	65	50	298	261	559
Quantity Survey	FT	24	10	27	6	27	9	34	6	112	31	143

Science Lab. Technology (Environmental Biology)	FT	0	0	0	0	18	42	20	35	38	77	115
Science Laboratory Tech (Biochemistry)	FT	0	0	0	0	15	28	17	38	32	66	98
Science Laboratory Tech (Biology/Microbiology)	FT	0	0	0	0	25	52	40	66	65	118	183
Science Laboratory Tech (Chemistry)	FT	0	0	0	0	18	29	42	40	60	69	129
Science Laboratory Tech (Chemistry/Biochemistry)	FT	0	0	0	0	25	10	15	15	40	25	65
Science Laboratory Technology	FT	103	188	108	172	0	0	0	0	211	360	571
Science Laboratory Technology (Microbiology)	FT	0	0	0	0	29	76	38	82	67	158	225
Science Laboratory Technology(Physics/Electronic s)	FT	0	0	0	0	61	21	85	35	146	56	202
Statistics	FT	94	120	99	122	80	75	81	71	354	388	742
Urban and Regional Planning	FT	5	15	5	10	0	0	0	0	10	25	35
Total		1929	1904	2082	1935	1415	1353	1469	1314	6,895	6,506	13,401

**Table 5. 47: Federal Monotechnic Enrolments by Program, Level and Gender**

Program	ND1		ND2		HND1		HND2		Total		
	M	F	M	F	M	F	M	F	M	F	Total
Agricultural Engineering Technology	15	5	16	20	0	0	0	0	31	25	56
Agricultural Extension & Management	0	0	0	0	17	15	30	16	47	31	78
Agricultural Technology (Agricultural Farm Mgt)	0	0	0	0	7	3	7	4	14	7	21
Animal Health & Production Tech.	48	29	40	38	0	0	0	0	88	67	155
Animal Production Technology	0	0	0	0	21	38	21	35	42	73	115
Computer Science	19	5	23	5	0	0	0	0	42	10	52
Fisheries Technology	1		6		0	0	0	0	7	-	7
Forestry Technology		2	3		0	0	0	0	3	2	5
Horticulture & Landscape Tech	0	0	3	1	2	5	1	5	6	11	17
Mechanical Engineering Technology	0	0	0	0	13	3	18	2	31	5	36
Health Information Management	11	73	17	80	3	22	13	73	44	248	292
<b>Total</b>	<b>94</b>	<b>114</b>	<b>108</b>	<b>144</b>	<b>63</b>	<b>86</b>	<b>90</b>	<b>135</b>	<b>355</b>	<b>479</b>	<b>834</b>

**Table 5. 48: State Monotechnic Enrolments by Program, Level and Gender**

Program	Pogramme	ND1		ND2		HND1		HND2		Total		
		Male	Female	Male	Female	Male	Female	Male	Female	Male	Female	Total
Accountancy	FT	30	35	39	63	0	0	0	0	69	98	167
Accountancy	PT	5	11	13	25	0	0	0	0	18	36	54
Agric & Bio-Env Engr. Tech.(Soil & Water)	FT	0	0	0	0	0	1	1	3	1	4	5
Agricultural Bio-Environmental Engineering	FT	24	9	40	4	0	0	0	0	64	13	77
Agricultural Bio-Environmental Engineering	PT	4	1	5	2	0	0	0	0	9	3	12
Agricultural Engineering (Farm Power Machine)	FT	0	0	0	0	12	0	7	0	19	-	19
Agricultural Engineering (Farm Power Machine)	PT	0	0	0	0	0	0	3	0	3	-	3
Agricultural Extension & Management	FT	0	0	0	0	38	19	41	25	79	44	123
Agricultural Extension & Management	PT	0	0	0	0	0	0	3	0	3	-	3
Agricultural Technology (General Agriculture)	FT	65	42	94	60	0	0	0	0	159	102	261
Agricultural Technology (General Agriculture)	PT	9	3	10	3	0	0	0	0	19	6	25
Agricultural Technology (Post Harvest)	FT	0	0	0	0	16	6	19	5	35	11	46
Animal Health & Production Tech.	FT	82	40	131	90	0	0	0	0	213	130	343
Animal Health & Production Tech.	PT	24	10	37	18	0	0	0	0	61	28	89
Animal Health Technology	FT	0	0	0	0	53	25	48	37	101	62	163
Animal Health Technology	PT	0	0	0	0	0	1	0	0	-	1	1
Animal Production Technology	FT	0	0	0	0	118	71	101	75	219	146	365
Animal Production Technology	PT	0	0	0	0	1	0	0	0	1	-	1
Business Administration & Management	FT	35	41	33	37	0	0	0	0	68	78	146
Business Administration & Management	PT	23	25	45	38	0	0	0	0	68	63	131
Computer Engineering Technology	FT	30	0	31	1	0	0	0	0	61	1	62
Computer Engineering Technology	PT	6	0	11	3	0	0	0	0	17	3	20
Computer Science	FT	48	16	44	23	25	11	20	20	137	70	207
Computer Science	PT	17	3	20	7	0	0	0	0	37	10	47
Cooperative Economics &	FT	10	9	0	0	0	0	0	0	10	9	19

Management												
Crop Production Technology	FT	0	0	0	0	10	8	23	16	33	24	57
Fisheries Technology	FT	23	23	45	21	21	10	17	9	106	63	169
Fisheries Technology	PT	1	1	1	0	0	0	0	1	2	2	4
Forestry Technology	FT	4	1	6	0	0	0	1	1	11	2	13
Forestry Technology	PT	1	0	1	0	0	0	0	0	2	-	2
Home & Rural Economics	FT	4	33	3	55	8	41	12	45	27	174	201
Home & Rural Economics	PT	2	10	4	30	0	0	2	3	8	43	51
Horticulture & Landscape Tech	FT	3	2	20	6	9	1	3	1	35	10	45
Library & Information Science	FT	10	10	15	19	0	0	0	0	25	29	54
Library & Information Science	PT	7	4	6	7	0	0	0	0	13	11	24
Mechanical Engineering Technology	FT	30	0	38	1	0	0	0	0	68	1	69
Mechanical Engineering Technology	PT	12	0	20	0	0	0	0	0	32	-	32
Office Technology & Management	FT	3	8	8	15	0	0	0	0	11	23	34
Office Technology & Management	PT	3	1	7	5	0	0	0	0	10	6	16
Pest Management Technology	FT	0	0	0	0	2	3	11	6	13	9	22
Public Administration	FT	43	32	34	42	0	0	0	0	77	74	151
Public Administration	PT	38	29	30	10	0	0	0	0	68	39	107
Science Laboratory Tech (Chemistry)	FT	0	0	0	0	1	4	2	10	3	14	17
Science Laboratory Technology	FT	37	62	27	50	0	0	0	0	64	112	176
Science Laboratory Technology	PT	10	34	14	40	0	0	0	0	24	74	98
Science Laboratory Technology (Microbiology)	FT	0	0	0	0	28	32	24	50	52	82	134
Science Laboratory Technology (Microbiology)	PT	0	0	0	0	0	0	1	2	1	2	3
Soil Science & Technology	FT	0	0	0	0	1	1	2	2	3	3	6
Statistics	FT	1	1	4	2	0	0	0	0	5	3	8
Community Health	FT	27	49	24	48	25	46	24	44	100	187	287
Computer Science	FT	8	2	6	3	3	1	2	1	19	7	26
Environmental Health Technology	FT	24	53	21	51	18	47	17	52	80	203	283
Health Information Management	FT	20	54	18	46	15	46	10	45	63	191	254
Medical Imaging Technology	FT	0	0	21	39	15	41	11	40	47	120	167
Public Administration	FT	0	0	0	0	15	36	14	35	29	71	100
Statistics	FT	5	2	4	2	1	2	2	1	12	7	19
<b>Total</b>		<b>728</b>	<b>656</b>	<b>930</b>	<b>866</b>	<b>435</b>	<b>453</b>	<b>421</b>	<b>529</b>	<b>2514</b>	<b>2504</b>	<b>5018</b>

**Table 5. 49: Private Monotechnic Enrolments by Program, Level and Gender**

Program		Pre-ND		ND1		ND2		HND1		HND2	
		M	F	M	F	M	F	M	F	M	F
Business Administration & Management	FT			4	4	13	14				
Computer Science	FT			20	6	0	0				
Office Technology & Management	FT			1	2	0	0				
Public Administration	FT			20	25	41	58				

**Table 5. 50: Polytechnic FULL - Time Enrolments by Program , Level and Gender**

Program		ND1		ND2		HND1		HND2		Total		
		Male	Female	Male	Female	Male	Female	Male	Female	Male	Female	Total
Accountancy	FT	1769	2021	1626	1907	1462	1796	1400	1630	6,257	7,354	13,611
Agric & Bio-Env Engr. Tech.(Soil & Water)	FT	0	0	0	0	28	15	30	12	58	27	85
Agricultural Bio-Environmental Engineering	FT	227	122	201	80	133	77	146	80	707	359	1,066
Agricultural Engineering (Farm Power Machine)	FT	0	0	0	0	28	20	42	18	70	38	108
Agricultural Engineering Technology	FT	366	207	327	167	65	13	49	8	807	395	1,202
Agricultural Extension & Management	FT	0	0	0	0	74	34	88	49	162	83	245
Agricultural Technology (General Agriculture)	FT	296	145	231	134	56	50	53	48	636	377	1,013
Agricultural Technology (Post Harvest)	FT	0	0	0	0	18	20	16	17	34	37	71
Animal Health & Production Tech.	FT	275	91	106	56	28	5	17	2	426	154	580
Animal Health Technology	FT	2	1	1	1	8	5	4	1	15	8	23
Animal Production Technology	FT	31	16	29	13	78	41	59	47	197	117	314
Architectural Technology	FT	1015	241	1022	213	546	55	461	79	3,044	588	3,632
Art & Industrial Design (Painting)	FT	31	20	0	0	34	7	25	8	90	35	125
Art & Industrial Design (Photography)	FT	60	76	31	25	0	0	0	0	91	101	192
Art & Industrial Design (Sculpture)	FT	28	18	0	0	16	7	21	4	65	29	94
Art and Industrial Design	FT	402	196	401	181	120	133	122	101	1,045	611	1,656
Art and Industrial Design (Ceramics)	FT	64	78	39	52	22	5	24	9	149	144	293
Art and Industrial Design (Graphics)	FT	50	58	22	39	64	58	56	52	192	207	399
Art and Industrial Design (Textile)	FT	48	77	12	39	27	58	22	46	109	220	329
Banking and Finance	FT	811	1022	661	809	425	635	480	657	2,377	3,123	5,500
Building Technology	FT	999	165	884	225	472	134	498	100	2,853	624	3,477
Business Administration & Management	FT	1941	2134	1959	2020	1384	1932	1362	1791	6,646	7,877	14,523
Ceramic Technology	FT	22	9	30	6	29	4	25	3	106	22	128
Chemical Engineering Technology	FT	313	124	171	60	48	16	31	14	563	214	777
Civil Engineering Technology	FT	1402	210	1484	265	1303	137	853	123	5,042	735	5,777
Civil Engineering Technology (Transportation)	FT	21	19	24	17	0	0	0	0	45	36	81



Computer Engineering Technology	FT	918	255	960	242	422	163	327	170	2,627	830	3,457
Computer Science	FT	2330	1103	2277	985	1531	809	1378	802	7,516	3,699	11,215
Cooperative Economics & Management	FT	104	88	97	88	25	16	20	19	246	211	457
Crop Production Technology	FT	0	0	0	0	46	18	33	5	79	23	102
Electrical Electronic (Instrumentation)	FT	0	0	0	0	62	15	52	20	114	35	149
Electrical/Electronics (Electronics & Telecoms)	FT	56	22	49	12	188	31	214	44	507	109	616
Electrical/Electronics Engineering	FT	2236	305	2232	285	1444	152	1170	185	7,082	927	8,009
Electrical/Electronics(Power Option)	FT	64	13	59	11	357	56	389	29	869	109	978
Environmental and Safety Management Technology	FT	21	19	0	0	0	0	0	0	21	19	40
Estate Management	FT	694	522	676	444	445	310	461	378	2,276	1,654	3,930
Fashion Design & Clothing Tech	FT	80	250	67	215	21	58	26	70	194	593	787
Fisheries Technology	FT	55	48	52	65	18	15	11	22	136	150	286
Food Technology	FT	146	533	111	426	85	328	90	342	432	1,629	2,061
Forestry Technology	FT	30		8		23	7	20	2	81	9	90
Foundry Technology	FT	20	10	20	3	1		3		44	13	57
Geoinformatics	FT	25	2	23	1	0	0	0	0	48	3	51
Geological Technology	FT	30	41	30	28	0	0	0	0	60	69	129
Glass Technology	FT	10	10	13	19	26	19	18	19	67	67	134
Health Information Management	FT	15	34	0	0	0	0	0	0	15	34	49
Home & Rural Economics	FT	23	140		45	0	0	0	0	23	185	208
Horticulture & Landscape Tech	FT	87	70	54	45	8	7	6	11	155	133	288
Hospitality Management	FT	193	602	137	555	55	321	77	349	462	1,827	2,289
Industrial Safety & Environmental Engineering Tech	FT	36	16	9	12	0	0	0	0	45	28	73
Insurance	FT	108	159	101	153	46	97	44	87	299	496	795
Labour and Industrial Relations	FT	32	17	30	15	0	0	0	0	62	32	94
Leisure & Tourism Management	FT	86	138	77	126	55	38	34	30	252	332	584
Library & Information Science	FT	390	380	304	320	158	163	158	168	1,010	1,031	2,041
Local Government Studies	FT	86	41	93	42	138	136	73	101	390	320	710
Maritime Transport & Business Studies	FT	169	125	161	122	83	118	35	49	448	414	862
Marketing	FT	756	927	722	986	564	765	519	724	2,561	3,402	5,963
Mass Communication	FT	912	1296	712	1310	755	1484	537	1124	2,916	5,214	8,130
Mass Communication (Broadcasting)	FT	0	0	0	0	10	22	11	20	21	42	63
Mass Communication (Print Media)	FT	0	0	0	0	4	12	3	12			

										7	24	31
Mechanical Engineering (Plant Engineering)	FT	78	12	62	8	125	9	121	8	386	37	423
Mechanical Engineering (Production Engineering)	FT	0	0	0	0	65	6	59	4	124	10	134
Mechanical Engineering Technology	FT	1155	157	1069	77	767	45	857	62	3,848	341	4,189
Mechatronics	FT	179	35	83	18	0	0	0	0	262	53	315
Metallurgy	FT	22	7	28	5	25	7	8	0	83	19	102
Mineral & Petroleum Res. Engr. (Mining)	FT	24	17	0	0	0	0	0	0	24	17	41
Mineral & Petroleum Resources Engineering	FT	155	27	130	34	127	51	139	80	551	192	743
Mineral Resources Engineering Technology	FT	30	16	22	3	5	3	2	1	59	23	82
Multimedia Technology	FT	25	35	33	27	0	0	0	0	58	62	120
Music Technology	FT	39	16	25	10	0	0	0	0	64	26	90
Nautical Science	FT	85	20	72	13	0	0	0	0	157	33	190
Nutrition and Dietetics	FT	72	203	55	161	15	74	16	82	158	520	678
Office Technology & Management	FT	693	911	612	853	482	890	404	824	2,191	3,478	5,669
Pest Management Technology	FT	0	0	0	0	37	19	33	12	70	31	101
Petroleum Marketing & Business Studies	FT	6	11	4	12	0	0	0	0	10	23	33
Pharmaceutical Technology	FT	127	200	112	205	16	44	17	45	272	494	766
Polymer Technology	FT	80	76	64	46	44	33	72	60	260	215	475
Printing Technology	FT	18	7	20	10	22	7	16	6	76	30	106
Procurement and Supply Chain Management	FT	80	34	8	3	0	0	0	0	88	37	125
Public Administration	FT	1386	1137	1557	1206	779	808	882	816	4,604	3,967	8,571
Purchasing and Supply	FT	107	109	114	110	26	27	15	24	262	270	532
Quantity Survey	FT	537	239	522	179	334	162	351	175	1,744	755	2,499
Science Lab. Technology (Environmental Biology)	FT	218	639	169	445	120	224	310	649	817	1,957	2,774
Science Laboratory Tech (Biochemistry)	FT	32	18	0	0	123	234	131	249	286	501	787
Science Laboratory Tech (Biology)	FT	0	0	0	0	116	421	19	76	135	497	632
Science Laboratory Tech (Biology/Microbiology)	FT	19	42	17	39	58	202	72	174	166	457	623
Science Laboratory Tech (Chemistry)	FT	25	15	0	0	145	204	172	215	342	434	776

Science Laboratory Tech (Chemistry/Biochemistry)	FT	0	0	0	0	80	78	55	70	135	148	283
Science Laboratory Tech(Biochemistry/Microbiology)	FT	0	0	0	0	17	22	12	32	29	54	83
Science Laboratory Technology	FT	1369	2092	1456	2371	539	1555	207	492	3,571	6,510	10,081
Science Laboratory Technology (Microbiology)	FT	146	132	131	200	185	498	215	429	677	1,259	1,936
Science Laboratory Technology(Physics/Electronics)	FT	0	0	0	0	280	345	202	148	482	493	975
Social Development	FT	143	58	165	67	0	0	0	0	308	125	433
Social Development (Community Development)	FT	22	14	19	11	0	0	0	0	41	25	66
Statistics	FT	769	509	684	451	420	342	472	395	2,345	1,697	4,042
Surveying & Geo-Informatics	FT	471	152	464	163	244	84	237	70	1,416	469	1,885
Taxation	FT	102	112	83	93	25	17	13	37	223	259	482
Textile Technology	FT	40	15	42	17	0	0	0	0	82	32	114
Urban and Regional Planning	FT	445	227	437	164	324	121	376	152	1,582	664	2,246
Welding & Fabrication Engineering Technology	FT	94	1	76	3	2	0	2	0	174	4	178
Wild Life Management Technology	FT	25		39	1	0	0	0	0	64	1	65
<b>Total</b>		<b>28703</b>	<b>21511</b>	<b>26709</b>	<b>19869</b>	<b>18585</b>	<b>16949</b>	<b>17080</b>	<b>15068</b>	<b>91,077</b>	<b>73,397</b>	<b>164,474</b>

**Table 5. 51: Polytechnic Part - Time Enrolments by Program , Level and Gender**

Program		ND1		ND2		HND1		HND2		Total		
		Male	Female	Male	Female	Male	Female	Male	Female	Male	Female	Total
Accountancy	PT	287	326	234	374	71	62	89	117	681	879	1,560
Agricultural Engineering (Farm Power Machine)	PT	0	0	0	0	8	1	11	1	19	2	21
Agricultural Engineering Technology	PT	18	6	13	12	0	0	0	0	31	18	49
Agricultural Technology (General Agriculture)	PT	6	0	6	0	0	0	0	0	12	-	12
Animal Health & Production Tech.	PT	24	13	15	3	0	0	0	0	39	16	55
Architectural Technology	PT	30	2	53	8	17	3	17	3	117	16	133
Art and Industrial Design	PT	5	2	8	2	0	0	0	0	13	4	17
Banking and Finance	PT	111	138	114	192	10	10	8	5	243	345	588
Building Technology	PT	42	2	50	0	32	3	44	2	168	7	175
Business Administration & Management	PT	565	550	501	661	110	93	171	267	1,347	1,571	2,918
Chemical Engineering Technology	PT	2	0	0	0	0	0	0	0	2	-	2
Civil Engineering Technology	PT	213	44	267	45	134	7	95	9	709	105	814
Computer Engineering Technology	PT	136	28	172	49	21	9	21	10	350	96	446
Computer Science	PT	538	194	363	171	150	63	170	79	1,221	507	1,728
Computer Studies	PT	18	11	19	6	6	2	5	3	48	22	70
Cooperative Economics & Management	PT	27	11	26	14	0	0	0	0	53	25	78
Electrical/Electronics (Electronics & Telecoms)	PT	43	4	31	4	22	1	16	1	112	10	122
Electrical/Electronics Engineering	PT	339	24	264	23	33	2	9	0	645	49	694
Electrical/Electronics(Power Option)	PT	0	0	0	0	55	0	43	0	98	-	98
Estate Management	PT	41	44	86	100	32	14	45	14	204	172	376
Fashion Design & Clothing Tech	PT	6	14	26	50	0	0	0	0	32	64	96
Food Technology	PT	11	20	25	65	3	6	3	7	42	98	140
Geological Technology	PT	0	0	0	0	79	20	16	59	95	79	174
Home & Rural Economics	PT	0	0	3	5	0	0		5	3	10	13
Horticulture & Landscape Tech	PT	6	7	13	24	0	0	0	0	19	31	50
Hospitality Management	PT	12	86	13	40	0	0	0	0	25	126	151
Industrial Safety & Environmental Engineering Tech	PT	4	3	12	7	0	0	0	0	16	10	26
Insurance	PT	45	57	43	29	0	0		2	88	88	176
Leisure & Tourism Management	PT	4	13	17	26	0	0	0	0	21	39	60
Library & Information Science	PT	97	109	82	4	10	16	11	21	200	150	350

Maritime Transport & Business Studies	PT	4	1	4		0	0	0	0	8	1	9
Marketing	PT	118	120	102	141	52	69	23	42	295	372	667
Mass Communication	PT	173	263	122	311	39	58	75	211	409	843	1,252
Mechanical Engineering Technology	PT	225	21	250	16	18	0	31	1	524	38	562
Nutrition and Dietetics	PT	17	115	26	132	0	0	0	0	43	247	290
Office Technology & Management	PT	141	157	169	275	58	104	79	107	447	643	1,090
Petroleum Marketing & Business Studies	PT		1	2	2	0	0	0	0	2	3	5
Pharmaceutical Technology	PT	19	26	16	28	7	20	8	22	50	96	146
Public Administration	PT	230	180	348	425	74	50	74	86	726	741	1,467
Quantity Survey	PT	17	22	37	47	0	0	0	0	54	69	123
Science Laboratory Tech (Biochemistry)	PT	0	0	0	0	4	7	4	7	8	14	22
Science Laboratory Tech (Chemistry)	PT	0	0	0	0		2		2	-	4	4
Science Laboratory Technology	PT	234	599	218	669	6	18	22	94	480	1,380	1,860
Science Laboratory Technology (Microbiology)	PT	0	0	0	0	13	28	17	32	30	60	90
Science Laboratory Technology(Physics/Electronics)	PT	0	0	0	0	2	1	1	2	3	3	6
Security Management & Technology	PT	3		12	1	0	0	0	0	15	1	16
Statistics	PT	10	17	28	75	5	4	6	2	49	98	147
Surveying & Geo-Informatics	PT	46	28	42	43	0	0	0	0	88	71	159
Taxation	PT	42	54	30	25	0	0	0	0	72	79	151
Urban and Regional Planning	PT	9	1	9	1	15	3	14	3	47	8	55
Welding & Fabrication Engineering Technology	PT	0	0	1	0	0	0	0	0	1	-	1
Total		3918	3313	3872	4105	1086	676	1128	1216	10,004	9,310	19,314

**Table 5. 52: Monotechnic FULL - Time Enrolments by Program , Level and Gender**

Program	Mode	ND1		ND2		HND1		HND2		Total		
		Male	Female	Male	Female	Male	Female	Male	Female	Male	Female	Total
Accountancy	FT	30	35	39	63	0	0	0	0	69	98	167
Agric & Bio-Env Engr. Tech.(Soil & Water)	FT	0	0	0	0	0	1	1	3	1	4	5
Agricultural Bio-Environmental Engineering	FT	24	9	40	4	0	0	0	0	64	13	77
Agricultural Engineering (Farm Power Machine)	FT	0	0	0	0	12	0	7	0	19	-	19
Agricultural Engineering Technology	FT	15	5	16	20	0	0	0	0	31	25	56
Agricultural Extension & Management	FT	0	0	0	0	55	34	71	41	126	75	201
Agricultural Technology ( Agricultural Farm Mgt)	FT	0	0	0	0	7	3	7	4	14	7	21
Agricultural Technology (General Agriculture)	FT	65	42	94	60	0	0	0	0	159	102	261
Agricultural Technology (Post Harvest)	FT	0	0	0	0	16	6	19	5	35	11	46
Animal Health & Production Tech.	FT	130	69	171	128	0	0	0	0	301	197	498
Animal Health Technology	FT	0	0	0	0	53	25	48	37	101	62	163
Animal Production Technology	FT	0	0	0	0	139	109	122	110	261	219	480
Business Administration & Management	FT	35	41	33	37	0	0	0	0	68	78	146
Computer Engineering Technology	FT	30	0	31	1	0	0	0	0	61	1	62
Computer Science	FT	67	21	67	28	25	11	20	20	179	80	259
Cooperative Economics & Management	FT	10	9	0	0	0	0	0	0	10	9	19
Crop Production Technology	FT	0	0	0	0	10	8	23	16	33	24	57
Fisheries Technology	FT	24	23	51	21	21	10	17	9	113	63	176
Forestry Technology	FT	4	3	9	0	0	0	1	1	14	4	18
Home & Rural Economics	FT	4	33	3	55	8	41	12	45	27	174	201
Horticulture & Landscape Tech	FT	3	2	23	7	11	6	4	6	41	21	62
Library & Information Science	FT	10	10	15	19	0	0	0	0	25	29	54
Mechanical Engineering Technology	FT	30	0	38	1	13	3	18	2	99	6	105

Office Technology & Management	FT	3	8	8	15	0	0	0	0	11	23	34
Pest Management Technology	FT	0	0	0	0	2	3	11	6	13	9	22
Public Administration	FT	43	32	34	42	0	0	0	0	77	74	151
Science Laboratory Tech (Chemistry)	FT	0	0	0	0	1	4	2	10	3	14	17
Science Laboratory Technology	FT	37	62	27	50	0	0	0	0	64	112	176
Science Laboratory Technology (Microbiology)	FT	0	0	0	0	28	32	24	50	52	82	134
Soil Science & Technology	FT	0	0	0	0	1	1	2	2	3	3	6
Statistics	FT	1	1	4	2	0	0	0	0	5	3	8
Community Health	FT	27	49	24	48	25	46	24	44	100	187	287
Computer Science	FT	8	2	6	3	3	1	2	1	19	7	26
Environmental Health Technology	FT	24	53	21	51	18	47	17	52	80	203	283
Health Information Management	FT	31	127	35	126	28	119	20	117	114	489	603
Medical Imaging Technology	FT	0	0	21	39	15	41	11	40	47	120	167
Public Administration	FT	0	0	0	0	15	36	14	35	29	71	100
Statistics	FT	5	2	4	2	1	2	2	1	12	7	19
<b>Total</b>		<b>660</b>	<b>638</b>	<b>814</b>	<b>822</b>	<b>507</b>	<b>589</b>	<b>499</b>	<b>657</b>	<b>2,480</b>	<b>2,706</b>	<b>5,186</b>

**Table 5. 53: Monotechnic Part - Time Enrolments by Program , Level and Gender**

Program	Mode	ND1		ND2		HND1		HND2		Total		
		Male	Female	Male	Female	Male	Female	Male	Female	Male	Female	Total
Accountancy	PT	5	11	13	25	0	0	0	0	18	36	54
Agricultural Bio- Environmental Engineering	PT	4	1	5	2	0	0	0	0	9	3	12
Agricultural Engineering (Farm Power Machine)	PT	0	0	0	0	0	0	3	0	3	-	3
Agricultural Extension & Management	PT	0	0	0	0	0	0	3	0	3	-	3
Agricultural Technology (General Agriculture)	PT	9	3	10	3	0	0	0	0	19	6	25
Animal Health & Production Tech.	PT	24	10	37	18	0	0	0	0	61	28	89
Animal Health Technology	PT	0	0	0	0	0	1	0	0	-	1	1
Animal Production Technology	PT	0	0	0	0	1	0	0	0	1	-	1
Business Administration & Management	PT	23	25	45	38	0	0	0	0	68	63	131
Computer Engineering Technology	PT	6	0	11	3	0	0	0	0	17	3	20
Computer Science	PT	17	3	20	7	0	0	0	0	37	10	47
Fisheries Technology	PT	1	1	1	0	0	0	0	1	2	2	4
Forestry Technology	PT	1	0	1	0	0	0	0	0	2	-	2
Home & Rural Economics	PT	2	10	4	30	0	0	2	3	8	43	51
Library & Information Science	PT	7	4	6	7	0	0	0	0	13	11	24
Mechanical Engineering Technology	PT	12	0	20	0	0	0	0	0	32	-	32
Office Technology & Management	PT	3	1	7	5	0	0	0	0	10	6	16
Public Administration	PT	38	29	30	10	0	0	0	0	68	39	107
Science Laboratory Technology	PT	10	34	14	40	0	0	0	0	24	74	98
Science Laboratory Technology (Microbiology)	PT	0	0	0	0	0	0	1	2	1	2	3
<b>Total</b>		<b>162</b>	<b>132</b>	<b>224</b>	<b>188</b>	<b>1</b>	<b>1</b>	<b>9</b>	<b>6</b>	<b>396</b>	<b>327</b>	<b>723</b>



**Table 5. 54: Pecial Institute FULL - Time Enrolments by Program , Level and Gender**

Program	Pre-ND		ND1		ND2		HND1		HND2	
	M	F	M	F	M	F	M	F	M	F
Business Administration & Management			4	4	13	14				
Computer Science			20	6	0	0				
Office Technology & Management			1	2	0	0				
Public Administration			20	25	41	58				

**Table 5. 55: Federal Polytechnic FULL - Time Out-Turn by Institution , Level and Gender**

State	Institution	ND		HND		Total		
		M	F	M	F	M	F	Total
Ebonyi	Akanu Ibiam Federal Polytechnic, Unwana-Afikpo	839	512	709	440	1,548	952	2,500
Edo	Auchi Polytechnic, Auchi	7330	8673	4490	5933	11,820	14,606	26,426
Rivers	Federal Polytechnic of Oil and Gas, Bony	31	26	0	0	31	26	57
Ekiti	Federal Polytechnic, Ado Ekiti	1021	853	803	592	1,824	1,445	3,269
Taraba	Federal Polytechnic, Bali	636	253	51	15	687	268	955
Yobe	Federal Polytechnic, Damaturu	322	98	167	86	489	184	673
Ogun	Federal Polytechnic, Ilaro	788	844	883	1173	1,671	2,017	3,688
Adamawa	Federal Polytechnic, Mubi	569	268	164	85	733	353	1,086
Nasarawa	Federal Polytechnic, Nassarawa	845	646	547	425	1,392	1,071	2,463
Anambra	Federal Polytechnic, Oko	1799	2310	1428	2130	3,227	4,440	7,667
Total		14180	14483	9242	10879	23,422	25,362	48,784

**Table 5. 56: Federal Polytechnic Part - Time Out-Turn by Institution , Level and Gender**

State	Institution	ND		HND		Total		
		M	F	M	F	M	F	Total
Ogun	Federal Polytechnic, Ilaro	489	614	0	0	489	614	1,103
Nasarawa	Federal Polytechnic, Nassarawa	431	181	306	130	737	311	1,048
Anambra	Federal Polytechnic, Oko	321	306	97	237	418	543	961

**Table 5. 57: State Polytechnic FULL - Time Out-Turn by Institution , Level and Gender**

State	Institution	ND		HND		Total		
		M	F	M	M	F	M	Total
Abia	Abia State Polytechnic, Aba	447	348	365	497	812	845	1,657
Oyo	Adeseun Ogundoyin Polytechnic (formerly Ibarapa Polytechnic), Eruwa	319	236	80	90	399	326	725
Akwa Ibom	Akwa Ibom State Polytechnic, Ikot Osurua	2060	2144	930	1152	2,990	3,296	6,286
Jigawa	Binyaminu Usman College of Agriculture, Hadejia	1279	471	48	7	1,327	478	1,805
Ogun	D.S. Adegbenro ICT Polytechnic, Itori-Ewekoro,	567	551	202	332	769	883	1,652
Delta	Delta State School of Marine Technology, Burutu	157	25	0	0	157	25	182
Edo	Edo State Institute of Technology and Management, Usen	253	269	67	31	320	300	620
Jigawa	Jigawa State Polytechnic, Dutse	756	107	246	97	1,002	204	1,206
Kano	Kano State Polytechnic, Kano	1671	1171	885	647	2,556	1,818	4,374
Yobe	Mai Idris Aloomaa Polytechnic, Geidam	158	44	0	0	158	44	202
Ogun	Moshood Abiola Polytechnic, Abeokuta	668	635	456	430	1,124	1,065	2,189
Nasarawa	Nasarawa State Polytechnic, Lafia	777	396	262	138	1,039	534	1,573
Kaduna	Nuhu Bamali Polytechnic, Zaria	399	153	296	183	695	336	1,031
Ogun	Ogun State Institute of Technology, Igbesa	391	242	140	80	531	322	853
Oyo	Oke-Ogun Polytechnic, Shaki	443	382	534	650	977	1,032	2,009
Osun	Osun State College of Technology, Esa-Oke	1101	759	985	419	2,086	1,178	3,264
Borno	Ramat Polytechnic, Maiduguri	634	348	312	155	946	503	1,449
Rivers	Rivers State College of Arts and Science, Port Harcourt	50	74	11	12	61	86	147
Ondo	Rufus Giwa Polytechnic, Owo	171	23	154	19	325	42	367
Total		12301	8378	5973	4939	18,274	13,317	31,591

**Table 5. 58: State Polytechnic Part - Time Out-Turn by Institution , Level and Gender**

State	Institution	ND		HND		Total		
		M	F	M	F	M	F	Total
Ogun	D.S. Adegbenro ICT Polytechnic, Itori-Ewekoro,	26	12	4	7	30	19	49
Edo	Edo State Institute of Technology and Management, Usen	98	72	11	4	109	76	185
Ogun	Moshood Abiola Polytechnic, Abeokuta	336	290	221	215	557	505	1,062
Ogun	Ogun State Institute of Technology, Igbesa	70	21	15	5	85	26	111
Rivers	Rivers State College of Arts and Science, Port Harcourt	97	79	8	4	105	83	188
Total		627	474	259	235	886	709	1,595

**Table 5. 59: Private Polytechnic FULL - Time Out-Turn by Institution , Level and Gender**

State	Institution	ND2		HND1		Total		
		M	F	M	F	M	F	Total
Ogun	Allover Central Polytechnic, Otta	42	31	15	21	57	52	109
Abia	Covenant Polytechnic, Aba	47	62	33	15	80	77	157
Akwa Ibom	Heritage Polytechnic, Ikot Udota, Eket	387	415	555	530	942	945	1,887
Oyo	Ibadan City Polytechnic, Dugbe	170	194	93	102	263	296	559
Osun	Igbajo Polytechnic, Igbajo	40	57	82	100	122	157	279
Lagos	Lagos City Polytechnic, Ikeja	16	19	19	18	35	37	72
Ogun	Landmark Polytechnic, Ayetoro	40	33	0	0	40	33	73
Kwara	Saf Polytechnic, Iseyin	37	51	0	0	37	51	88
Abia	Templegate Polytechnic, Aba	346	245	330	245	676	490	1,166
Oyo	Tower Polytechnic, Ibadan	38	33	0	0	38	33	71
Akwa Ibom	Trinity Polytechnic, Uyo	387	337	0	0	387	337	724
Akwa Ibom	Uyo City Polytechnic, Uyo	494	487	0	0	494	487	981
Total		2044	1964	1127	1031	3,171	2,995	6,166

**Table 5. 60: Private Polytechnic Part - Time Out-Turn by Institution , Level and Gender**

State	Institution	ND2		HND1		Total		
		M	F	M	F	M	F	Total
Lagos	Lagos City Polytechnic, Ikeja	35	29	15	5	50	34	84
Ogun	Landmark Polytechnic, Ayetoro	5	5	0	0	5	5	10
Oyo	Tower Polytechnic, Ibadan	7	4	0	0	7	4	11
Total		47	38	15	5	62	43	105

**Table 5. 61: Federal Monotechnic FULL - Time Out-Turn by Institution , Level and Gender**

Institution	ND		HND	
	M	F	M	F
UCH School of Health Information Management, Ibadan	18	55	9	80
Federal College of Agriculture, Akure	48	42	52	35

**Table 5. 62: State Monotechnic FULL - Time Out-Turn by Institution , Level and Gender**

Institution	ND		HND	
	Male	Female	Male	Female
College of Agriculture, Lafia	270	129	147	107
Abia State College of Health Sciences and Management Technology	67	96	64	158

**Table 5. 63: Fedral Polytechnic Teaching Staff by Institution , Qaulification and Gender**

Institution	HND		Bachelors		Masters		PHD		Total	
	M	F	M	F	M	F	M	F	M	F
Auchi Polytechnic, Auchi	193	80	218	79	338	90	60	16	809	265
Federal Polytechnic, Nassarawa	124	29	170	59	210	42	38	9	542	139
Federal Polytechnic, Ado Ekiti	42	9	85	30	159	51	59	13	345	103
Federal Polytechnic, Damaturu	39	3	102	13	74	6	23	3	238	25
Federal Polytechnic, Ile-Oluji	76	20	90	27	166	55	58	12	391	114
Akanu Ibiam Federal Polytechnic, Unwana-Afikpo	148	33	128	54	171	34	24	8	471	129
Federal Polytechnic, Daura	5		70	3	17	1	2		94	4
Federal Polytechnic, Ukana	7	1	20	11	9	1	1	1	37	14
Federal Polytechnic, Ilaro	65	27	87	52	163	57	39	10	354	146
Federal Polytechnic, Mubi	208	56	407	81	203	39	20	4	838	180
ederal Polytechnic of Oil and Gas, Bony	5	2	24	3	33	5	9	1	71	11
Federal Polytechnic, Idah	39	16	77	17	104	28	54	19	274	80
Federal Polytechnic, Bali	72	18	142	45	55	8	4	1	273	72

**Table 5. 64: State Polytechnic Teaching Staff by Institution , Qaulification and Gender**

Institution	HND		Bachelors		Masters		PHD		Total	
	M	F	M	F	M	F	M	F	M	F
Bayelsa State College of Arts and Science, Elebele	1		2		6	2	4		13	2
Delta State School of Marine Technology, Burutu	0	0	11	5	26	7	2	0	39	12
Ramat Polytechnic, Maiduguri	45	26	80	35	127	29	14	5	266	95
Nasarawa State Polytechnic, Lafia	46	9	39	18	95	14	9	1	189	42
Ogun State Institute of Technology, Igbesa	48	8	61	26	104	33	12		225	67
Mai Idris Alooma Polytechnic, Geidam	40	1	49		44		3		136	1
Jigawa State Polytechnic, Dutse	12		67	11	47	2	8		134	13
D.S. Adegbenro ICT Polytechnic, Itori-Ewekoro	5	1	14	1	49	9	2	1	70	12
Rivers State College of Arts and Science, Port Harcourt	6		7	6	11		13		37	6
Kano State Polytechnic, Kano	75	9	88	27	126	29	32	7	321	72
Oke-Ogun Polytechnic, Shaki T	43	10	36	7	102	19	16	5	197	41
Ekiti State Polytechnic, Isan Ekiti	9	1	5	2	6	6	19		39	9
Akwa Ibom State Polytechnic, Ikot Osurua	62	20	85	49	64	21	20	2	231	92
Kogi State Polytechnic, Lokoja	67	17	84	25	116	35	24	9	291	86
Abia State Polytechnic, Aba	55	19	24	9	97	45	45	16	221	89
Anambra State Polytechnic, Mgbakwu	1	1	8	5	12	10	2	4	23	20
Adeseun Ogundoyin Polytechnic (formerly Ibarapa Polytechnic), Eruwa	62	8	48	11	90	24	18	1	218	44
Osun State College of Technology, Esa-Oke	8	1	14	3	78	23	11	4	111	31
Abraham Adesanya Polytechnic, Ijebu Igbo	17		23	8	31	13	4	2	75	23
Moshood Abiola Polytechnic, Abeokuta	24	9	22	17	104	49	52	13	202	88
Ken Saro-Wiwa Polytechnic, Bori	31	11	37	9	137	32	81	14	286	66
Lagos State Polytechnic, Ikorodu	26	18	26	9	178	47	45	8	275	82
Binyaminu Usman College of Agriculture, Hadejia	15	0	48	2	27	1	3	0	93	3
Rufus Giwa Polytechnic, Owo	6	2	23	7	39	6	12	8	80	23

**Table 5. 65: Private Polytechnic Teaching Staff by Institution , Qaulification and Gender**

Institution	HND		Bachelors		Masters		PHD		Total	
	M	F	M	F	M	F	M	F	M	F
Saf Polytechnic, Iseyin	9	1	10	2	23	9	6		48	12
Allover Central Polytechnic, Otta	9		9	4	11	2		2	29	8
Lagos City Polytechnic, Ikeja	0	0	0	0	51	11	2	1	53	12
Uyo City Polytechnic, Uyo	50	19	23	19	44	35	29	19	146	92
The Polytechnic, Ile-ife	16	1	2	2	23	8	0	0	41	11
Tower Polytechnic, Ibadan	6		9	3	8	3	1		24	6
The Polytechnic, Imesi-Ile	5	4	10	6	7	3	2	1	24	14
Trinity Polytechnic, Uyo	0	0	48		7		0	0	55	0
Grundtvig Polytechnic, Oba	14	1	0	0	17	2	2	2	33	5
Templegate Polytechnic, Aba	64	11	82	33	75	16	20	6	241	66
Covenant Polytechnic, Aba	0	0	1		106	28	2	1	109	29
Valley View Polytechnic, Ohafia	6		9	1	11	2	0	0	26	3
Ronik Polytechnic, Lagos	6	1	6	3	13		0	0	25	4
Landmark Polytechnic, Ayetoro	4		13	3	20	2	2		39	5
Heritage Polytechnic, Ikot Udota, Eket	99	24	38	19	94	45	47	21	278	109
Ibadan City Polytechnic, Dugbe	54	8	41	16	65	53	10	3	170	80

**Table 5. 66: Fedral Monotechnic Teaching Staff by Institution , Qaulification and Gender**

Institution	HND		Bachelors		Masters		PHD		Total	
	M	F	M	F	M	F	M	F	M	F
UCH School of Health Information Management, Ibadan	4	4	13	12	11	9	2	2	30	27
LUTH School of Health and Management Information, Idi Araba	0	0	2	1	9	4	3	0	14	5

**Table 5. 67: State Monotechnic Teaching Staff by Institution , Qaulification and Gender**

Institution	HND		Bachelors		Masters		PHD		Total	
	M	F	M	F	M	F	M	F	M	F
College of Agriculture, Lafia	67	30	91	29	39	12	18	1	215	72
Oyo State College of Agriculture, Igbo-Ora	35	12	38	14	85	31	20	8	178	65
Abia State College of Health Sciences and Management Technology	38	31	46	54	63	57	6	2	153	144
Anambra State College of Health Technology, Obosi	6	23	35	11	12	20		2	53	56

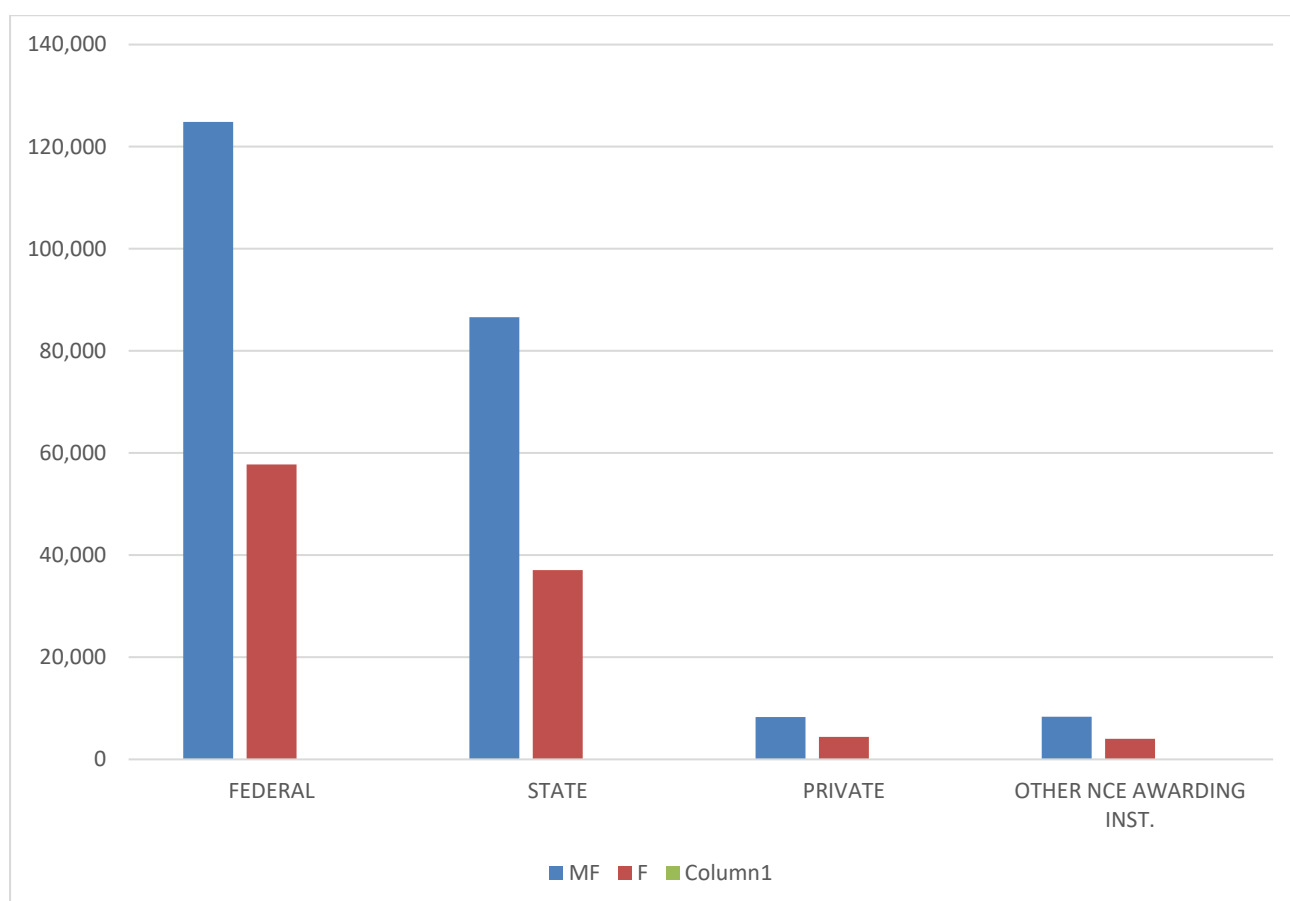
## 5.3 COLLEGES OF EDUCATION

### 5.3.1 Summary of Enrolment in Colleges of Education by Sex

The total national enrolment in Federal, State and Private Colleges of Education by Year and Sex: 2020/2021 is summarized on table 5.3 and represented graphically by fig. 5.3

**Table 5. 68: Summary of Enrolment in Colleges of Education by Sex**

OWNERSHIP/YEAR	2020/2021	
	Male	Female
FEDERAL	124,832	57,750
STATE	86,594	37,088
PRIVATE	8,306	4,426
OTHER NCE AWARDING INSTITUTION	8,376	4,034
TOTAL	228,108	103,298



**Figure 5. 6: National Enrolment in Colleges of Education Ownership and Sex.**

**Table 5. 69: Federal Colleges of Education Enrolment by Institution, Level and Sex: 2020/2021**

S/NO	COLLEGE	NCE I		NCE II		NCE III		TOTAL	
		MF	F	MF	F	MF	F	MF	F
1	FCE ABEOKUTA	1,750	1,253	2,237	1,546	2,166	1,523	6,153	4,322
2	FCE (T) AKOKA	577	400	872	582	729	505	2,178	1,487
3	FCE (T) ASABA	86	74	204	162	231		521	236
4	FCE (T) BICHI	1,727	519	1,398	432	5,443	1,432	8,568	2,383
5	FCE EHA-AMUFU							-	-
6	FCE (T) GOMBE	2,595	856	3,466	1,263	2,199	708	8,260	2,827
7	FCE (T) GUSAU	605	605	864	864	778	778	2,247	2,247
8	FCE KANO	3,362	1,314	5,724	2,231	10,344	4,070	19,430	7,615
9	FCE KATSINA	3,901	1,380	6,447	1,505	5,774	1,453	16,122	4,338
10	FCE KONTAGORA	1,148	497	1,960	779	1,328	547	4,436	1,823
11	FCE OBUDU	992	487	1,030	522	881	418	2,903	1,427
12	FCE OKENE	930	639	851	576	1,115	817	2,896	2,032
13	FCE (T) OMOKU	108	66	85	52	83	48	276	166
14	ADEYEMI COE ONDO	998	668	1,186	826	1,826	1,245	4,010	2,739
15	FCE (SP) OYO	2,245	1,538	2,313	1,619	2,003	1,406	6,561	4,563
16	FCE PANKSHIN	2,266	1,254	3,636	1,784	2,136	1,060	8,038	4,098
17	FCE (T) POTISKUM	1,186	510	2,063	834	2,471	828	5,720	2,172
18	FCE (T) UMUNZE	204	165	415	343	605	510	1,224	1,018
19	FCE YOLA	2,821	1,706	2,011	1,210	1,496	868	6,328	3,784
20	FCE ZARIA	5,220	2,357	6,897	2,889	5,243	1,973	17,360	7,219
21	AICOE OWERRI	576	460	543	426	482	368	1,601	1,254
	<b>TOTAL</b>	<b>33,297</b>	<b>16,748</b>	<b>44,202</b>	<b>20,445</b>	<b>47,333</b>	<b>20,557</b>	<b>124,832</b>	<b>57,750</b>



**Table 5. 70: State Colleges of Education Enrolment by Institution, Level and Sex: 2020/2021**

S/NO	COLLEGE	NCE I		NCE II		NCE III		TOTAL	
		MF	F	MF	F	MF	F	MF	F
1	COE AFAHA-NSIT	-						-	-
2	COE AGBOR							-	-
3	COE AKAMKPA	434	239	670	403	578	349	1,682	991
4	COE AKWANGA	3,875	1,649	7,142	2,857	6,008	2,607	17,025	7,113
5	KSCOE ANKPA							-	-
6	COE ARGUNGU							-	-
7	COE(T) AROCHUKWU							-	-
8	COE AZARE	1,872	635	2,392	649	2,021	637	6,285	1,921
9	UIECEST BAMA							-	-
10	COE BILLIRI	135	98	241	143	346	217	722	458
11	IK COE DUTSIN-MA							-	-
12	COE EKIADOLOR							-	-
13	ESCOE ENUGU	345	299	412	370	233	211	990	880
14	MOCOPED EPE							-	-
15	COE GASHUA							-	-
16	COE GIDAN WAYA							-	-
17	COE GINDIRI	1,163	637	2,090	1,056	3,072	1,533	6,325	3,226
18	COE GUMEL							-	-
19	COE HONG							-	-
20	TASCE IJEBU - OMU	568	355	591	367	663	475	1,822	1,197
21	COE IKERE-EKITI							-	-
22	COE ILA-ORANGUN							-	-
23	COE ILESHA	576	417	674	434	915	691	2,165	1,542
24	ESCOE IKWO							-	-
25	COE ILORIN							-	-
26	COE IGUEBEN							-	-
27	IS COE.T. IHITTE UBOMA							-	-
28	COE (T) KABBA	180	100	219	99	271	139	670	338
29	COE KATSINA-ALA	510	208	956	366	3,403	1,473	4,869	2,047
30	COE KANGERE	1,100	337	1,736	409	1,937	556	4,773	1,302
31	SRCOE KUMBOTSO	4,254	1,296	5,107	1,921	3,395	1,125	12,756	4,342
32	COE (T) LAFIAGI	386	158	670	250	679	262	1,735	670
33	COE LANLATE, OYO STATE							-	-
34	KICOE MAIDUGURI							-	-
35	MOGOLIS MAIDUGURI							-	-
36	COE MARU	575	97	754	117	1,945	286	3,274	500
37	COE MINNA							-	-
38	COPE MOSOGAR							-	-
39	NOCOE NSUGBE	283	255	304	258	376	294	963	807
40	COE OJU	371	173	946	407	629	277	1,946	857
41	COE ORO	466	308	608	404	865	505	1,939	1,217
42	AOCOE OTO-IJANIKIN							-	-
43	KACEPS, KANO							-	-
44	EACOE OYO	1,344	842	1,024	611	877	479	3,245	1,932
45	BSCOE SAGBAMA							-	-
46	SSCOE SOKOTO	1,361	418	2,449	637	3,012	698	6,822	1,753
47	COE WAKA-BIU							-	-
48	COE WARRI	271	204	378	276	351	278	1,000	758
49	COE ZING							-	-
50	FCT COE ZUBA	1,912	1,133	1,970	1,071	1,704	1,033	5,586	3,237
	<b>TOTAL</b>	<b>21,981</b>	<b>9,858</b>	<b>31,333</b>	<b>13,105</b>	<b>33,280</b>	<b>14,125</b>	<b>86,594</b>	<b>37,088</b>

**Table 5. 71: Private Colleges of Education Enrolment by Institution, Level and Sex: 2020/2021**

S/NO	COLLEGE	NCE I		NCE II		NCE III		TOTAL	
		MF	F	MF	F	MF	F	MF	F
1	ROYAL COE, IKEJA	-						-	-
2	PEACOCK COE JALINGO	83	56	99	68	100	66	282	190
3	COE, ILEMONA, OFFA							-	-
4	ISLAMIC COE, POTISKUM							-	-
5	IMAM SAIDU COE FUNTUA							-	-
6	AMEER SHEHU IDRIS ADVANCE COE, KADUNA							-	-
7	SUNNAH COE, BAUCHI							-	-
8	GBOKO COE GBOKO							-	-
9	PIAGET COE ABEOKUTA							-	-
10	ELIZABETH MEMORIAL COE NSUKA							-	-
11	ULI COE, IHALA, ANAMBRA STATE	60	53	15	10	25	17	100	80
12	ABUBAKAR GARBA COE, ZADAGA							-	-
13	ADESINA COE, SHARE	726	294	697	284	796	269	2,219	847
14	LIFE GATE COE, ASA KWARA STATE							-	-
15	MOJE COE, ERINLE							-	-
16	BIGA COE, NASSARAWA							-	-
17	NOSAKHARE COE, BENI	47	33					47	33
18	ST. PAUL COE, NNEWI							-	-
19	DIAMON COE, ABA							-	-
20	UCOE AUKPA ADOKA							-	-
21	YCCOE AYETORO	140	65	89	40	116	65	345	170
22	ST. AUG. COE LAGOS	12	9	12	10	8	7	32	26
23	HAVARD WILSON COE ABA							-	-
24	AFRICAN CHURCH COE AGEGE	4	4	2	2	11	7	17	13
25	ONIT COE ABAGANA	230	163	241	178	255	198	726	539
26	IPERE COE, AGYRAGU	128	44	206	86	245	95	579	225
27	APA COE AIDOGODO							-	-
28	AICOE ANKPA							-	-
29	HILL COE AKWANGA							-	-
30	AGZ CO, BAJOGA							-	-
31	BAYO TIJANI COE EGAN LAGOS							-	-
32	ALL STATES COE ERO							-	-
33	ATCI ENUGU	37	27	54	34	125	87	216	148
34	IOECU COE ENUGU							-	-
35	OSISA TECH ENUGU	40	12	34	19	45	29	119	60
36	ANGEL CROWN COE G/ DAYA	2	2	3	3			5	5
37	CRESTFIELD COE, ERIN OSUN							-	-
38	DELAR COE IBADAN							-	-
39	MUFUTAU LANIHUN COE IBADAN	125	84	143	98	155	102	423	284
40	CORONA COE, LEKKI	5	4	11	9	11	11	27	24
41	BETHEL COE, IJARE, ONDO							-	-
42	STEADY FLOW COE, IKOM							-	-
43	MUHYIDEEN COE ILORIN							-	-
44	EEICOE, OTURKPO							-	-
45	SANAI COE & ENT. STUDIES, GBOKO							-	-
46	COE DARAZO							-	-
47	BILYAMINU OTHMAN COE, DASS							-	-
48	ILORI COE EDE							-	-
49	OSWALD WALLER COE, LIFIDI							-	-
50	MCF COE AGBARHA-OTOR, DELTA STATE	2	2	16	11	30	22	48	35
51	PEACELAND COE, ENUGU	30	27					30	27
52	CORNER STONE COE, LAGOS							-	-
53	KINGSLEY COE ILORIN							-	-
54	NANA AISHAT COE ILORIN	213	108	245	126	295	170	753	404
55	ANSAR-UD-DEEN COE ISOLO	16	7	18	8			34	15
56	ROYAL CITY COE IYESI							-	-
57	TOP MOST COE IKPAJA AGBADO							-	-
58	COE LESSEL, GBOKO							-	-
59	CITY COE MARARABA GURKU							-	-

60	COE MORO							-	-
61	CALVIN F. COE NAKA	139	48	232	80	303	108	674	236
62	COE NSUKKA	70	56	92	84	83	70	245	210
63	ASSANUSIYA COE, ODEOMU	86	51	122	77	51	28	259	156
64	BEST LEGACY COE, OGBOMOSO							-	-
65	OYAMA MCOE OFAT							-	-
66	KWARARAFI COE, OTUKPO	58	32	113	80	40		211	112
67	ASICAS, ZARIA							-	-
68	GLOBAL COE BURUKU							-	-
69	UPLAND COE BADAGRY							-	-
70	ECWA COE IGBAJA							-	-
71	PAN AFRICAN COE IKOM							-	-
72	ECWA COE JOS							-	-
73	AWORI DISTRICT COE SANGO OTTA							-	-
74	MURITADHA COE, OLODO							-	-
75	HAMZAINAB COE, OSHOGBO							-	-
76	YBU COE DAURA							-	-
77	DANYAYA COE, NINGI	107	75	166	118			273	193
78	ST. FRANCIS OF ASSIS COE, ZARIA	36	20					36	20
79	GRAND-PLUS COE, OFFA	606	374					606	374
	<b>TOTAL</b>	<b>3,002</b>	<b>1,650</b>	<b>2,610</b>	<b>1,425</b>	<b>2,694</b>	<b>1,351</b>	<b>8,306</b>	<b>4,426</b>

**Table 5. 72: Other NCE Awarding Institutions Enrolment by Level and Sex: 2020/2021**

S/NO	COLLEGE	NCE I		NCE II		NCE III		TOTAL	
		MF	F	MF	F	MF	F	MF	F
1	BIA&IS BAUCHI	-						-	-
2	JCA&IE GOMBE							-	-
3	KANO STATE COLLEGE OF ARTS, SC.&REM. ST							-	-
4	AMINU KANO CI & LEGAL ST. KANO	1,419	765	1,197	685	894	401	<b>3,510</b>	<b>1,851</b>
5	ANNUR IIE KANO	850	476	801	425	1,311	599	<b>2,962</b>	<b>1,500</b>
6	AD RUFAL CI & LEGAL ST. MISAU	484	182	511	157	235	108	<b>1,230</b>	<b>447</b>
7	JIGAWA STATE COL & IS RINGIM							-	-
8	ATA POLYTECHNIC, BAUCHI							-	-
9	PLATEAU STATE POLY B/LADI							-	-
10	WUF POLY. B/KEBBI	139	48	232	80	303	108	<b>674</b>	<b>236</b>
11	THE POLYTECHNIC, IREE							-	-
12	KADUNA POLYTECHNIC							-	-
13	KANO STATE POLYTECHNIC, KANO							-	-
14	HUK POLY KATSINA							-	-
15	RAMAT POLYTECHNIC							-	-
16	NUHU BAMALI POLY, ZARIA							-	-
17	NASE ILORIN							-	-
	<b>TOTAL</b>	<b>2,892</b>	<b>1,471</b>	<b>2,741</b>	<b>1,347</b>	<b>2,743</b>	<b>1,216</b>	<b>8,376</b>	<b>4,034</b>

**Table 5. 73: Federal Colleges of Education Graduate Output by Institution, School and Sex: 2020/2021**

S/NO	COLLEGE	ARTS AND SOCIAL SCIENCES		LANGUAGES		SCIENCES		VOCATIONAL AND TECHNICAL EDUCATION		EDUCATION		TOTAL	
		MF	F	MF	F	MF	F	MF	F	MF	F	MF	F
1	FCE ABEOKUTA	286	185	225	170	299	226	307	237	361	289	1,478	1,107
2	FCE (T) AKOKA											-	-
3	FCE (T) ASABA	63	54	5		61	51	11	9	55	49	195	163
4	FCE (T) BICHI					728	229	2,470	541	233	54	3,431	824
5	FCE EHA-AMUFU											-	-
6	FCE (T) GOMBE					222	92	41	13	249	120	512	225
7	FCE (T) GUSAU	111	111	151	151	188	188	123	123	143	143	716	716
8	FCE KANO											-	-
9	FCE KATSINA	840	120	479	120	1,666	433	195	82	244	48	3,424	803
10	FCE KONTAGORA	246	84	66	49	287	140	165	93	39	17	803	383
11	FCE OBUDU	281	140	80	59	134	64	73	38	64	41	632	342
12	FCE OKENE	292	220	17	14	242	177	192	129	87	66	830	606
13	FCE (T) OMOKU	39	22	11	9	28	12	68	39	10	8	156	90
14	ADEYEMI COE ONDO											-	-
15	FCE (SP) OYO											-	-
16	FCE PANKSHIN											-	-
17	FCE (T) POTISKUM	189	37	135	2	612	229	337	103	362	151	1,635	522
18	FCE (T) UMUNZE			96	9	123	115	178	144	116	109	513	377
19	FCE YOLA	589	331	293	138	121	48	379	194	218	59	1,600	770
20	FCE ZARIA	972	298	573	216	1,806	710	285	140	264	134	3,900	1,498
21	AICOE OWERRI	169	130	65	61	177	140	13	9	43	32	467	372
	<b>TOTAL</b>	<b>4,077</b>	<b>1,732</b>	<b>2,196</b>	<b>998</b>	<b>6,694</b>	<b>2,854</b>	<b>4,837</b>	<b>1,894</b>	<b>2,488</b>	<b>1,320</b>	<b>20,292</b>	<b>8,798</b>

**Table 5. 74: State Colleges of Education Graduate Output by Institution, School and Sex: 2020/2021**

S/NO	COLLEGE	ARTS AND SOCIAL SCIENCES		LANGUAGES		SCIENCES		VOCATIONAL AND TECHNICAL EDUCATION		EDUCATION		TOTAL	
		MF	F	MF	F	MF	F	MF	F	MF	F	MF	F
1	COE AFAHA-NSIT	-										-	-
2	COE AGBOR											-	-
3	COE AKAMKPA											-	-
4	COE AKWANGA											-	-
5	KSCOE ANKPA											-	-
6	COE ARGUNGU											-	-
7	COE(T) AROCHUKWU											-	-
8	COE AZARE	265	52	79	19	286	63	50	9	36	20	716	163
9	UIECEST BAMA											-	-
10	COE BILLIRI	26	16	7	5	11	7			64	37	108	65
11	IK COE DUTSIN-MA											-	-
12	COE EKIADOLOR											-	-
13	ESCOE ENUGU											-	-
14	MOCOPED EPE											-	-
15	COE GASHUA											-	-
16	COE GIDAN WAYA											-	-
17	COE GINDIRI											-	-
18	COE GUMEL											-	-
19	COE HONG											-	-
20	TASCE IJEBU - OMU	230	126	67	46	90	68	116	73	32	27	535	340
21	COE IKERE-EKITI											-	-
22	COE ILA-ORANGUN											-	-
23	COE ILESHA											-	-
24	ESCOE IKWO											-	-
25	COE ILORIN											-	-
26	COE IGUEBEN											-	-
27	IS COE.T. IHITTE UBOMA											-	-
28	COE (T) KABBA					55	22	75	35			130	57
29	COE KATSINA-ALA											-	-
30	COE KANGERE											-	-
31	SRCOE KUMBOTSO	1,916	905	625	301	856	285			396	154	3,793	1,645
32	COE (T) LAFIAGI					151	50	455	115			606	165
33	COE LANLATE, OYO STATE											-	-
34	KICOE MAIDUGURI											-	-
35	MOGOLIS MAIDUGURI											-	-
36	COE MARU	60	7	32	6	119	22	30	1	130	29	371	65

37	COE MINNA											-	-
38	COPE MOSOGAR											-	-
39	NOCOE NSUGBE	379	317	136	122	196	159	96	79	81	77	<b>888</b>	<b>754</b>
40	COE OJU											-	-
41	COE ORO	212	135	136	89	115	66	142	68	170	101	<b>775</b>	<b>459</b>
42	AOCOE OTO-IJANIKIN											-	-
43	KACEPS, KANO											-	-
44	EACOE OYO	211	122	158	72	238	137	216	98	83	61	<b>906</b>	<b>490</b>
45	BSCOE SAGBAMA											-	-
46	SSCOE SOKOTO											-	-
47	COE WAKA-BIU											-	-
48	COE WARRI	146	70	99	43	97	45	150	81	52	20	<b>544</b>	<b>259</b>
49	COE ZING											-	-
50	FCT COE ZUBA	403	222	134	99	250	150	170	85	439	275	<b>1,396</b>	<b>831</b>
	<b>TOTAL</b>	<b>3,848</b>	<b>1,972</b>	<b>1,473</b>	<b>802</b>	<b>2,464</b>	<b>1,074</b>	<b>1,500</b>	<b>644</b>	<b>1,483</b>	<b>801</b>	<b>10,768</b>	<b>5,293</b>

**Table 5. 75: Private Colleges of Education Graduate Output by Institution, School and Sex: 2020/2021**

S/N O	COLLEGE	ARTS AND SOCIAL SCIENCES		LANGUAGES		SCIENCES		VOCATIONAL AND TECHNICAL EDUCATION		EDUCATION		TOTAL	
		MF	F	MF	F	MF	F	MF	F	MF	F	MF	F
1	COE, ILEMONA, OFFA	0										0	0
2	ROYAL COE, IKEJA											0	0
3	PEACOCK COE JALINGO											0	0
4	ISLAMIC COE, POTISKUM											0	0
5	IMAM SAIDU COE FUNTUA											0	0
6	AMEER SHEHU IDRIS ADVANCE COE, KADUNA											0	0
7	SUNNAH COE, BAUCHI											0	0
8	GBOKO COE GBOKO											0	0
9	PIAGET COE ABEOKUTA											0	0
10	ELIZABETH MEMORIAL COE NSUKA											0	0
11	ULI COE, IHALA, ANAMBRA STATE											0	0
12	ABUBAKAR GARBA COE, ZADAGA											0	0
13	ADESINA COE, SHARE											0	0
14	LIFE GATE COE, ASA KWARA STATE											0	0
15	MOJE COE, ERINLE											0	0
16	BIGA COE, NASSARAWA											0	0
17	DIAMON COE, ABA											0	0
18	UCOE AUKPA ADOKA											0	0
19	YCCOE AYETORO	96	56	102	47	72	37	75	30			345	170
20	ST. AUG. COE LAGOS	2	2	3	3			2	2			7	7
21	HAVARD WILSON COE ABA											0	0
22	AFRICAN CHURCH COE AGEGE	7	4	2	1	2	2					11	7
23	ONIT COE ABAGANA											0	0
24	IPEERE COE, AGYRAGU											0	0
25	APA COE AIDOGODO											0	0
26	AICOE ANKPA											0	0
27	HILL COE AKWANGA											0	0
28	AGZ COE, BAJOGA											0	0
29	BAYO TIJANI COE EGAN LAGOS											0	0
30	ALL STATES COE ERO											0	0
31	ATCI ENUGU	14	11	10	8	8	6			2	1	34	26
32	IOECU COE ENUGU											0	0
33	OSISA TECH ENUGU											0	0
34	ANGEL CROWN COE G/ DAYA			3	3			2	2			5	5



35	CRESTFIELD COE, ERIN OSUN												0	0
36	DELAR COE IBADAN												0	0
37	MUFUTAU LANIHUN COE IBADAN	41	26	46	35	28	16	29	17	1	1	145	95	
38	CORONA COE, LEKKI									2	2	2	2	
39	BETHEL COE, IJARE, ONDO											0	0	
40	STEADY FLOW COE, IKOM											0	0	
41	MUHYIDEEN COE ILORIN											0	0	
42	EEICOE, OTURKPO											0	0	
43	SANAI COE & ENT. STUDIES, GBOKO											0	0	
44	COE DARAZO											0	0	
45	BILIYAMINU OTHMAN COE, DASS											0	0	
46	ILORI COE EDE											0	0	
47	OSWALD WALLER COE, LIFIDI											0	0	
48	MCF COE AGBARHA-OTOR, DELTA STATE	17	14	17	14	10	6					44	34	
49	PEACELAND COE, ENUGU											0	0	
50	CORNER STONE COE, LAGOS											0	0	
51	KINGSLEY COE ILORIN											0	0	
52	NANA AISHAT COE ILORIN	98	46	48	27	70	22	93	30	19	6	328	131	
53	ANSAR-UD-DEEN COE ISOLO											0	0	
54	ROYAL CITY COE IYESI											0	0	
55	TOP MOST COE IKPAJA AGBADO											0	0	
56	COE LESSEL, GBOKO											0	0	
57	CITY COE MARARABA GURKU											0	0	
58	COE MORO											0	0	
59	CALVIN F. COE NAKA	135	35	34	8	19	7	45	15	19	9	252	74	
60	COE NSUKKA											0	0	
61	ASSANUSIYA COE, ODEOMU	19	12	8	2	18	13	4	2	3	3	52	32	
62	BEST LEGACY COE, OGBOMOSO											0	0	
63	OYAMA MCOE OFAT											0	0	
64	KWARARAFI COE, OTUKPO	27	11	12	5	7	2	8	4			54	22	
65	ASICAS, ZARIA											0	0	
66	GLOBAL COE BURUKU											0	0	
67	UPLAND COE BADAGRY											0	0	
68	ECWA COE IGBAJA											0	0	
69	PAN AFRICAN COE IKOM											0	0	
70	ECWA COE JOS											0	0	
71	AWORI DISTRICT COE SANGO OTTA											0	0	
72	MURITADHA COE, OLODO											0	0	
73	HAMZAINAB COE, OSHOGBO											0	0	
	<b>TOTAL</b>	<b>456</b>	<b>217</b>	<b>285</b>	<b>153</b>	<b>234</b>	<b>111</b>	<b>258</b>	<b>102</b>	<b>46</b>	<b>22</b>	<b>1,279</b>	<b>605</b>	

**Table 5. 76: Other NCE Awarding Institutions Graduate Output by Institution, School and Sex: 2020/2021**

S/NO	COLLEGE	ARTS AND SOCIAL SCIENCES		LANGUAGES		SCIENCES		VOCATIONAL AND TECHNICAL EDUCATION		EDUCATION		TOTAL	
		MF	F	MF	F	MF	F	MF	F	MF	F	MF	F
1	NASE ILORIN	0										-	-
2	YBU COE DAURA									345	170	345	170
3	BIA&IS BAUCHI											-	-
4	JCA&IE GOMBE											-	-
5	KANO STATE COLLEGE OF ARTS, SC.&REM. ST											-	-
6	AMINU KANO CI & LEGAL ST. KANO	1041	417	896	422					227	110	2,164	949
7	ANNUR IIE KANO	706	342	559	241	20	10					1,285	593
8	AD RUFAI CI & LEGAL ST. MISAU											-	-
9	JIGAWA STATE COL & IS RINGIM											-	-
10	ATA POLYTECHNIC, BAUCHI											-	-
11	PLATEAU STATE POLY B/LADI											-	-
12	WUF POLY. B/KEBBI							123	78			123	78
13	THE POLYTECHNIC, IREE											-	-
14	KADUNA POLYTECHNIC											-	-
15	KANO STATE POLYTECHNIC, KANO											-	-
16	HUK POLY KATSINA							20	1			20	1
17	RAMAT POLYTECHNIC											-	-
18	NUHU BAMALI POLY, ZARIA											-	-
	<b>TOTAL</b>	<b>1,747</b>	<b>759</b>	<b>1,455</b>	<b>663</b>	<b>20</b>	<b>10</b>	<b>143</b>	<b>79</b>	<b>572</b>	<b>280</b>	<b>3,937</b>	<b>1,791</b>

**Table 5. 77: Federal Colleges of Education Academic Staff Qualification by Institution and Sex: 2020/2021**

S/N	COLLEGE	HND		HND+PGDE		BA/BSC		BA/BSC+PGDE		BA/BED		BED		MA/MSC		MSC/MSC. ED		M.ED		PHD		OTHERS		TOTAL	
		MF	F	MF	F	MF	F	MF	F	MF	F	MF	F	MF	F	MF	F	MF	F	MF	F	MF	F	MF	F
1	FCE ABEOKUTA			97	42	34	21			57	22	26	14	41	20	29	11	24	12					308	142
2	FCE (T) AKOKA																					240	104	240	104
3	FCE (T) ASABA																							0	0
4	FCE (T) BICHI			43	5	87	25			31	9	236	54	61	10	68	14	41	6	33	5			600	128
5	FCE EHA-AMUFU	6	2	2	2	89	32			39	16	43	20	64	30	23	6	64	41	29	8			359	157
6	FCE (T) GOMBE																					444	154	444	154
7	FCE (T) GUSAU	2		9	4	12	6			60	22	29	14	20	2	37	9	41	16	34	2			244	75
8	FCE KANO					96	47			70	32	111	49	74	30	70	27	72	26	67	22			560	233
9	FCE KATSINA			2				129	25			70	8	41	9	55	13	28	10	49	7			374	72
10	FCE KONTAGORA			3		4	2	57	13			22	8	1		107	21	40	14	27	8			261	66
11	FCE OBUDU	3	1	3	2	29	7			40	7	25	7	53	14	36	12	73	22	40	7	21	3	323	82
12	FCE OKENE			4	1	76	26			86	23	50	32	129	33	3	1	58	20	46	12	10	4	462	152
13	FCE (T) OMOKU	1	1	4	2	56	18			38	11	36	22	106	23	28	16	62	26	77	20	11	3	419	142
14	ADEYEMI COE ONDO	1		1		17	5			31	13	13	7	159	49	5	3	74	36	167	54			468	167
15	FCE (SP) OYO	3		4		38	8			58	26	51	18	127	40	2		152	65	68	24			503	181
16	FCE PANKSHIN																					436	141	436	141
17	FCE (T) POTISKUM	2	1	5	2	18	6			51	9	26	6	55	10	23	9	36	3	18	2	15	2	249	50
18	FCE (T) UMUNZE			3		124	48	15		22	18	95	45	18	15	98	62	65	33	14	14			454	235
19	FCE YOLA					141	39			37	10	30	12	43	12	22	7	41	19	25	4	43	15	382	118
20	FCE ZARIA			5	2	144	52			146	73	132	57	152	55	80	23	158	76	96		54	34	967	372
21	AICOE OWERRI	4	2			72	32			52	22	7	4	245	116	22	16	127	74	181	96	32	27	742	389
	<b>TOTAL</b>	<b>22</b>	<b>7</b>	<b>185</b>	<b>62</b>	<b>1037</b>	<b>374</b>	<b>201</b>	<b>38</b>	<b>818</b>	<b>313</b>	<b>1,002</b>	<b>377</b>	<b>1,389</b>	<b>468</b>	<b>708</b>	<b>250</b>	<b>1,156</b>	<b>499</b>	<b>971</b>	<b>285</b>	<b>1,306</b>	<b>487</b>	<b>8,795</b>	<b>3,160</b>

**Table 5. 78: State Colleges of Education Academic Staff Qualification by Institution and Sex: 2020/2021**

S/N	COLLEGE	HND		HND+PGDE		BA/BSC		BA/BSC+PGDE		BA/BED		BED		MA/MSC		MSC/MSC. ED		M.ED		PHD		OTHERS		TOTAL		
		MF	F	MF	F	MF	F	MF	F	MF	F	MF	F	MF	F	MF	F	MF	F	MF	F	MF	F	MF	F	
1	COE AFAHA-NSIT																							0	0	
2	COE AGBOR																							0	0	
3	COE AKAMKPA			5		47	7			4		15	5	45	12	20	7			39	7			175	38	
4	COE AKWANGA	7	3							53	11					121	39			35	6			216	59	
5	COE ANKPA																							0	0	
6	COE ARGUNGU																							0	0	
7	COE(T) AROCHUKWU																							0	0	
8	COE AZARE	5	1	9	5	102	11			93	13	49	10	119	12	25	1	57	15	43	2	49	11	551	81	
9	UIECEST BAMA																							0	0	
10	COE BILLIRI					34	8			27	10	8	6	15		3		15	6	2				104	30	
11	IK COE DUTSIN-MA																							0	0	
12	COE EKIADOLOR																							0	0	
13	ESCOE ENUGU			6	3	12	4			12	7	16	10	9	4	4	3	12	8	8	2			79	41	
14	MOCOPEDE EPE																							0	0	
15	COE GASHUA																							0	0	
16	COE GIDAN WAYA																							0	0	
17	COE GINDIRI	8	3	1		30	4			42	12	16	6	39	5	11	1	30	13	12	4			189	48	
18	COE GUMEL																							0	0	
19	COE HONG																							0	0	
20	TASCE IJEBU - OMU			1		25	6			8	4	37	10	54	16	22	11	29	12					176	59	
21	COE IKERE-EKITI																							0	0	
22	COE ILA-ORANGUN																							0	0	
23	COE ILESHA																							0	0	
24	ESCOE IKWO																							0	0	
25	COE ILORIN																							0	0	
26	COE IGUEBEN																							0	0	
27	COE (T) KABBA					32	9			17	2	10	2	12	3	1	1	9	2	2				83	19	
28	COE KATSINA-ALA																						273	60	273	60
29	COE KANGERE					5				51	10	54	8	16	4	12	3	9	4	4	1			151	30	
30	SRCOE KUMBOTSO	13	4	16	4	146	52			90	27	27	11	95	32	114	24	72	26	39	7	16	4	628	191	
31	COE (T) LAFIAGI	1		1						22	1	5		11	1	17		24	3	11	3	7		99	8	
32	COE LANLATE, OYO STATE																							0	0	
33	KICOE MAIDUGURI																							0	0	
34	MOGOLIS MAIDUGURI																							0	0	
35	COE MARU									107	3	28	3	19	1	61	5			19	1			234	13	
36	COE MINNA																							0	0	



**Table 5. 79: Private Colleges of Education Academic Staff Qualification by Institution and Sex: 2020/2021**

S/N	COLLEGE	HND		HND+PGDE		BA/BSC		BA/BSC+PGDE		BA/BED		BED		MA/MSC		MSC/MSC. ED		M.ED		PHD		OTHERS		TOTAL	
		MF	F	MF	F	MF	F	MF	F	MF	F	MF	F	MF	F	MF	F	MF	F	MF	F	MF	F	MF	F
1	COE, ILEMONA, OFFA																							0	0
2	ROYAL COE, IKEJA																							0	0
3	PEACOCK COE JALINGO																							0	0
4	GBOKO COE GBOKO																							0	0
5	PIAGET COE ABEOKUTA																							0	0
6	ELIZABETH MEMORIAL COE NSUKA																							0	0
7	ULI, COE, IHALA									16	7	15	7	11	7	9	5	11	5	2	1			64	32
8	ABUBAKAR GARBA COE, ZADAGA																							0	0
9	ADESINA COE, SHARE																					40	4	40	4
10	LIFE GATE COE, ASA KWARA STATE																							0	0
11	MOJE COE, ERINLE																							0	0
12	GRAND-PLUS COE, OFFA	2		4	1	14	5			9	3			13	3	7	1	1	1	5	1	1		56	15
13	ST. PAUL COE, NNEWI																					71	25	71	25
14	NOSAKHARE COE, BENIN																					18	6	18	6
15	ST. FRANCIS OF ASSIS COE ZARIA																					41	21	41	21
16	BIGA COE, NASSARAWA																							0	0
17	ISLAMIC COE, POTISKUM																							0	0
18	IMAM SAIDU COE FUNTUA																							0	0
19	AMEER SHEHU IDRIS ADVANCE COE, KADUNA																							0	0
20	SUNNAH COE, BAUCHI																							0	0
21	DIAMON COE, ABA																							0	0
22	UCOE AUKPA ADOKA																							0	0
23	YCCOE AYETORO					6	4			12	8	4	4			4	2	9	4	5	5			40	27
24	ST. AUG. COE LAGOS			1						6	2	7	3	5	2	5	2	5	3	4	3			33	15
25	HAVARD WILSON COE ABA																							0	0
26	AFRICAN CHURCH COE AGEGE			2						16	2			14	7	7	4	5	2	1				45	15

27	ONIT COE ABAGANA																				84	32	84	32	
28	IPERE COE, AGYRAGU			12		83	12						2											99	12
29	APA COE AIDOGODO																					79	28	79	28
30	AICOE ANKPA																							0	0
31	HILL COE AKWANGA																							0	0
32	AGZ CO, BAJOGA																							0	0
33	BAYO TIJANI COE EGAN LAGOS																							0	0
34	ALL STATES COE ERO																							0	0
35	ATCI ENUGU																					105	47	105	47
36	IOECU COE ENUGU																							0	0
37	OSISA TECH ENUGU					7	3			2	1	2	1	16	3			6	2	2		2	2	37	12
38	ANGEL CROWN COE G/ DAYA	1				4		18	3	4	2			2										29	5
39	CRESTFIELD COE, ERIN OSUN																							0	0
40	DELAR COE IBADAN																							0	0
41	MUFUTAU LANIHUN COE IBADAN					11	1			1		21	3			5		31	9	1		18	3	88	16
42	CORONA COE, LEKKI																					21	8	21	8
43	BETHEL COE, IJARE, ONDO																							0	0
44	STEADY FLOW COE, IKOM																							0	0
45	MUHYIDEEN COE ILORIN																							0	0
46	EEICOE, OTURKPO																							0	0
47	SANAI COE & ENT. STUDIES, GBOKO																							0	0
48	COE DARAZO																							0	0
49	BILYAMINU OTHMAN COE, DASS																							0	0
50	ILORI COE EDE																							0	0
51	OSWALD WALLER COE, LIFIDI																							0	0
52	MCF COE AGBARHA-OTOR, DELTA STATE																					24	6	24	6
53	PEACELAND COE, ENUGU																							0	0
54	CORNER STONE COE, LAGOS																							0	0
55	KINGSLEY COE ILORIN																							0	0

56	NANA AISHAT COE ILORIN																				49	11	49	11	
57	ANSAR-UD-DEEN COE ISOLO									3					27	2	14	3	3	1	5		52	6	
58	ROYAL CITY COE IYESI																						0	0	
59	TOP MOST COE IKPAJA AGBADO																						0	0	
60	COE LESSEL, GBOKO																						0	0	
61	CITY COE MARARABA GURKU																						0	0	
62	COE MORO																						0	0	
63	CALVIN F. COE NAKA				41	4			9				11	3			6	1	5				72	8	
64	COE NSUKKA										26	14					29	14	15	9			70	37	
65	ASSANUSIYA COE, ODEOMU			1	16	1			9	4	6	3	2	1	18	2	2		3				57	11	
66	BEST LEGACY COE, OGBOMOSO																						0	0	
67	OYAMA MCOE OFAT																						0	0	
68	KWARARAFI COE, OTUKPO			2	10	1			8	1			4										24	2	
69	ASICAS, ZARIA																						0	0	
70	GLOBAL COE BURUKU																						0	0	
71	UPLAND COE BADAGRY																						0	0	
72	ECWA COE IGBAJA																						0	0	
73	PAN AFRICAN COE IKOM																						0	0	
74	ECWA COE JOS																						0	0	
75	AWORI DISTRICT COE SANGO OTTA																						0	0	
76	MURITADHA COE, OLODO																						0	0	
77	HAMZAINAB COE, OSHOGBO																						0	0	
78	YBU COE DAURA																						0	0	
	<b>TOTAL</b>	<b>3</b>	<b>0</b>	<b>22</b>	<b>1</b>	<b>192</b>	<b>31</b>	<b>18</b>	<b>3</b>	<b>92</b>	<b>30</b>	<b>84</b>	<b>35</b>	<b>80</b>	<b>26</b>	<b>82</b>	<b>18</b>	<b>119</b>	<b>44</b>	<b>48</b>	<b>20</b>	<b>558</b>	<b>193</b>	<b>1,298</b>	<b>401</b>



**Table 5. 80: Other NCE Awarding Institutions Academic Staff Qualification by Institution and Sex: 2020/2021**

S/N	COLLEGE	HND		HND+PGD E		BA/BSC		BA/BSC+PGDE		BA/BED		BED		MA/MSC		MSC/MSC. ED		M.ED		PHD		OTHERS		TOTAL	
		MF	F	MF	F	MF	F	MF	F	MF	F	MF	F	MF	F	MF	F	MF	F	MF	F	MF	F	MF	F
1	NASE ILORIN	0	0	0	0	0	0	0	0	0	0	0	0	0	0	0	0	0	0	0	0	0	0	0	0
2	BIA&IS BAUCHI						0																	0	0
3	JCA&IE GOMBE																							0	0
4	KANO STATE COLLEGE OF ARTS, SC.&REM. ST																							0	0
5	AMINU KANO CI & LEGAL ST. KANO					39	4	60	20	41	13	34	10	43	18	41	20	16	1					274	86
6	ANNUR IIE KANO									42	15	33	10	5	1	14	2	29	6	16	3			139	37
7	AD RUFAI CI & LEGAL ST. MISAU																							0	0
8	JIGAWA STATE COL & IS RINGIM																							0	0
9	ATA POLYTECHNIC, BAUCHI																							0	0
10	PLATEAU STATE POLY B/LADI																							0	0
11	WUF POLY. B/KEBBI			6						8	1	12				16	3	4		5	1			51	5
12	THE POLYTECHNIC, IREE																							0	0
13	KADUNA POLYTECHNIC																							0	0
14	KANO STATE POLYTECHNIC, KANO																							0	0
15	HUK POLY KATSINA																							0	0
16	RAMAT POLYTECHNIC																							0	0
17	NUHU BAMALI POLY, ZARIA																							0	0
	<b>TOTAL</b>	<b>0</b>	<b>0</b>	<b>6</b>	<b>0</b>	<b>39</b>	<b>4</b>	<b>60</b>	<b>20</b>	<b>91</b>	<b>29</b>	<b>79</b>	<b>20</b>	<b>48</b>	<b>19</b>	<b>71</b>	<b>25</b>	<b>49</b>	<b>7</b>	<b>21</b>	<b>4</b>	<b>0</b>	<b>0</b>	<b>464</b>	<b>128</b>

**Table 5. 81: Federal Colleges of Education Academic and Non-Academic Staff by Institution and Sex: 2020/2021**

S/N	COLLEGE	ACADEMIC STAFF		SENIOR ADMIN. STAFF		SENIOR TECH/PROFESSIONAL STAFF		JUNIOR STAFF		TOTAL	
		MF	F	MF	F	MF	F	MF	F	MF	F
1	FCE ABEOKUTA	308	142	456	218	20	1	52	23	836	384
2	FCE (T) AKOKA	240	104	249	123	48	9	78	52	615	288
3	FCE (T) ASABA	-	-							-	-
4	FCE (T) BICHI	600	128	94	12	430	56	231	56	1,355	252
5	FCE EHA-AMUFU	359	157	343	158	83	52	88	40	873	407
6	FCE (T) GOMBE	444	154	3	2	65	22	12	1	524	179
7	FCE (T) GUSAU	244	75	105	22	134	20	24	9	507	126
8	FCE KANO	560	233	432	115	31		61	8	1,084	356
9	FCE KATSINA	374	72	164	30	71	10	107	17	716	129
10	FCE KONTAGORA	261	66	233	82	45	1	32	13	571	162
11	FCE OBUDU	323	82	448	189	272	88	86	45	1,129	404
12	FCE OKENE	462	152	333	175	234	72	106	43	1,135	442
13	FCE (T) OMOKU	419	142	530	288	239	100	65	34	1,253	564
14	ADEYEMI COE ONDO	468	167	308	188	291	94	78	39	1,145	488
15	FCE (SP) OYO	503	181	667	280			94	42	1,264	503
16	FCE PANKSHIN	436	141							436	141
17	FCE (T) POTISKUM	249	50	132	51	131	33			512	134
18	FCE (T) UMUNZE	454	235	546	381	39	10	268	133	1,307	759
19	FCE YOLA	382	118	193	52			68	18	643	188
20	FCE ZARIA	967	372	1,081	315	322	69	163	35	2,533	791
21	AICOE OWERRI	742	389	1,577	1,023			83	44	2,402	1,456
	<b>TOTAL</b>	<b>8,795</b>	<b>3,160</b>	<b>7,894</b>	<b>3,704</b>	<b>2,455</b>	<b>637</b>	<b>1,696</b>	<b>652</b>	<b>20,840</b>	<b>8,153</b>

**Table 5. 82: State Colleges of Education Academic and Non-Academic Staff by Institution and Sex: 2020/2021**

S/N	COLLEGE	ACADEMIC STAFF		SENIOR ADMIN. STAFF		SENIOR TECH/PROFESSIONAL. STAFF		JUNIOR STAFF		TOTAL	
		MF	F	MF	F	MF	F	MF	F	MF	F
1	COE AFAHA-NSIT	0	0							0	0
2	COE AGBOR	0	0							0	0
3	COE AKAMKPA	175	38							175	38
4	COE AKWANGA	216	59							216	59
5	KSCOE ANKPA	0	0							0	0
6	COE ARGUNGU	0	0							0	0
7	COE(T) AROCHUKWU	0	0							0	0
8	COE AZARE	551	81	156	11	120	7	132	20	959	119
9	UIECEST BAMA	0	0							0	0
10	COE BILLIRI	104	30	37	11	34	7	225	32	400	80
11	IK COE DUTSIN-MA	0	0							0	0
12	COE EKIADOLOR	0	0							0	0
13	ESCOE ENUGU	79	41	105	64	21		100	57	305	162
14	MOCOPEE EPE	0	0							0	0
15	COE GASHUA	0	0							0	0
16	COE GIDAN WAYA	0	0							0	0
17	COE GINDIRI	189	48	169	55	70	22	128	54	556	179
18	COE GUMEL	0	0							0	0
19	COE HONG	0	0							0	0
20	TASCE IJEBU - OMU	176	59	105	44	8	3	36	15	325	121
21	COE IKERE-EKITI	0	0							0	0
22	COE ILA-ORANGUN	0	0							0	0
23	COE ILESHA	0	0							0	0
24	ESCOE IKWO	0	0							0	0
25	COE ILORIN	0	0							0	0
26	COE IGUEBEN	0	0							0	0
27	COE (T) KABBA	83	19	273	107	31	17	102	56	489	199
28	COE KATSINA-ALA	273	60							273	60
29	COE KANGERE	151	30	45	6	8	1	7		211	37
30	SRCOE KUMBOTSO	628	191	47	11	74	8	181	18	930	228
31	COE (T) LAFIAGI	99	8	75	25	24		94	16	292	49
32	COE LANLATE, OYO STATE	0	0							0	0
33	KICOE MAIDUGURI	0	0							0	0
34	MOGOLIS MAIDUGURI	0	0							0	0
35	COE MARU	234	13	59	2	24	1	84	3	401	19
36	COE MINNA	0	0							0	0
37	COPE MOSOGAR	0	0							0	0
38	NOCOE NSUGBE	275	161	426	324			182	122	883	607
39	COE OJU	0	0							0	0
40	COE ORO	161	32	182	71	3	1	27	14	373	118
41	AOCOE OTO-IJANIKIN	0	0							0	0
42	KACEPS, KANO	0	0							0	0
43	EACOE OYO	283	106	145	73	102	22	215	113	745	314
44	BSCOE SAGBAMA	0	0							0	0
45	IS COE.T. IHITTE UBOMA	0	0							0	0
46	SSCOE SOKOTO	866	238	16	6	10		396	35	1288	279
47	COE WAKA-BIU	0	0							0	0
48	COE WARRI	198	78	322	200	32	20	50	43	602	341
49	COE ZING	0	0							0	0
50	FCT COE ZUBA	212	84	21	8	107	27	43	9	383	128
	<b>TOTAL</b>	<b>4,953</b>	<b>1,376</b>	<b>2,183</b>	<b>1,018</b>	<b>668</b>	<b>136</b>	<b>2,002</b>	<b>607</b>	<b>9,806</b>	<b>3,137</b>

**Table 5. 83: Private Colleges of Education Academic and Non-Academic Staff by Institution and Sex: 2020/2021**

S/N	COLLEGE	ACADEMIC STAFF		SENIOR ADMIN. STAFF		SENIOR TECH/PROFES SIONAL. STAFF		JUNIOR STAFF		TOTAL	
		MF	F	MF	F	MF	F	MF	F	MF	F
1	COE, ILEMONA, OFFA	0	0							0	0
2	ROYAL COE, IKEJA	0	0							0	0
3	PEACOCK COE JALINGO	93	14			16	2	6		115	16
4	GBOKO COE GBOKO	0	0							0	0
5	PIAGET COE ABEOKUTA	0	0							0	0
6	ELIZABETH MEMORIAL COE NSUKA	0	0							0	0
7	ULI COE, IHALA, ANAMBRA STATE	64	32	18	8	23	10	20	10	125	60
8	ABUBAKAR GARBA COE, ZADAGA	0	0							0	0
9	ADESINA COE, SHARE	40	4							40	4
10	LIFE GATE COE, ASA KWARA STATE	0	0							0	0
11	MOJE COE, ERINLE	0	0							0	0
12	GRAND-PLUS COE, OFFA	56	15	2	2	7		28	4	93	21
13	ST PAUL COE, NNEWI	71	25							71	25
14	BIGA COE, NASSARAWA	18	6							18	6
15	ST FRANCIS OF ASSIS, ZARIA	41	21							41	21
16	ISLAMIC COE, POTISKUM	0	0							0	0
17	IMAM SAIDU COE FUNTUA	0	0							0	0
18	AMEER SHEHU IDRIS ADVANCE COE, KADUNA	0	0							0	0
19	SUNNAH COE, BAUCHI	0	0							0	0
20	DIAMON COE, ABA	0	0							0	0
21	UCOE AUKPA ADOKA	0	0							0	0
22	YCCOE AYETORO	40	27	8	6	11	7	3	2	62	42
23	ST. AUG. COE LAGOS	33	15	14	11	2		29	17	78	43
24	HAVARD WILSON COE ABA	0	0							0	0
25	AFRICAN CHURCH COE AGEGE	45	15	5	2			9	4	59	21
26	ONIT COE ABAGANA	84	32							84	32
27	IPERE COE, AGYRAGU	99	12	6	2	13	2	7		125	16
28	APA COE AIDOGODO	79	28							79	28
29	AICOE ANKPA	0	0							0	0
30	HILL COE AKWANGA	0	0							0	0
31	AGZ CO, BAJOGA	0	0							0	0
32	BAYO TIJANI COE EGAN LAGOS	0	0							0	0
33	ALL STATES COE ERO	0	0							0	0
34	ATCI ENUGU	105	47	22	15	14	9	15	8	156	79
35	IOECU COE ENUGU	0	0							0	0
36	OSISA TECH ENUGU	37	12							37	12
37	ANGEL CROWN COE G/ DAYA	29	5	6	2			19	6	54	13
38	CRESTFIELD COE, ERIN OSUN	0	0							0	0
39	DELAR COE IBADAN	0	0							0	0
40	MUFUTAU LANIHUN COE IBADAN	88	16	9	4	3	1	8	3	108	24
41	CORONA COE, LEKKI	21	8	9	6	2	1	6	2	38	17
42	BETHEL COE, IJARE, ONDO	0	0							0	0
43	STEADY FLOW COE, IKOM	0	0							0	0
44	MUHYIDEEN COE ILORIN	0	0							0	0
45	EEICOE, OTURKPO	0	0							0	0
46	SANAI COE & ENT. STUDIES, GBOKO	0	0							0	0
47	COE DARAZO	0	0							0	0
48	BILYAMINU OTHMAN COE, DASS	0	0							0	0
49	ILORI COE EDE	0	0							0	0
50	OSWALD WALLER COE, LIFIDI	0	0							0	0
51	MCF COE AGBARHA-OTOR, DELTA STATE	24	6							24	6
52	PEACELAND COE, ENUGU	0	0							0	0
53	CORNER STONE COE, LAGOS	0	0							0	0

54	KINGSLEY COE ILORIN	0	0							0	0
55	NANA AISHAT COE ILORIN	49	11							49	11
56	ANSAR-UD-DEEN COE ISOLO	52	6	6	5	2		11	4	71	15
57	ROYAL CITY COE IYESI	0	0							0	0
58	TOP MOST COE IKPAJA AGBADO	0	0							0	0
59	COE LESSEL, GBOKO	0	0							0	0
60	CITY COE MARARABA GURKU	0	0							0	0
61	COE MORO	0	0							0	0
62	CALVIN F. COE NAKA	72	8	13	5	5	1	59	14	149	28
63	COE NSUKKA	70	37	12	6	3		38	25	123	68
64	ASSANUSIYA COE, ODEOMU	57	11	7	5	1		7	5	72	21
65	BEST LEGACY COE, OGBOMOSO	0	0							0	0
66	OYAMA MCOE OFAT	0	0							0	0
67	KWARARAFI COE, OTUKPO	24	2			4		4	1	32	3
68	ASICAS, ZARIA	0	0							0	0
69	GLOBAL COE BURUKU	0	0							0	0
70	UPLAND COE BADAGRY	0	0							0	0
71	ECWA COE IGBAJA	0	0							0	0
72	PAN AFRICAN COE IKOM	0	0							0	0
73	ECWA COE JOS	0	0							0	0
74	AWORI DISTRICT COE SANGO OTTA	0	0							0	0
75	MURITADHA COE, OLODO	0	0							0	0
76	YBU COE DAURA	0	0							0	0
77	HAMZAINAB COE, OSHOGBO	0	0							0	0
	<b>TOTAL</b>	<b>1391</b>	<b>415</b>	<b>137</b>	<b>79</b>	<b>106</b>	<b>33</b>	<b>269</b>	<b>105</b>	<b>1903</b>	<b>632</b>

**Table 5. 84: Other NCE Awarding Institutions Academic and Non-Academic Staff by Institution and Sex: 2020/2021**

S/MO	COLLEGE	ACADEMIC STAFF		SENIOR ADMIN. STAFF		SENIOR TECH/PROFESSIONAL STAFF		JUNIOR STAFF		TOTAL	
		MF	F	MF	F	MF	F	MF	F	MF	F
1	NASE ILORIN	0	0							0	0
2	BIA&IS BAUCHI	0	0							0	0
3	JCA&IE GOMBE	0	0							0	0
4	KANO STATE COLLEGE OF ARTS, SC.&REM. ST	0	0							0	0
5	AMINU KANO CI & LEGAL ST. KANO	274	86	117	38	19	4	28		438	128
6	ANNUR IIE KANO	139	37	5		10	2	21	3	175	42
7	AD RUFAI CI & LEGAL ST. MISAU	0	0							0	0
8	JIGAWA STATE COL & IS RINGIM	0	0							0	0
9	ATA POLYTECHNIC, BAUCHI	0	0							0	0
10	PLATEAU STATE POLY B/LADI	0	0							0	0
11	WUF POLY. B/KEBBI	51	5	5	2	2		4	2	62	9
12	THE POLYTECHNIC, IREE	0	0							0	0
13	KADUNA POLYTECHNIC	0	0							0	0
14	KANO STATE POLYTECHNIC, KANO	0	0							0	0
15	HUK POLY KATSINA	0	0							0	0
16	RAMAT POLYTECHNIC	0	0							0	0
17	NUHU BAMALI POLY, ZARIA	0	0							0	0
	<b>TOTAL</b>	<b>464</b>	<b>128</b>	<b>127</b>	<b>40</b>	<b>31</b>	<b>6</b>	<b>53</b>	<b>5</b>	<b>675</b>	<b>179</b>

## 5.4 NATIONAL TEACHERS INSTITUTION (NTI)

Table 5. 85: NCE DLS Enrolment by State, Cycle and Gender 2021/2022

STATE	CYCLE 1			CYCLE 2			CYCLE 3			CYCLE 4			TOTAL		
	M	F	T	M	F	T	M	F	T	M	F	T	M	F	T
Abia	9	97	106	7	70	77	5	108	113	7	80	87	28	355	383
Adamawa	6	19	25	10	40	50	79	86	165	42	78	120	137	223	360
Akwa Ibom	15	68	83	20	74	94	14	61	75	9	63	72	58	266	324
Anambra	10	110	120	7	107	114	6	120	126	22	125	147	45	462	507
Bauchi	15	21	36	0	4	4	1	4	5	2	5	7	18	34	52
Bayelsa	27	60	87	23	49	72	45	46	91	19	25	44	114	180	294
Benue	30	52	82	21	49	70	37	93	130	43	93	136	131	287	418
Borno	0	1	1	3	6	9	16	23	39	12	19	31	31	49	80
Cross River	26	90	116	12	48	60	6	52	58	18	84	102	62	274	336
Delta	8	48	56	8	52	60	13	55	68	6	64	70	35	219	254
Ebonyi	8	7	15	2	13	15	8	20	28	8	36	44	26	76	102
Edo	32	136	168	26	96	122	20	135	155	14	117	131	92	484	576
Ekiti	4	9	13	3	21	24	9	20	29	0	15	15	16	65	81
Enugu	0	11	11	1	7	8	0	8	8	1	2	3	2	28	30
Fct-Abuja	181	481	662	137	389	526	167	454	621	156	394	550	641	1718	2359
Gombe	3	3	6	1	4	5	7	12	19	13	10	23	24	29	53
Imo	3	37	40	3	47	50	3	65	68	5	52	57	14	201	215
Jigawa	22	14	36	4	9	13	23	21	44	39	25	64	88	69	157
Kaduna	174	539	713	113	421	534	283	575	858	148	413	561	718	1948	2666
Kano	16	31	47	8	51	38	20	69	54	18	68	86	62	219	281
Katsina	74	282	356	71	211	282	109	373	482	115	358	473	369	1224	1593
Kebbi	155	127	282	26	56	82	142	121	263	78	112	190	401	416	817
Kogi	12	39	51	14	37	51	20	53	33	32	64	96	78	193	271
Kwara	55	91	146	59	99	158	83	123	206	80	149	229	277	462	739
Lagos	11	74	85	13	81	94	17	60	77	11	75	86	52	290	342
Nasarawa	33	88	121	90	153	243	32	95	127	27	87	114	182	423	605
Niger	145	169	314	111	129	240	218	313	531	216	251	467	690	862	1552
Ogun	8	72	80	8	74	82	10	57	67	5	65	70	31	268	299
Ondo	5	16	21	6	35	41	9	42	51	18	24	42	38	117	155
Osun	3	16	19	1	6	7	4	17	21	5	60	65	13	99	112
Oyo	31	57	88	11	37	48	40	64	104	15	30	45	97	188	285
Plateau	89	348	437	98	291	389	144	317	461	121	288	409	452	1244	1696
Rivers	55	219	274	64	224	288	73	328	401	60	272	332	252	1043	1295
Sokoto	0	1	1	110	49	159	57	34	91	5	32	37	172	116	288
Taraba	11	36	47	11	20	31	14	30	44	32	39	71	68	125	193
Yobe	0	1	1	0	5	5	3	14	17	20	82	102	23	102	125
Zamfara	64	39	103	17	24	41	59	73	132	89	54	143	229	190	419
National	134	350	484	111	308	418	179	414	586	151	381	532	576	1454	20314
	0	9	9	9	8	6	6	1	2	1	0	1	6	8	

**Table 5. 86: PTTP DLS Enrolment by State and Gender 2021/2022**

State	Male	Female	Total
Abia	0	0	0
Adamawa	0	0	0
Akwa-Ibom	0	0	0
Anambra	0	0	0
Bauchi	0	0	0
Bayelsa	0	0	0
Benue	0	0	0
Borno	0	0	0
CrossRiver	7	5	12
Delta	0	0	0
Ebonyi	0	0	0
Edo	0	0	0
Ekiti	0	0	0
Enugu	0	0	0
Fct,Abuja	0	0	0
Gombe	0	0	0
Imo	0	0	0
Jigawa	0	0	0
Kaduna	0	0	0
Kano	0	0	0
Katsina	0	0	0
Kebbi	97	23	120
Kogi	0	0	0
Kwara	0	4	4
Lagos	0	0	0
Nassarawa	0	0	0
Niger	0	0	0
Ogun	0	2	2
Ondo	0	0	0
Osun	0	0	0
Oyo	0	0	0
Plateau	0	0	0
Rivers	0	0	0
Sokoto	0	0	0
Taraba	0	0	0
Yobe	0	0	0
Zamfara	1	0	1

<b>NationalTotal</b>	<b>105</b>	<b>34</b>	<b>139</b>
----------------------	------------	-----------	------------

**Table 5. 87: PGDE DLS Enrolment by State and Gender 2021/2022**

<b>State</b>	<b>Male</b>	<b>Female</b>	<b>Total</b>
Abia	47	84	131
Adamawa	6	3	9
Akwa Ib0m	314	589	903
Anambra	104	184	288
Bauchi	11	20	31
Bayelsa	69	56	125
Benue	68	102	170
Borno	5	2	7
Cross River	33	53	86
Delta	38	76	114
Ebonyi	44	31	75
Edo	73	109	182
Ekiiti	23	16	39
Enugu	46	66	112
Fct-Abuja	166	369	535
Gombe	19	39	58
Imo	121	145	266
Jigawa	5	12	17
Kaduna	140	204	344
Kano	11	5	16
Katsina	8	4	12
Kebbi	42	27	69
<b>Kogi</b>	55	48	103
Kwara	84	88	172
Lagos	236	631	867
Nasarawa	82	83	165
Niger	58	44	102
Ogun	76	157	233
Ondo	39	47	86
Osun	89	116	205
Oyo	387	367	754
Plateau	110	173	283
Rivers	87	185	272
Sokoto	3	7	10
Taraba	9	9	18
Yobe	0	0	0
Zamfara	44	19	63



**Table 5. 88: BDPs DLS Enrolment by State, Level and Gender 2021/2022**

STATE	LEVEL 1			LEVEL 2			LEVEL 3			LEVEL 4			TOTAL		
	M	F	T	M	F	T	M	F	T	M	F	T	M	F	T
ABIA	0	0	0	1	23	24	2	22	24	1	13	14	4	58	62
ABUJA	26	46	72	23	58	81	9	38	47	5	29	34	63	171	234
ADAMAWA	5	14	19	12	33	45	28	64	92	13	31	44	58	142	200
AKWA IBOM	2	1	3	1	6	7	3	7	10	2	5	7	8	19	27
ANAMBRA	0	2	2	4	17	21	4	29	33	2	21	23	10	69	79
BAUCHI	1	0	1	5	6	11	4	9	13	2	15	17	12	30	42
BAYELSA	0	3	3	9	20	29	4	14	18	6	20	26	19	57	76
BENUE	1	4	5	46	56	102	28	51	79	46	45	91	121	156	277
BORNO	1	1	2	0	0	0	1	1	2	3	3	6	5	5	10
CROSS RIVER	4	2	6	6	10	16	0	5	5	2	4	6	12	21	33
DELTA	0	2	2	8	24	32	5	27	32	10	60	70	23	113	136
EBONYI	1	0	1	2	4	6	0	2	2	0	0	0	3	6	9
EDO	4	14	18	17	66	83	13	35	48	7	50	57	41	165	206
EKITI	5	25	30	9	78	87	5	39	44	15	74	89	34	216	250
ENUGU	0	5	5	3	3	6	1	3	4	1	2	3	5	13	18
GOMBE	2	0	2	0	1	1	0	2	2	2	4	6	4	7	11
IMO	1	4	5	1	12	13	0	12	12	0	17	17	2	45	47
JIGAWA	5	1	6	17	58	75	22	13	35	26	16	42	70	88	158
KADUNA	59	74	133	113	260	373	103	106	209	54	160	214	329	600	929
KANO	8	11	19	47	20	67	32	13	45	28	15	43	115	59	174
KATSINA	4	17	21	73	80	153	43	57	100	71	79	150	191	233	424
KEBBI	40	27	67	88	58	146	55	53	108	47	43	90	230	181	411
KOGI	1	6	7	6	13	19	7	36	43	11	20	31	25	75	100
KWARA	22	58	80	46	95	141	34	71	105	30	113	143	132	337	469
LAGOS	6	24	30	7	69	76	7	67	74	18	82	100	38	242	280
NASARAWA	9	14	23	22	41	63	14	30	44	21	38	59	66	123	189
NIGER	43	71	114	115	121	236	85	120	205	113	160	273	356	472	828
OGUN	11	65	76	40	141	181	35	165	200	24	103	127	110	474	584
ONDO	4	15	19	12	56	68	5	70	75	32	119	151	53	260	313
OSUN	9	18	27	19	83	102	22	95	117	24	145	169	74	341	415
OYO	33	221	254	118	487	605	78	236	314	100	224	324	329	1168	1497
PLATEAU	32	35	67	86	146	232	58	84	142	48	71	119	224	336	560
RIVERS	1	6	7	5	20	25	8	31	39	9	47	56	23	104	127
SOKOTO	16	15	31	10	5	15	6	8	14	38	18	56	70	46	116
TARABA	9	7	16	19	10	29	29	20	49	21	33	54	78	70	148
YOBE	2	4	6	14	23	37	4	6	10	8	19	27	28	52	80
ZAMFARA	99	29	128	131	58	189	51	38	89	26	22	48	307	147	454

**Table 5. 89: ADE DLS Enrolment by State and Gender 2021/2022**

STATE	Enrolment		
	M	F	T
ABIA	0	0	0
ADAMAWA	0	0	0
AKWA-IBOM	0	0	0
ANAMBRA	0	0	0
BAUCHI	0	0	0
BAYELSA	0	0	0
BENUE	0	0	0
BORNO	0	0	0
CROSS RIVER	0	0	0
DELTA	0	0	0
EBONYI	0	0	0
EDO	0	0	0
EKITI	0	0	0
ENUGU	0	0	0
FCT-ABUJA	0	0	0
GOMBE	0	0	0
IMO	0	0	0
JIGAWA	0	0	0
KADUNA	0	0	0
KANO	0	0	0
KATSINA	0	0	0
KEBBI	0	0	0
KOGI	0	0	0
KWARA	0	0	0
LAGOS	0	0	0
NASSARAWA	0	0	0
NIGER	0	0	0
OGUN	0	0	0
ONDO	0	0	0
OSUN	0	0	0
OYO	0	0	0
PLATEAU	0	0	0
RIVERS	0	0	0
SOKOTO	0	0	0
TARABA	0	0	0
YOBE	0	0	0
ZAMFARA	3	1	4
<b>NATIONAL TOTAL</b>	<b>3</b>	<b>1</b>	<b>4</b>

## CHAPTER SIX

### ADULT AND NON-FORMAL EDUCATION

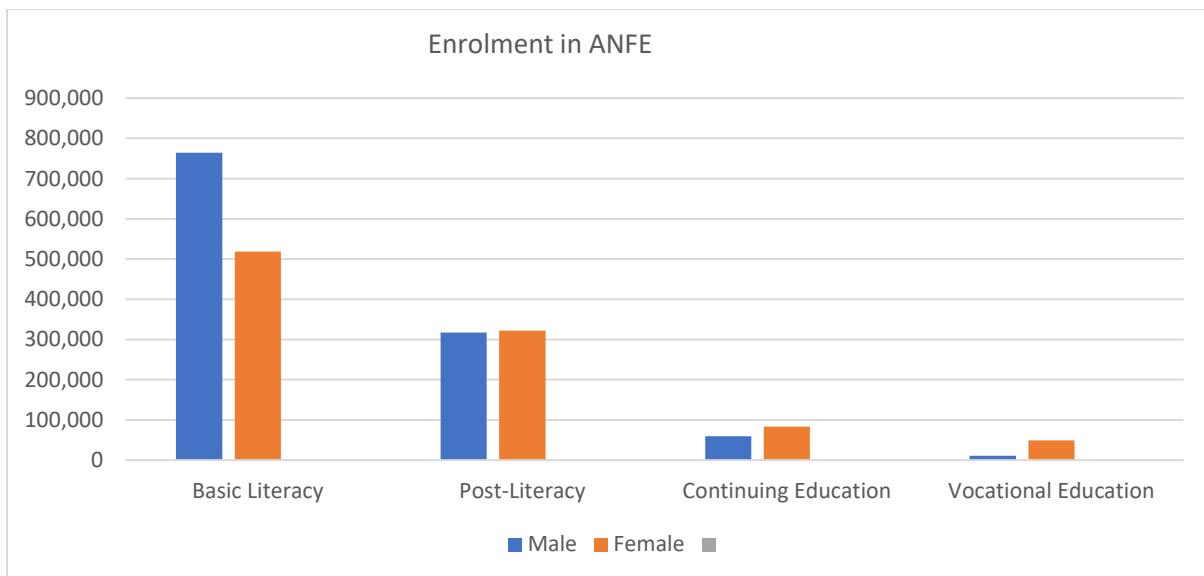
#### 6.0. Introduction:

The National Commission for Mass Literacy, Adult and Non-Formal Education (NMEC) is responsible for the administration of Adult and Non-Formal Education. The Commission has supporting State structures referred to as State Agencies for Mass Education (SAMEs) and these exist in all the 36 States and Federal Capital Territory (FCT).

This chapter presents Statistics on Adult and Non-Formal Education for 2018. Adult Education comprises Basic Literacy for Beginners and Post Literacy Education for completers of Basic Literacy.

**Table 6. 1: Summary of Enrolment in Adult Literacy Centres by Programmes and by Gender: 2020/2021**

Programme	Male	Female	Total
Basic Literacy	764,616	518,336	1,282,952
Post-Literacy	317,384	322,124	639,508
Continuing Education	59,120	83,116	142,236
Vocational Education	10,800	48,672	59,472
Total	1,156,364	981,824	2,138,188



**Figure 6. 1: Summary of Enrolment by Programmes and Gender:2020/2021**

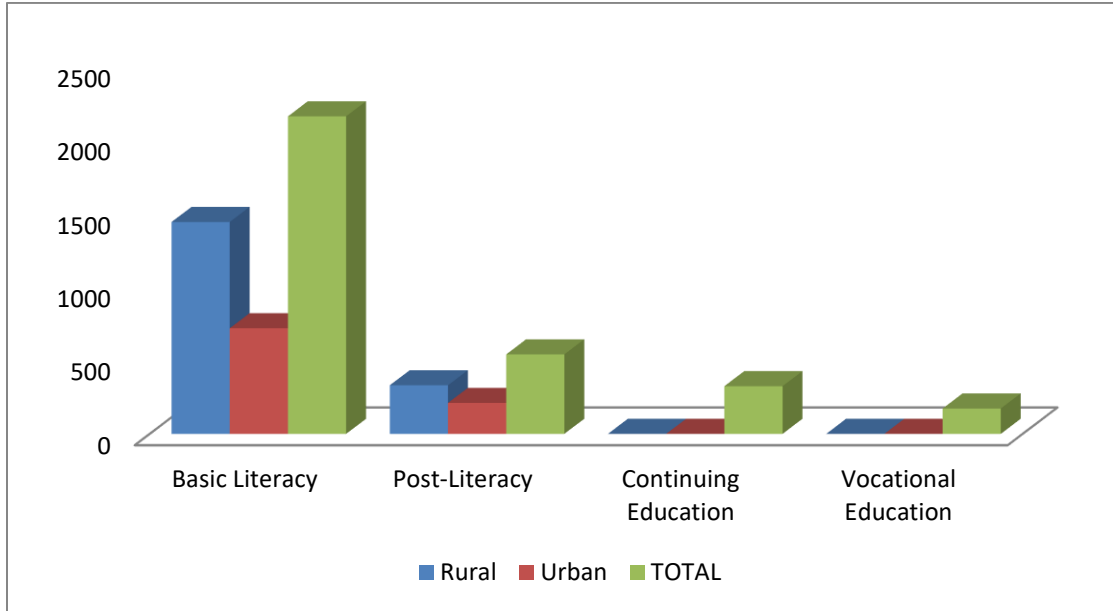
**Table 6. 2: Enrolment in Adult Literacy Centers by Programmes and by Gender: 2020/2021**

State	Basic Literacy			Post-Literacy			Continuing Education			Vocational Education			Grand Total for All NFE Programmes		
	Male	Female	Total	Male	Female	Total	Male	Female	Total	Male	Female	Total	Male	Female	Total
Abia	1,736	4,464	6,200	1,720	2,520	4,240	800	2,000	2,800	188	592	780	4,444	9,576	<b>14,020</b>
Adamawa	56	148	204	112	64	176	-	-	-	-	108	108	168	320	<b>488</b>
Akwa Ibom	10,72	30,480	41,200	-	-	-	12,800	18,000	30,800	780	1,600	2,380	24,300	50,080	<b>74,380</b>
Anambra	23,54	30,776	54,320	12,684	18,996	31,680	-	-	-	-	-	-	36,228	49,772	<b>86,000</b>
Bauchi	95,22	46,152	141,372	10,740	14,460	25,200	-	-	-	-	-	-	105,960	60,612	<b>166,572</b>
Bayelsa	1,576	3,772	5,348	492	744	1,236	116	208	324	344	600	944	2,528	5,324	<b>7,852</b>
Benue	10,32	26,312	36,636	2,148	6,604	8,752	-	-	-	-	-	-	12,472	32,916	<b>45,388</b>
Borno	99,48	29,236	128,724	-	-	-	2,100	1,200	3,300	-	-	-	101,588	30,436	<b>132,024</b>
C/River	2,284	3,076	5,360	1,536	1,872	3,408	-	-	-	-	-	-	3,820	4,948	<b>8,768</b>
Delta	884	3,136	4,020	412	1,272	1,684	284	436	720	-	-	-	1,580	4,844	<b>6,424</b>
Ebonyi	3,480	6,200	9,680	48	364	412	-	-	-	68	132	200	3,596	6,696	<b>10,292</b>
Edo	2,328	3,932	6,260	1,140	1,472	2,612	16,052	25,488	41,540	96	520	616	19,616	31,412	<b>51,028</b>
Ekiti	224	2,948	3,172	80	280	360	2,404	2,084	4,488	192	2,400	2,592	2,900	7,712	<b>10,612</b>
Enugu	6,448	11,512	17,960	1,752	2,132	3,884	-	-	-	720	2,836	3,556	8,920	16,480	<b>25,400</b>
Fct-Abuja	3,448	12,384	15,832	2,832	9,084	11,916	1,124	2,220	3,344	3,220	2,992	6,212	10,624	26,680	<b>37,304</b>
Gombe	16,63	14,916	31,552	2,408	1,144	3,552	-	-	-	28	984	1,012	19,072	17,044	<b>36,116</b>
Imo	14,75	23,400	38,156	14,956	21,176	36,132	3,012	4,076	7,088	212	572	784	32,936	49,224	<b>82,160</b>
Igawa	41,23	17,748	58,984	16,916	9,764	26,680	11,368	6,740	18,108	-	5,424	5,424	69,520	39,676	<b>109,196</b>
Kaduna	-	-	-	4,672	6,828	11,500	5,044	6,748	11,792	-	-	-	9,716	13,576	<b>23,292</b>
Kano	-	9,904	9,904	-	6,948	6,948	-	10,024	10,024	-	5,968	5,968	-	32,844	<b>32,844</b>
Katsina	84,24	45,556	129,804	7,560	1,272	8,832	560	152	712	-	1,924	1,924	92,368	48,904	<b>141,272</b>
Kebbi	214,0	18,176	232,244	568	288	856	-	-	-	-	-	-	214,636	18,464	<b>233,100</b>
Kogi	1,788	3,080	4,868	3,440	5,968	9,408	-	-	-	416	1,200	1,616	5,644	10,248	<b>15,892</b>
Kwara	224	1,776	2,000	-	-	-	-	-	-	168	1,000	1,168	392	2,776	<b>3,168</b>
Lagos	43,42	81,380	124,808	-	-	-	-	-	-	-	-	-	43,428	81,380	<b>124,808</b>
Nasarawa	2,028	11,072	13,100	592	2,232	2,824	-	-	-	-	348	348	2,620	13,652	<b>16,272</b>
Niger	25,47	36,888	62,360	3,664	3,324	6,988	-	-	-	-	-	-	29,136	40,212	<b>69,348</b>
Ogun	1,352	2,080	3,432	996	1,612	2,608	-	-	-	156	420	576	2,504	4,112	<b>6,616</b>
Ondo	2,844	6,396	9,240	-	-	-	1,556	2,052	3,608	288	516	804	4,688	8,964	<b>13,652</b>
Osun	280	368	648	-	-	-	-	-	-	-	-	-	280	368	<b>648</b>
Ovo	-	-	-	1,592	2,504	4,096	-	-	-	-	-	-	1,592	2,504	<b>4,096</b>
Plateau	-	-	-	-	-	-	-	-	-	-	-	-	-	-	<b>-</b>
Rivers	3,560	7,256	10,816	3,528	6,424	9,952	2,220	3,688	5,908	4,112	6,892	11,004	13,420	24,260	<b>37,680</b>
Sokoto	-	-	-	220,692	191,372	412,064	-	-	-	-	12,236	12,236	220,692	203,608	<b>424,300</b>
Taraba	1,836	3,660	5,496	764	1,368	2,132	-	-	-	-	-	-	2,600	5,028	<b>7,628</b>
Yobe	6,332	4,252	10,584	1,060	2,556	3,616	480	-	480	-	-	-	7,872	6,808	<b>14,680</b>
Zamfara	44,50	20,364	64,868	-	-	-	-	-	-	-	-	-	44,504	20,364	<b>64,868</b>
<b>GrandTotal</b>	<b>764.6</b>	<b>518.33</b>	<b>1,282.95</b>	<b>317.38</b>	<b>322.12</b>	<b>639.50</b>	<b>59.12</b>	<b>83.116</b>	<b>142.23</b>	<b>10.80</b>	<b>48.672</b>	<b>59.47</b>	<b>1,156.36</b>	<b>981.82</b>	<b>2,138.18</b>

Source: NMEC

**Table 6. 3: Summary of Distribution of Centers by Location and States, 2020/2021**

Programme	Rural	Urban	TOTAL
<b>Basic Literacy</b>	1440	718	2158
<b>Post-Literacy</b>	330	210	540
<b>Continuing Education</b>	0	0	324
<b>Vocational Education</b>	0	0	172
<b>Total</b>	1770	928	3194



**Figure 6. 2: Summary of Distribution of Centers by Location and States, 2020/2021**

**Table 6. 4: Distribution of Centers by States, Location and Programme: 20220/2021**

State	Basic Literacy			Post-Literacy			Continuing Education			Vocational Education			Total		
	Rural	Urban	Total	Rural	Urban	Total	Rural	Urban	Total	Rural	Urban	Total	Rural	Urban	Total
Abia	88	44	132	20	14	34	0	0	20	0	0	10	108	58	196
Adamawa	32	8	40	6	4	10	0	0	6	0	0	4	38	12	60
Akwa Ibom	12	8	20	4	2	6	0	0	4	0	0	2	16	10	30
Anambra	26	20	46	8	4	12	0	0	6	0	0	4	34	24	68
Bauchi	40	28	68	10	8	18	0	0	10	0	0	6	50	36	100
Bayelsa	24	18	42	6	4	10	0	0	6	0	0	4	30	22	62
Benue	68	44	112	16	12	28	0	0	16	0	0	8	84	56	166
Borno	60	30	90	14	8	22	0	0	14	0	0	8	74	38	134
C/River	30	16	46	8	4	12	0	0	6	0	0	4	38	20	68
Delta	12	8	20	4	2	6	0	0	4	0	0	2	16	10	30
Ebonyi	12	12	24	4	2	6	0	0	4	0	0	2	16	14	36
Edo	40	20	60	10	6	16	0	0	10	0	0	4	50	26	88
Ekiti	4	8	12	0	4	4	0	0	2	0	0	0	4	12	18
Enugu	26	14	40	6	4	10	0	0	6	0	0	4	32	18	60
Fct-Abuja	112	44	156	24	16	40	0	0	24	0	0	12	136	60	230
Gombe	56	12	68	8	10	18	0	0	10	0	0	6	64	22	100
Imo	30	10	40	4	6	10	0	0	6	0	0	4	34	16	60
Jigawa	36	20	56	8	6	14	0	0	8	0	0	4	44	26	82
Kaduna	74	56	130	24	8	32	0	0	20	0	0	10	98	64	192
Kano	68	22	90	16	6	22	0	0	14	0	0	8	84	28	134
Katsina	60	12	72	8	10	18	0	0	10	0	0	6	68	22	106
Kebbi	36	10	46	8	4	12	0	0	6	0	0	4	44	14	68
Kogi	18	14	32	6	2	8	0	0	4	0	0	2	24	16	48
Kwara	36	20	56	8	6	14	0	0	8	0	0	4	44	26	82
Lagos	34	8	42	6	4	10	0	0	6	0	0	4	40	12	62
Nasarawa	14	6	20	4	2	6	0	0	4	0	0	2	18	8	30
Niger	32	14	46	8	4	12	0	0	6	0	0	4	40	18	68
Ogun	30	26	56	8	6	14	0	0	8	0	0	4	38	32	82
Ondo	18	6	24	4	2	6	0	0	4	0	0	2	22	8	36
Osun	26	16	42	6	4	10	0	0	6	0	0	4	32	20	62
Oyo	32	14	46	8	4	12	0	0	6	0	0	4	40	18	68
Plateau	0	0	0	0	0	0	0	0	0	0	0	0	0	0	0
Rivers	30	18	48	8	4	12	0	0	8	0	0	4	38	22	72
Sokoto	82	54	136	20	14	34	0	0	20	0	0	10	102	68	202
Taraba	14	6	20	4	2	6	0	0	4	0	0	2	18	8	30
Yobe	46	22	68	8	10	18	0	0	10	0	0	6	54	32	100
Zamfara	82	30	112	16	12	28	0	0	16	0	0	8	98	42	166
<b>Grand Total</b>	<b>1440</b>	<b>718</b>	<b>2158</b>	<b>330</b>	<b>210</b>	<b>540</b>	<b>0</b>	<b>0</b>	<b>324</b>	<b>0</b>	<b>0</b>	<b>172</b>	<b>1770</b>	<b>928</b>	<b>3194</b>

Source: NMEC

**Table 6. 5: Number of Facilitators by State and Gender 2020/2021**

<b>STATE</b>	<b>Male</b>	<b>Female</b>	<b>Total</b>
Abia	236	604	840
Akwa Ibom	172	428	600
Borno	-	-	-
Cross River	-	-	-
Ebonyi	226	222	448
Edo	160	112	272
Ekiti	22	116	138
Enugu	346	540	886
Gombe	670	986	1,656
Imo	686	1,796	2,482
Jigawa	-	-	-
Kano	266	474	740
Katsina	1,250	394	1,644
Kogi	486	312	798
Logos	530	808	1,338
Nassarawa	504	426	930
Ondo	68	118	186
Osun	40	34	74
Oyo	-	-	-
River	220	126	346
<b>Grand Total</b>	<b>5,882</b>	<b>7,496</b>	<b>13,378</b>

Source: NMEC

**Table 6. 6: Facilitators Distribution By States, Educational Qualifications and Gender :2020/2021**

State	Academic Qualification	Male	Female	Total
<b>Abia</b>	B.sc. Ed/B.A. ED/PGDE	20	40	60
	B.Sc/B.A/HND	90	212	302
	DIPLOMA	2	0	2
	FSLC/BasicLiteracy/BECE	0	2	2
	Masters/PhD	2	0	2
	NCE	108	336	444
	NCE/Diploma in Adult Education	10	12	22
	SSCE/WAEC/GRADE II	4	2	6
<b>Akwa Ibom</b>	B.Sc/B.A/HND	12	16	28
	DIPLOMA	38	114	152
	FSLC/BasicLiteracy/BECE	14	22	36
	NCE	52	158	210
	SSCE/WAEC/GRADE II	56	118	174
<b>Ebonyi</b>	B.sc. Ed/B.A.ED/PGDE	32	30	62
	B.Sc/B.A/HND	22	30	52
	FSLC/BasicLiteracy/BECE	2	6	8
	NCE	124	136	260
	SSCE/WAEC/GRADE II	30	8	38
	TCII	16	12	28
<b>Edo</b>	B.sc. Ed/B.A.ED/PGDE	16	14	30
	DIPLOMA	18	4	22
	Masters/PhD	4	0	4
	NCE/Diploma in Adult Education	112	84	196
	SSCE/WAEC/GRADE II	2	6	8
<b>Ekiti</b>	B.sc. Ed/B.A.ED/PGDE	2	0	2
	B.Sc/B.A/HND	6	10	16
	DIPLOMA	2	16	18
	FSLC/BasicLiteracy/BECE	0	6	6
	NCE/Diploma in Adult Education	2	40	42
	SSCE/WAEC/GRADE II	10	44	54
<b>Enugu</b>	B.sc. Ed/B.A.ED/PGDE	64	106	170
	B.Sc/B.A/HND	4	30	34
	DIPLOMA	10	10	20
	FSLC/Basic Literacy/BECE	14	10	24
	M.E.D	0	2	2
	Masters/PhD	0	4	4
	NCE	8	14	22
	NCE/Diploma in Adult Education	192	314	506
	Others	8	0	8
	SSCE/WAEC/GRADE II	44	50	94
TCII	4	0	4	
<b>Gombe</b>	B.sc. Ed/B.A.ED/PGDE	12	20	32
	B.Sc/B.A/HND	28	10	38
	DIPLOMA	104	182	286
	FSLC/BasicLiteracy/BECE	144	126	270
	M.E.D	0	24	24
	Masters/PhD	16	16	32
	NCE/Diploma in Adult Education	158	294	452
	Others	42	28	70
	SSCE/WAEC/GRADE II	162	232	394
<b>Imo</b>	B.sc. Ed/B.A.ED/PGDE	6	10	16
	B.Sc/B.A/HND	174	470	644
	DIPLOMA	10	52	62



	FSLC/Basic Literacy/BECE	2	12	14
	M.E.D	4	2	6
	Masters/PhD	14	94	108
	NCE/Diploma in Adult Education	282	892	1174
	SSCE/WAEC/GRADE II	194	250	444
<b>Kano</b>	B.sc. Ed/B.A.ED/PGDE	10	34	44
	B.Sc/B.A/HND	20	30	50
	DIPLOMA	72	58	130
	FSLC/Basic Literacy/BECE	14	4	18
	M.E.D	2	0	2
	Masters/PhD	4	0	4
	NCE	130	228	358
	SSCE/WAEC/GRADE II	20	16	36
	Voc. Cert	0	104	104
<b>Katsina</b>	NCE	180	48	228
	NCE	86	34	120
	ADULT CERT	138	48	186
	B.Sc/B.A/HND	104	38	142
	DIPLOMA	426	114	540
	FSLC/Basic Literacy/BECE	2	0	2
	NCE	262	98	360
	NCE	48	10	58
	SSCE/WAEC/GRADE II	4	0	4
<b>Kogi</b>	B.sc. Ed/B.A.ED/PGDE	110	48	158
	B.Sc/B.A/HND	46	16	62
	DIPLOMA	34	22	56
	NCE/Diploma in Adult Education	200	176	376
	SSCE/WAEC/GRADE II	98	50	148
<b>Logos</b>	FSLC/Basic Literacy/BECE	530	808	1338
<b>Nassarawa</b>	B.sc. Ed/B.A.ED/PGDE	2	0	2
	B.Sc/B.A/HND	60	98	158
	DIPLOMA	26	8	34
	Masters/PhD	2	0	2
	NCE	44	150	194
	NCE/Diploma in Adult Education	362	168	530
	SSCE/WAEC/GRADE II	2	0	2
<b>Ondo</b>	B.Sc/B.A/HND	28	22	50
	DIPLOMA	2	4	6
	Masters/PhD	2	0	2
	NCE	34	86	120
	SSCE/WAEC/GRADE II	2	6	8
<b>Osun</b>	B.sc. Ed/B.A.ED/PGDE	4	0	4
	B.Sc/B.A/HND	12	2	14
	DIPLOMA	2	0	2
	FSLC/Basic Literacy/BECE	2	0	2
	NCE	20	32	52
<b>River</b>	B.sc. Ed/B.A.ED/PGDE	18	4	22
	B.Sc/B.A/HND	146	76	222
	DIPLOMA	12	0	12
	Masters/PhD	2	0	2
	NCE	32	42	74
	SSCE/WAEC/GRADE II	12	4	16

Source: NMEC

**Table 6. 7: Facilitators Distribution by States, Status and Gender 2020/2021**

STATE	Full-Time		Part-Time		Volunteer		TOTAL		
	F	M	F	M	F	M	F	M	F
Abia	2	16	234	588	-	-	236	604	840
Akwa Ibom	2	2	170	422	-	4	172	428	600
Barno	-	-	-	-	-	-	-	-	-
Cross River	-	-	-	-	-	-	-	-	-
Ebonyi	-	-	-	-	-	-	-	-	-
Edo	92	60	16	24	26	18	134	102	236
Ekiti	4	34	10	56	8	26	22	116	138
Enugu	148	172	184	366	16	2	348	540	888
Gombe	622	970	6	4	40	12	668	986	1,654
Imo	36	48	648	1,744	2	4	686	1,796	2,482
Jigawa	-	-	-	-	-	-	-	-	-
Kano	156	188	106	194	10	-	272	382	654
Katsina	-	-	1,250	394	-	-	1,250	394	1,644
Kogi	-	-	486	314	2	-	488	314	802
Logos	530	808	-	-	-	-	530	808	1,338
Nassarawa	2	16	502	410	-	-	504	426	930
Ondo	-	-	68	118	-	-	68	118	186
Osun	6	2	34	32	-	-	40	34	74
Oyo	-	-	-	-	-	-	-	-	-
River	64	56	154	72	-	2	218	130	348
Grand Total	1,664	2,372	3,868	4,720	64	52	5,596	7,144	12,740

Source: NMEC

**Table 6. 8: Facilitators Distribution by Source of Salary/Allowances, Sex and State**

STATE	Federal		LGA		State Government		Volunteer		TOTAL		
	M	F	M	F	M	F	M	F	M	F	T
Abia		-	-	-	236	604	-	-	236	604	840
Akwa Ibom		-	134	360	38	68	-	-	172	428	600
Barno		-	-	-	-	-	-	-	-	-	
Cross River		-	-	-	-	-	-	-	-	-	
Ebonyi		-	-	-	226	222	-	-	226	222	448
Edo		-	66	44	14	22	82	44	162	110	272
Ekiti		-	8	66	-	-	14	50	22	116	138
Enugu		-	344	536	-	-	2	4	346	540	886
Gombe		-	596	926	52	38	30	14	678	978	1,656
Imo		-	618	1,588	66	196	2	10	686	1,794	2,480
Jigawa		-	-	-	-	-	-	-	-	-	
Kano		-	-	-	-	-	266	474	266	474	740
Katsina		-	-	-	1,250	394	-	-	1,250	394	1,644
Kogi		-	-	-	486	312	-	-	486	312	798
Logos		-	-	-	530	808	-	-	530	808	1,338
Nassarawa		-	-	-	504	426	-	-	504	426	930
Ondo		-	-	-	68	118	-	-	68	118	186
Osun		-	36	16	-	12	4	6	40	34	74
Oyo		-	-	-	-	-	-	-	-	-	
River		-	-	-	218	126	-	2	218	128	346
Grand Total		-	1,802	3,536	3,688	3,346	400	604	5,890	7,486	13,376

Source: NMEC

**Table 6. 9: Facilitators Distribution by Programmes, Sex and States**

STATE	Basic Literacy		Continuing Education		Post Literacy		Vocational		T		
	M	F	M	F	M	F	M	F	M	F	T
Abia	120	376	-		104	186	12	42	236	604	840
Akwa Ibom	22	44	-		150	380		4	172	428	600
Barno			-								
Cross River			-								
Ebonyi	226	222	-						226	222	448
Edo	136	106	18	2	4	2	2	2	160	112	272
Ekiti	6	28	-		2	8	14	80	22	116	138
Enugu	118	234	-	2	138	164	90	140	346	540	886
Gombe	538	684	6	46	104	110	22	146	670	986	1,656
Imo	400	948	2	6	260	804	24	38	686	1,796	2,482
Jigawa			-								
Kano	52	146	108	150	72	62	34	116	266	474	740
Katsina	976	176	88		182	22	4	196	1,250	394	1,644
Kogi	486	312	-						486	312	798
Logos	528	804	-		2	4			530	808	1,338
Nassarawa	224	242	-		270	164	8	22	502	428	930
Ondo	68	112	-					6	68	118	186
Osun	32	30	-		6	2	2	2	40	34	74
Oyo			-								
River			82	58	136	68	2		220	126	346
Grand Total	3,706	4,242	304	264	1,430	1,976	206	776	5,646	7,258	12,904

Source: NMEC

## CHAPTER SEVEN

### EXAMINATION STATISTICS

#### 7.0 Introduction

##### 7.1.0 West African Examination Council (WAEC)

The West African Examination Council which was established in 1951 is saddled with the responsibility of conducting the West African Senior Secondary Certificate Examination (WASSCE) for students and private candidates for Anglophone countries in the West African sub-region.

##### 7.2.0 National Examination Council (NECO)

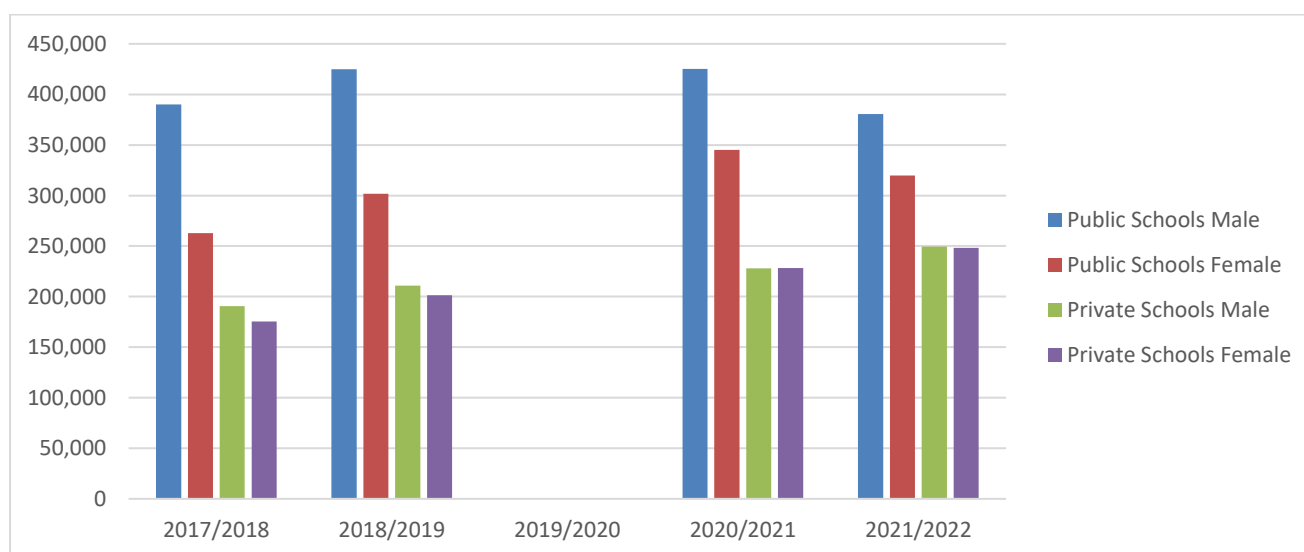
Examination agencies are established in the country with the mandate to administer and conduct qualifying examinations for entry into the various levels of education and for certification at the completion of programmes. These agencies include the West African Examination Council (WAEC), National Examination Council (NECO) National Business and Technical Examination Board (NABTEB) and Joint Admission and Matriculation Board (JAMB). This chapter presents the enrolment and performance of candidates in national examinations.

##### National Examination Council (NECO)

The National Examination Council (NECO) conducts nationwide examination for admission into federal unity schools, Basic Education Certificate Examination (BECE) and Senior Secondary Certificate Examination (SSCE). The tables that follow present data on candidates' performances in NECO's administered Basic Education Certificate Examination (BECE) and Senior Secondary Certificate Examination (SSCE) for both public and private schools (2017/2018-2021/2022) respectively.

**Table 7. 1: Number of Candidates that sat for NECO SSCE June/July Examination by Year, Sector & Gender 2017/2018 - 2021/2022**

Year	Public Schools				Private Schools			
	Male	Female	Total	% Female	Male	Female	Total	% Female
2017/2018	389,943	262,658	652,601	40.25	190,738	175,528	366,266	47.92
2018/2019	424,825	301,782	726,607	41.53	210,764	201,421	412,185	48.87
2019/2020	Data not available							
2020/2021	425,306	345,229	770,535	44.80	228,100	228,137	456,237	50.00
2021/2022	380,584	319,899	700,483	45.67	249,596	248,333	497,929	49.87



**Figure 7. 1: Number of Candidates that sat for NECO SSCE June/July Examination by Year, Sector & Gender 2013/2014 - 2017/2021**

**Table 7. 2: Public Schools Candidates' Performance in NECO SSCE by State and Gender June/July 2022**

State	Total No. of			Candidates with			Candidates with			Candidates with			% Candidates with 5		
	Male	Female	Total	Male	Female	Total	Male	Female	Total	Male	Female	Total	Male	Female	Total
Abia	796	1,667	2,463	713	1,548	2,261	674	1,451	2,125	656	1,395	2,051	82.4	83.7	83.3
Adamawa	24,088	19,301	43,389	13,879	11,555	25,434	14,308	11,956	26,264	11,328	9,262	20,590	47.0	48.0	47.5
Akwa-Ibom	4,706	6,518	11,224	3,295	4,564	7,859	3,639	5,039	8,678	2,964	3,968	6,932	63.0	60.9	61.8
Anambra	3,976	5,889	9,865	3,088	4,537	7,625	3,166	4,876	8,042	2,832	4,193	7,025	71.2	71.2	71.2
Bauchi	13,170	8,790	21,960	8,303	5,976	14,279	8,091	5,802	13,893	6,404	4,643	11,047	48.6	52.8	50.3
Bayelsa	3,367	3,146	6,513	2,662	2,583	5,245	2,444	2,438	4,882	2,146	2,175	4,321	63.7	69.1	66.3
Benue	9,993	7,564	17,557	7,136	5,656	12,792	7,756	5,964	13,720	6,367	5,050	11,417	63.7	66.8	65.0
Borno	14,241	10,983	25,224	7,617	6,294	13,911	8,756	7,770	16,526	6,497	5,626	12,123	45.6	51.2	48.1
Cross-River	2,241	2,622	4,863	1,647	1,995	3,642	1,748	2,141	3,889	1,480	1,811	3,291	66.0	69.1	67.7
Delta	3,495	3,978	7,473	2,838	3,332	6,170	2,838	3,331	6,169	2,557	3,014	5,571	73.2	75.8	74.5
Ebonyi	2,207	2,655	4,862	1,820	2,279	4,099	1,800	2,300	4,100	1,676	2,136	3,812	75.9	80.5	78.4
Edo	4,643	5,064	9,707	3,636	4,256	7,892	3,813	4,441	8,254	3,285	3,935	7,220	70.8	77.7	74.4
Ekiti	4,335	4,327	8,662	3,207	3,505	6,712	3,543	3,738	7,281	2,930	3,224	6,154	67.6	74.5	71.0
Enugu	4,296	7,254	11,550	3,400	5,920	9,320	3,495	6,051	9,546	3,177	5,424	8,601	74.0	74.8	74.5
FCT	7,052	9,172	16,224	5,338	6,800	12,138	4,150	5,080	9,230	3,949	4,824	8,773	56.0	52.6	54.1
Gombe	7,257	4,831	12,088	5,221	3,712	8,933	5,409	3,828	9,237	4,631	3,240	7,871	63.8	67.1	65.1
Imo	5,645	6,669	12,314	4,545	5,707	10,252	4,696	5,954	10,650	4,282	5,422	9,704	75.9	81.3	78.8
Jigawa	23,218	12,032	35,250	11,887	7,094	18,981	14,844	8,900	23,744	10,227	6,257	16,484	44.0	52.0	46.8
Kaduna	20,986	14,313	35,299	12,549	9,505	22,054	13,264	10,088	23,352	10,692	8,263	18,955	50.9	57.7	53.7
Kano	35,366	33,136	68,502	17,757	20,173	37,930	19,340	23,267	42,607	14,358	17,198	31,556	40.6	51.9	46.1
Katsina	30,775	20,113	50,888	15,817	11,403	27,220	19,990	14,510	34,500	13,546	10,142	23,688	44.0	50.4	46.5
Kebbi	1,333	1,265	2,598	1,162	1,163	2,325	1,141	1,197	2,338	1,071	1,133	2,204	80.3	89.6	84.8
Kogi	8,899	6,968	15,867	6,932	5,684	12,616	6,505	5,316	11,821	5,789	4,722	10,511	65.1	67.8	66.2
Kwara	7,653	6,634	14,287	4,821	4,448	9,269	4,281	3,766	8,047	3,524	3,097	6,621	46.0	46.7	46.3
Lagos	11,839	14,334	26,173	10,163	12,488	22,651	9,816	12,031	21,847	9,212	11,200	20,412	77.8	78.1	78.0
Nasarawa	12,587	9,965	22,552	8,895	7,428	16,323	10,057	8,257	18,314	8,216	6,872	15,088	65.3	69.0	66.9
Niger	13,999	11,400	25,399	7,689	6,685	14,374	8,420	7,553	15,973	6,630	5,830	12,460	47.4	51.1	49.1
Ogun	4,296	4,825	9,121	3,150	3,761	6,911	3,293	3,706	6,999	2,670	3,064	5,734	62.2	63.5	62.9
Ondo	5,250	5,718	10,968	3,583	4,215	7,798	3,434	3,960	7,394	2,878	3,337	6,215	54.8	58.4	56.7
Osun	5,043	5,194	10,237	3,641	3,959	7,600	3,592	3,782	7,374	3,055	3,174	6,229	60.6	61.1	60.8
Oyo	13,559	14,019	27,578	9,093	9,773	18,866	9,446	10,053	19,499	7,746	8,148	15,894	57.1	58.1	57.6
Plateau	8,913	7,238	16,151	5,873	4,828	10,701	5,933	4,969	10,902	4,852	3,965	8,817	54.4	54.8	54.6
Rivers	9,904	12,818	22,722	6,406	8,392	14,798	6,690	8,842	15,532	5,711	7,406	13,117	57.7	57.8	57.7
Sokoto	19,670	11,928	31,598	9,964	8,032	17,996	9,469	7,609	17,078	7,858	6,562	14,420	39.9	55.0	45.6
Taraba	9,639	5,914	15,553	8,131	5,106	13,237	8,029	5,039	13,068	7,424	4,716	12,140	77.0	79.7	78.1
Yobe	11,057	5,288	16,345	5,163	2,801	7,964	6,009	3,751	9,760	4,426	2,374	6,800	40.0	44.9	41.6
Zamfara	11,090	6,367	17,457	3,928	2,804	6,732	4,413	2,811	7,224	3,049	1,937	4,986	27.5	30.4	28.6
National	<b>380,584</b>	<b>319,899</b>	<b>700,483</b>	<b>234,949</b>	<b>219,961</b>	<b>454,910</b>	<b>248,292</b>	<b>231,567</b>	<b>479,859</b>	<b>200,095</b>	<b>188,739</b>	<b>388,834</b>	<b>52.6</b>	<b>59.0</b>	<b>55.5</b>

**Table 7. 3: Private Schools Candidates' Performance in NECO SSCE by State and Gender June/July 2022**

State	Total Number of Candidates that			Candidates with 5 Credits &			Candidates with 5 Credits &			Candidates with 5 Credits &			% Candidates with 5		
	Male	Female	Total	Male	Female	Total	Male	Female	Total	Male	Female	Total	Male	Female	Total
Abia	3,859	3,921	7,780	3,424	3,561	6,985	3,294	3,396	6,690	3,151	3,259	6,410	81.7	83.1	82.4
Adamawa	3,205	2,849	6,054	2,409	2,156	4,565	2,484	2,158	4,642	2,142	1,881	4,023	66.8	66.0	66.5
Akwa-Ibom	4,078	4,698	8,776	3,057	3,543	6,600	3,357	3,830	7,187	2,816	3,164	5,980	69.1	67.3	68.1
Anambra	7,665	9,985	17,650	6,228	8,325	14,553	6,338	8,144	14,482	5,790	7,489	13,279	75.5	75.0	75.2
Bauchi	6,588	4,719	11,307	4,565	3,512	8,077	4,487	3,352	7,839	3,681	2,780	6,461	55.9	58.9	57.1
Bayelsa	940	1,145	2,085	743	925	1,668	756	934	1,690	667	820	1,487	71.0	71.6	71.3
Benue	16,569	13,542	30,111	12,310	10,352	22,662	13,180	10,736	23,916	11,106	9,191	20,297	67.0	67.9	67.4
Borno	5,880	4,081	9,961	3,053	2,412	5,465	4,085	3,230	7,315	2,766	2,230	4,996	47.0	54.6	50.2
Cross-River	5,368	5,693	11,061	3,909	4,266	8,175	4,364	4,856	9,220	3,584	3,930	7,514	66.8	69.0	67.9
Delta	6,116	6,745	12,861	4,807	5,540	10,347	4,861	5,454	10,315	4,378	4,988	9,366	71.6	74.0	72.8
Ebonyi	2,474	2,991	5,465	2,190	2,683	4,873	2,117	2,653	4,770	2,034	2,513	4,547	82.2	84.0	83.2
Edo	5,260	6,096	11,356	4,060	4,974	9,034	4,189	5,098	9,287	3,617	4,499	8,116	68.8	73.8	71.5
Ekiti	3,993	4,734	8,727	3,195	3,941	7,136	3,465	4,196	7,661	2,997	3,665	6,662	75.1	77.4	76.3
Enugu	5,502	6,821	12,323	4,266	5,436	9,702	4,211	5,384	9,595	3,759	4,766	8,525	68.3	69.9	69.2
FCT	5,767	6,536	12,303	4,268	5,034	9,302	3,790	4,190	7,980	3,433	3,805	7,238	59.5	58.2	58.8
Gombe	3,884	2,709	6,593	3,043	2,252	5,295	3,224	2,383	5,607	2,831	2,098	4,929	72.9	77.4	74.8
Imo	5,256	6,444	11,700	4,507	5,684	10,191	4,524	5,767	10,291	4,167	5,332	9,499	79.3	82.7	81.2
Jigawa	765	680	1,445	571	591	1,162	635	634	1,269	532	573	1,105	69.5	84.3	76.5
Kaduna	11,096	9,562	20,658	7,858	7,217	15,075	8,477	7,840	16,317	7,269	6,691	13,960	65.5	70.0	67.6
Kano	12,182	10,602	22,784	7,626	7,574	15,200	8,898	8,441	17,339	6,878	6,857	13,735	56.5	64.7	60.3
Katsina	4,584	3,244	7,828	3,118	2,463	5,581	3,660	2,901	6,561	2,839	2,320	5,159	61.9	71.5	65.9
Kebbi	1,044	768	1,812	953	721	1,674	876	716	1,592	843	683	1,526	80.7	88.9	84.2
Kogi	5,637	5,001	10,638	4,715	4,196	8,911	4,393	3,999	8,392	4,042	3,623	7,665	71.7	72.4	72.1
Kwara	8,304	7,975	16,279	5,614	5,566	11,180	5,056	5,020	10,076	4,282	4,233	8,515	51.6	53.1	52.3
Lagos	24,077	27,294	51,371	20,348	23,835	44,183	19,254	22,009	41,263	18,117	20,781	38,898	75.2	76.1	75.7
Nasarawa	6,058	6,181	12,239	4,669	4,893	9,562	4,878	5,087	9,965	4,267	4,457	8,724	70.4	72.1	71.3
Niger	5,914	5,412	11,326	3,709	3,634	7,343	3,800	3,822	7,622	3,097	3,117	6,214	52.4	57.6	54.9
Ogun	13,840	14,428	28,268	11,007	11,833	22,840	11,434	11,876	23,310	9,871	10,480	20,351	71.3	72.6	72.0
Ondo	6,449	7,134	13,583	4,803	5,479	10,282	4,682	5,465	10,147	4,066	4,724	8,790	63.0	66.2	64.7
Osun	12,108	12,429	24,537	9,711	10,212	19,923	9,543	9,988	19,531	8,498	8,858	17,356	70.2	71.3	70.7
Oyo	16,368	17,887	34,255	12,060	13,514	25,574	12,177	13,597	25,774	10,336	11,480	21,816	63.1	64.2	63.7
Plateau	10,681	9,950	20,631	7,403	7,208	14,611	7,656	7,460	15,116	6,338	6,187	12,525	59.3	62.2	60.7
Rivers	6,102	6,251	12,353	4,298	4,806	9,104	4,242	4,802	9,044	3,705	4,192	7,897	60.7	67.1	63.9
Sokoto	1,567	1,266	2,833	1,107	944	2,051	1,080	994	2,074	934	864	1,798	59.6	68.2	63.5
Taraba	3,730	2,578	6,308	3,193	2,265	5,458	3,105	2,262	5,367	2,896	2,115	5,011	77.6	82.0	79.4
Yobe	3,263	3,819	7,082	2,413	2,948	5,361	2,719	3,259	5,978	2,192	2,651	4,843	67.2	69.4	68.4
Zamfara	3,255	2,085	5,340	2,464	1,770	4,234	2,439	1,761	4,200	2,133	1,583	3,716	65.5	75.9	69.6
Foreign	168	78	246	61	49	110	54	47	101	52	45	97	31.0	57.7	39.4
National	<b>249,596</b>	<b>248,333</b>	<b>497,929</b>	<b>187,735</b>	<b>196,314</b>	<b>384,049</b>	<b>191,784</b>	<b>197,741</b>	<b>389,525</b>	<b>166,106</b>	<b>172,924</b>	<b>339,030</b>	<b>66.5</b>	<b>69.6</b>	<b>68.1</b>

**Table 7. 4: Candidates' Performance in NECO SSCE by State and Gender November/December 2022**

State	Total Number of Candidates			Candidates with 5 Credits &			Candidates with 5 Credits &			Candidates with 5 Credits & above			% Candidates with 5		
	Male	Female	Total	Male	Female	Total	Male	Female	Total	Male	Female	Total	Male	Female	Total
Abia	309	319	628	265	282	547	264	277	541	242	257	499	78.3	80.6	79.5
Adamawa	660	348	1,008	409	203	612	453	248	701	361	187	548	54.7	53.7	54.4
Akwa-Ibom	484	573	1,057	433	507	940	423	495	918	400	469	869	82.6	81.8	82.2
Anambra	195	288	483	147	211	358	156	223	379	139	198	337	71.3	68.8	69.8
Bauchi	392	244	636	175	117	292	192	151	343	155	112	267	39.5	45.9	42.0
Bayelsa	93	79	172	37	31	68	22	23	45	19	19	38	20.4	24.1	22.1
Benue	867	783	1,650	524	438	962	477	416	893	439	372	811	50.6	47.5	49.2
Borno	217	90	307	113	60	173	129	70	199	93	56	149	42.9	62.2	48.5
Cross-River	315	341	656	230	256	486	247	264	511	221	236	457	70.2	69.2	69.7
Delta	934	894	1,828	709	688	1,397	696	663	1,359	664	638	1,302	71.1	71.4	71.2
Ebonyi	151	152	303	112	117	229	103	104	207	92	90	182	60.9	59.2	60.1
Edo	325	391	716	232	302	534	195	271	466	186	266	452	57.2	68.0	63.1
Ekiti	340	305	645	205	189	394	239	238	477	182	174	356	53.5	57.0	55.2
Enugu	370	446	816	281	326	607	282	342	624	257	291	548	69.5	65.2	67.2
FCT	374	374	748	164	173	337	148	172	320	123	148	271	32.9	39.6	36.2
Gombe	180	69	249	23	20	43	48	32	80	20	19	39	11.1	27.5	15.7
Imo	87	104	191	48	60	108	46	66	112	39	57	96	44.8	54.8	50.3
Jigawa	1,060	290	1,350	724	210	934	795	230	1,025	623	184	807	58.8	63.4	59.8
Kaduna	1,051	663	1,714	623	437	1,060	695	469	1,164	580	401	981	55.2	60.5	57.2
Kano	1,790	962	2,752	1,176	691	1,867	1,201	694	1,895	1,010	575	1,585	56.4	59.8	57.6
Katsina	55	49	104	39	35	74	31	31	62	24	24	48	43.6	49.0	46.2
Kebbi	696	344	1,040	432	255	687	384	262	646	354	224	578	50.9	65.1	55.6
Kogi	717	712	1,429	399	503	902	441	518	959	338	435	773	47.1	61.1	54.1
Kwara	1,396	1,335	2,731	709	753	1,462	882	845	1,727	613	644	1,257	43.9	48.2	46.0
Lagos	1,950	2,002	3,952	1,397	1,525	2,922	1,354	1,477	2,831	1,195	1,324	2,519	61.3	66.1	63.7
Nasarawa	465	476	941	335	345	680	360	382	742	314	321	635	67.5	67.4	67.5
Niger	1,317	1,157	2,474	181	164	345	164	140	304	137	117	254	10.4	10.1	10.3
Ogun	4,235	4,211	8,446	3,299	3,390	6,689	3,062	3,180	6,242	2,665	2,791	5,456	62.9	66.3	64.6
Ondo	685	699	1,384	555	592	1,147	497	535	1,032	474	516	990	69.2	73.8	71.5
Osun	1,548	1,504	3,052	880	949	1,829	967	985	1,952	729	768	1,497	47.1	51.1	49.0
Oyo	5,358	5,710	11,068	4,126	4,514	8,640	3,897	4,182	8,079	3,435	3,779	7,214	64.1	66.2	65.2
Plateau	1,234	961	2,195	547	400	947	724	610	1,334	454	357	811	36.8	37.1	36.9
Rivers	426	424	850	246	249	495	218	211	429	182	179	361	42.7	42.2	42.5
Sokoto	79	43	122	64	30	94	52	28	80	49	25	74	62.0	58.1	60.7
Taraba	143	110	253	66	51	117	67	49	116	51	41	92	35.7	37.3	36.4
Yobe	475	215	690	348	147	495	367	186	553	308	142	450	64.8	66.0	65.2
Zamfara	343	141	484	235	112	347	276	124	400	207	104	311	60.3	73.8	64.3
<b>National</b>	<b>31,316</b>	<b>27,808</b>	<b>59,124</b>	<b>20,488</b>	<b>19,332</b>	<b>39,820</b>	<b>20,554</b>	<b>19,193</b>	<b>39,747</b>	<b>17,374</b>	<b>16,540</b>	<b>33,914</b>	<b>55.5</b>	<b>59.5</b>	<b>57.4</b>

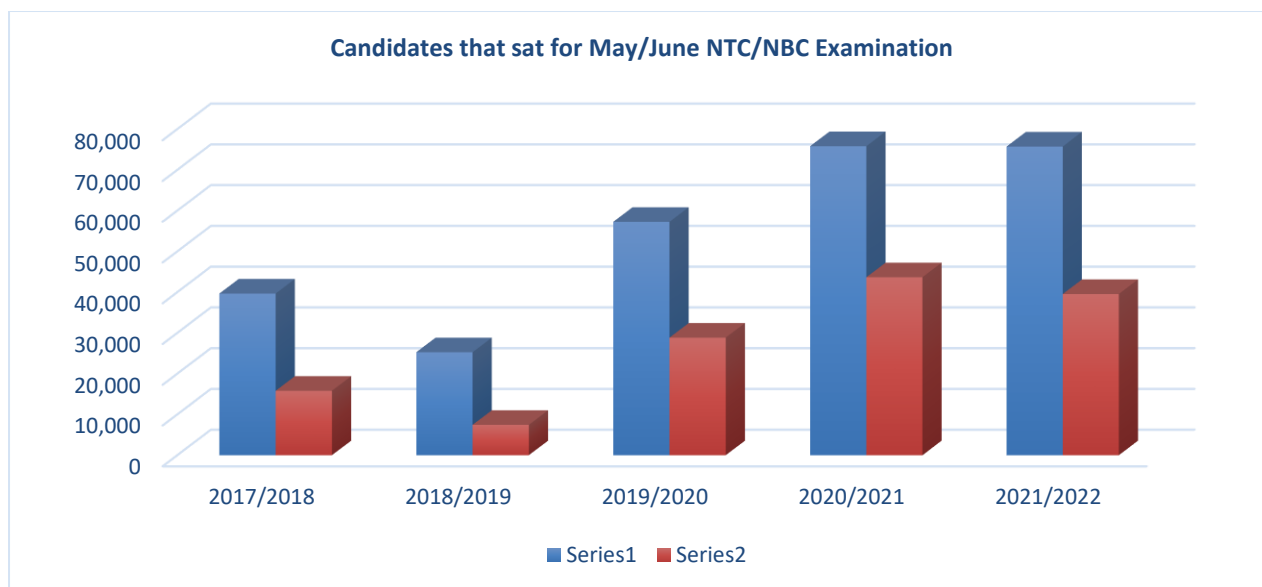


### 7.3.0 National Business and Technical Examinations Board (NABTEB)

The National Business and Technical Examination Board (NABTEB) conducts the National Technical Certificate (NTC) and National Business Certificate (NBC) examinations for school candidates in May/June as well as the advanced level versions for, external candidates in October/November of every year. The Tables that follow present data on candidates performances in NABTEB’s administered National Technical Certificate (NTC) and National Business Certificate (NBC) examinations for both public and private schools for the 2021/2022 session.

**Table 7. 5: Candidates that sat for May/June NTC/NBC Examination by Year and Gender 2017/2018- 2021/2022**

YEAR	Male	Female	Total	% Females
2017/2018	39,671	15,809	55,480	28.50
2018/2019	25,269	7,449	32,718	22.80
2019/2020	57,255	28,848	86,103	33.50
2020/2021	75,816	43,661	119,477	36.54
2021/2022	75,733	39,542	115,275	34.30



**Figure 7. 2: Candidates that sat for May/June NTC/NBC Examination by Year and Gender 2017/2018- 2021/2022**

**Table 7. 6: Candidates that sat for May/June NTC/NBC Examination by Trade Subject: 2021/2022**

Trade Subjects	Male	Female	Total
Agric. Equipment & Implement Mech. Works	117	88	205
Animal Husbandry	136	179	315
Automobile Electrical Works	53	1	54
Blocklaying/Bricklaying & Concreting	3360	199	3559
Book-Keeping	4290	4008	8298
Carpentry & Joinery	1368	57	1425
Catering Craft Practice	61	56	117
Ceramics	20	13	33
Computer Craft Studies	47555	31256	78811
Cosmetology	8	94	102
Draught Manship Craft Practice	147	17	164
Electrical Installation & Maintenance Works	7214	499	7713
Electronics Works	906	90	996
Fabrication & Welding	1619	67	1686
Fisheries	32	39	71
Foundry Craft Practice	9	5	14
Furniture Making	499	8	507
General Education	0	0	0
Graphic Arts	131	25	156
Instrument Mechanics Works	123	6	129
Ladies Garment Making	121	728	849
Leather Trades	6	1	7
Machine Wood Working	17	0	17
Marine Engineering Craft	9	7	16
Mechanical Engineering Craft Practice	2623	117	2740
Men's Garment Making	127	39	166
Motor Vehicle Mechanics Works	2758	146	2904
Painting & Decorating	262	48	310
Photographic Practice	1	0	1
Printing Craft Practice	55	30	85
Refrigeration & Air-Conditioning Works	267	23	290
Salesmanship	1638	1501	3139
Secretarial Duties	54	99	153
Textile Trades	7	19	26
Tourism	96	77	173
Vehicle Body Building	44	0	44
<b>Grand Total</b>	<b>75733</b>	<b>39542</b>	<b>115275</b>

**Table 7. 7: CANDIDATES PERFORMANCE IN THE NBC/NYC EXAMINATION: MAY/JUNE 2021/2022**

STATE	TOTAL NUMBER OF CANDIDATE THAT SAT FOR THE EXAM			5 CREDIT AND ABOVE WITHOUT ENGLISH AND MATHEMATICS			5 CREDIT AND ABOVE WITH ENGLISH LANGUAGE			5 CREDIT AND ABOVE WITH MATHEMATICS			5 CREDIT AND ABOVE WITH ENGLISH AND MATHEMATICS		
	MALE	FEMALE	M+F	MALE	FEMALE	M+F	MALE	FEMALE	M+F	MALE	FEMALE	M+F	MALE	FEMALE	M+F
ABIA	99	243	342	82	231	313	75	228	303	79	231	310	84	<b>238</b>	<b>322</b>
ABUJA	1029	1365	2394	985	1282	2267	970	1262	2232	954	1214	2168	965	1245	2210
ADAMAWA	491	871	1362	465	793	1258	458	769	1227	464	776	1240	474	804	1278
AKWA-IBOM	392	1160	1552	361	1047	1408	339	923	1262	357	1030	1387	345	945	1290
ANAMBRA	440	1114	1554	426	1066	1492	420	1042	1462	419	1045	1464	419	1056	1475
BAUCHI	320	1284	1604	305	1076	1381	249	861	1110	297	1039	1336	250	902	1152
BAYELSA	52	86	138	52	85	137	52	85	137	51	81	132	51	81	132
BENUE	734	1903	2637	710	1839	2549	701	1809	2510	704	1830	2534	699	1835	2534
BORNO	129	95	224	120	81	201	112	78	190	119	74	193	114	77	191
CROSS RIVER	409	562	971	403	540	943	379	512	891	401	536	937	380	519	899
DELTA	130	288	418	118	252	370	115	238	353	115	247	362	120	253	373
EBONYI	74	102	176	64	87	151	64	86	150	64	87	151	70	96	166
EDO	175	363	538	119	316	435	115	307	422	114	311	425	124	320	444
EKITI	285	441	726	257	416	673	255	414	669	256	414	670	280	432	712
ENUGU	491	909	1400	454	865	1319	444	828	1272	440	853	1293	452	840	1292
GOMBE	408	585	993	396	528	924	384	496	880	395	521	916	391	522	913
IMO	54	546	600	50	512	562	50	473	523	50	503	553	53	479	532
JIGAWA	171	972	1143	169	958	1127	169	944	1113	166	937	1103	168	931	1099
KADUNA	175	1121	1296	172	1092	1264	164	1032	1196	172	1062	1234	166	1026	1192
KANO	104	1894	1998	102	1659	1761	101	1589	1690	99	1579	1678	100	1696	1796
KATSINA	126	676	802	125	667	792	124	660	784	125	665	790	125	666	791
KEBBI	27	454	481	26	417	443	25	416	441	26	412	438	26	425	451
KOGI	524	766	1290	517	749	1266	503	736	1239	502	734	1236	493	732	1225
KWARA	2673	2864	5537	2646	2834	5480	2620	2795	5415	2640	2823	5463	2631	2803	5434
LAGOS	842	2760	3602	766	2444	3210	746	2373	3119	731	2368	3099	750	2460	3210
NASARAWA	822	1226	2048	802	1181	1983	785	1156	1941	792	1175	1967	787	1171	1958
NIGER	1213	2575	3788	1195	2459	3654	1146	2330	3476	1192	2455	3647	1154	2404	3558
OGUN	348	935	1283	332	833	1165	327	821	1148	323	815	1138	329	851	1180
ONDO	368	574	942	336	527	863	334	506	840	332	523	855	355	536	891
OSUN	595	939	1534	557	832	1389	553	815	1368	555	827	1382	569	865	1434
OYO	269	806	1075	246	755	1001	223	614	837	237	745	982	230	625	855
PLATEAU	771	1122	1893	722	1034	1756	706	1005	1711	708	1006	1714	720	1036	1756
RIVERS	79	485	564	72	444	516	69	416	485	69	424	493	71	416	487
SOKOTO	11750	20825	32575	10296	15906	26202	9774	14666	24440	10041	15004	25045	10023	15688	25711
TARABA	212	378	590	194	339	533	192	332	524	191	324	515	202	339	541
YOBE	372	1193	1565	368	999	1367	365	798	1163	368	997	1365	367	873	1240
ZAMFARA	34	384	418	34	304	338	34	192	226	34	303	337	34	216	250
<b>TOTAL</b>	<b>27187</b>	<b>54866</b>	<b>82053</b>	<b>25044</b>	<b>47449</b>	<b>72493</b>	<b>24142</b>	<b>44607</b>	<b>68749</b>	<b>24582</b>	<b>45970</b>	<b>70552</b>	<b>24571</b>	<b>46403</b>	<b>70974</b>

**Table 7. 8: CANDIDATES PERFORMANCE IN THE ANBC/ANTC EXAMINATION: NOV/DEC 2021/2022**

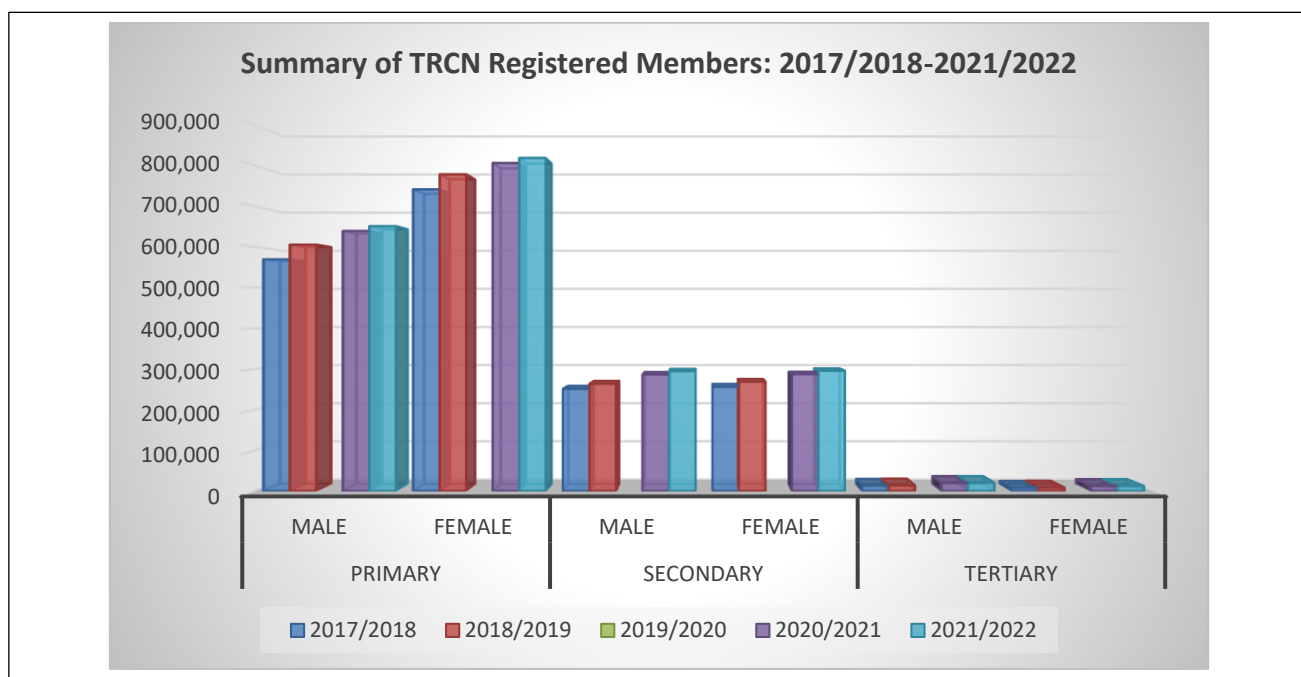
STATE	TOTAL NUMBER OF CANDIDATE THAT SAT FOR THE EXAM			5 CREDIT AND ABOVE WITHOUT ENGLISH AND MATHEMATICS			5 CREDIT AND ABOVE WITH ENGLISH LANGUAGE			5 CREDIT AND ABOVE WITH MATHEMATICS			5 CREDIT AND ABOVE WITH ENGLISH AND MATHEMATICS		
	MALE	FEMALE	M+F	MALE	FEMALE	M+F	MALE	FEMALE	M+F	MALE	FEMALE	M+F	MALE	FEMALE	M+F
ABIA	225	217	442	83	84	167	75	79	154	77	81	158	84	91	445
ABUJA	927	958	1885	659	602	1261	620	561	1181	630	581	1211	735	687	1896
ADAMAWA	538	946	1484	399	673	1072	378	638	1016	381	645	1026	442	747	1486
AKWA-IBOM	276	513	789	91	215	306	90	208	298	80	184	264	90	205	797
ANAMBRA	254	221	475	181	132	313	178	120	298	165	114	279	182	123	480
BAUCHI	59	171	230	32	75	107	27	67	94	28	67	95	36	78	231
BAYELSA	106	181	287	21	49	70	19	39	58	21	43	64	35	60	292
BENUE	585	1308	1893	471	999	1470	449	928	1377	414	883	1297	433	932	1898
BORNO	59	116	175	39	66	105	32	57	89	33	55	88	37	69	175
CROSS RIVER	521	728	1249	352	487	839	293	437	730	307	429	736	345	484	1249
DELTA	255	369	624	118	148	266	112	132	244	114	142	256	149	170	635
EBONYI	229	201	430	75	73	148	70	71	141	38	37	75	40	44	433
EDO	428	546	974	114	135	249	107	126	233	98	121	219	131	160	994
EKITI	229	286	515	174	200	374	171	195	366	172	194	366	191	219	520
ENUGU	351	331	682	189	133	322	169	119	288	166	114	280	165	127	689
GOMBE	108	252	360	81	152	233	76	147	223	75	135	210	82	162	360
IMO	230	205	435	84	72	156	82	69	151	76	63	139	88	85	437
JIGAWA	108	392	500	63	198	261	57	178	235	58	178	236	73	236	501
KADUNA	91	298	389	58	126	184	52	114	166	49	102	151	55	122	389
KANO	80	188	268	67	131	198	63	119	182	66	117	183	70	126	268
KATSINA	154	472	626	124	303	427	116	264	380	119	280	399	121	302	626
KEBBI	33	83	116	28	59	87	26	54	80	26	49	75	26	58	116
KOGI	763	1181	1944	563	770	1333	494	670	1164	525	700	1225	536	746	1948
KWARA	2483	3063	5546	2140	2582	4722	2026	2424	4450	2077	2505	4582	2173	2629	5555
LAGOS	258	799	1057	87	258	345	79	239	318	78	243	321	94	257	1061
NASARAWA	1151	1881	3032	919	1421	2340	867	1367	2234	882	1349	2231	975	1568	3043
NIGER	1329	2389	3718	1030	1808	2838	955	1663	2618	905	1578	2483	1007	1774	3727
OGUN	218	422	640	139	202	341	131	184	315	133	193	326	133	208	643
ONDO	407	553	960	309	317	626	293	309	602	298	298	596	324	349	963
OSUN	573	801	1374	486	639	1125	465	612	1077	441	594	1035	457	611	1377
OYO	289	538	827	194	336	530	174	303	477	188	329	517	192	340	833
PLATEAU	886	1244	2130	736	1011	1747	691	941	1632	700	962	1662	724	1011	2134
RIVERS	67	225	292	17	67	84	14	50	64	15	59	74	15	49	298
SOKOTO	34	96	130	24	59	83	23	57	80	24	57	81	30	85	130
TARABA	505	852	1357	336	530	866	301	472	773	298	459	757	322	508	1359
YOBE	217	445	662	176	323	499	164	307	471	167	310	477	184	362	662
ZAMFARA	47	96	143	30	50	80	22	31	53	28	44	72	25	40	143
<b>TOTAL</b>	<b>15073</b>	<b>23567</b>	<b>38640</b>	<b>10689</b>	<b>15485</b>	<b>26174</b>	<b>9961</b>	<b>14351</b>	<b>24312</b>	<b>9952</b>	<b>14294</b>	<b>24246</b>	<b>10801</b>	<b>15824</b>	<b>38793</b>

#### 7.4.0 TEACHERS REGISTRATION COUNCIL OF NIGERIA (TRCN)

Teachers Registration Council of Nigeria (TRCN) promotes professionalism through accreditation, monitoring and supervision of teacher training programmes, mandatory continuing professional development and maintenance of discipline among teachers at all levels of the education system.

**Table 7. 9: Summary of TRCN Registered Members: 2017/2018-2021/2022**

Year	Primary			Secondary			Tertiary		
	Male	Female	Total	Male	Female	Total	Male	Female	Total
2017/2018	569,626	741,362	1,310,988	251,077	255,885	506,962	13,261	8,091	21,352
2018/2019	605,625	778,347	1,383,972	263,619	268,661	532,280	13,910	8,478	22,388
2019/2020	[REDACTED]								
2020/2021	639,243	806,237	1,445,480	286,521	287,146	573,667	20,253	12,624	32,877
2021/2022	651,050	818,478	1,469,528	294,430	295,731	590,161	20,253	12,624	32,877



**Figure 7. 3: Summary of TRCN Registered Members: 2017/2018-2021/2022**

**Table 7. 10: TRCN Registered Members by State, Sector and Gender 2022**

State	Primary			Secondary			Tertiary		
	M	F	T	M	F	T	M	F	T
Abia	8674	38845	47519	5285	8350	13635	177	146	323
Adamawa	25366	14013	39379	6740	4610	11350	646	320	966
Akwa Ibom	17958	35209	53167	8443	8054	16497	358	265	623
Anambra	6584	38797	45381	5677	12365	18042	576	737	1313
Bauchi	18868	6565	25433	4845	3179	8024	390	355	745
Bayelsa	18647	13283	31930	5467	4561	10028	221	181	402
Benue	39156	23477	62633	10653	5072	15725	608	227	835
Borno	11245	12995	24240	4826	4967	9793	813	441	1254
Cross River	14419	21518	35937	5316	5144	10460	447	365	812
Delta	14959	38439	53398	10550	17201	27751	763	527	1290
Ebonyi	13214	14475	27689	5106	5137	10243	235	162	397
Edo	10798	31115	41913	6353	7910	14263	219	360	579
Ekiti	9650	23119	32769	7911	9655	17566	327	233	560
Enugu	14378	30842	45220	5861	8952	14813	376	435	811
FCT	14943	24717	39660	10481	11350	21831	555	305	860
Gombe	14213	8870	23083	5292	3490	8782	458	178	636
Imo	41768	35176	76944	9418	11751	21169	669	331	1000
Jigawa	12958	3780	16738	3253	2523	5776	306	105	411
Kaduna	23069	29765	52834	11356	9498	20854	1396	771	2167
Kano	30423	10413	40836	14395	6646	21041	1141	665	1806
Katsina	21767	8887	30654	6001	3525	9526	505	214	719
Kebbi	9164	5982	15146	4774	3342	8116	396	144	540
Kogi	40208	22996	63204	8529	7285	15814	335	196	531
Kwara	19792	33695	53487	8689	9640	18329	794	484	1278
Lagos	16241	48316	64557	17144	28826	45970	1154	723	1877
Nasarawa	14900	9015	23915	8626	4817	13443	271	144	415
Niger	19651	15601	35252	9807	6685	16492	658	330	988
Ogun	14039	35162	49201	10172	14324	24496	539	422	961
Ondo	12636	29213	41849	12577	9179	21756	418	345	763
Osun	15015	28624	43639	8056	7081	15137	455	224	679
Oyo	21932	61220	83152	15353	18636	33989	1178	665	1843
Plateau	23228	19016	42244	7844	7086	14930	759	557	1316
Rivers	16297	22714	39011	10247	10413	20660	451	320	771
Sokoto	9271	5501	14772	5238	4243	9481	349	148	497
Taraba	15542	7412	22954	5045	3171	8216	319	142	461
Yobe	7465	5133	12598	4953	3346	8299	633	317	950
Zamfara	12612	4578	17190	4147	3717	7864	358	140	498
<b>TOTAL</b>	<b>65105</b>	<b>81847</b>	<b>146952</b>	<b>294430</b>	<b>295731</b>	<b>590161</b>	<b>20253</b>	<b>12624</b>	<b>32877</b>

## CHAPTER EIGHT

### FUNDING OF EDUCATION

#### 8.0 Introduction

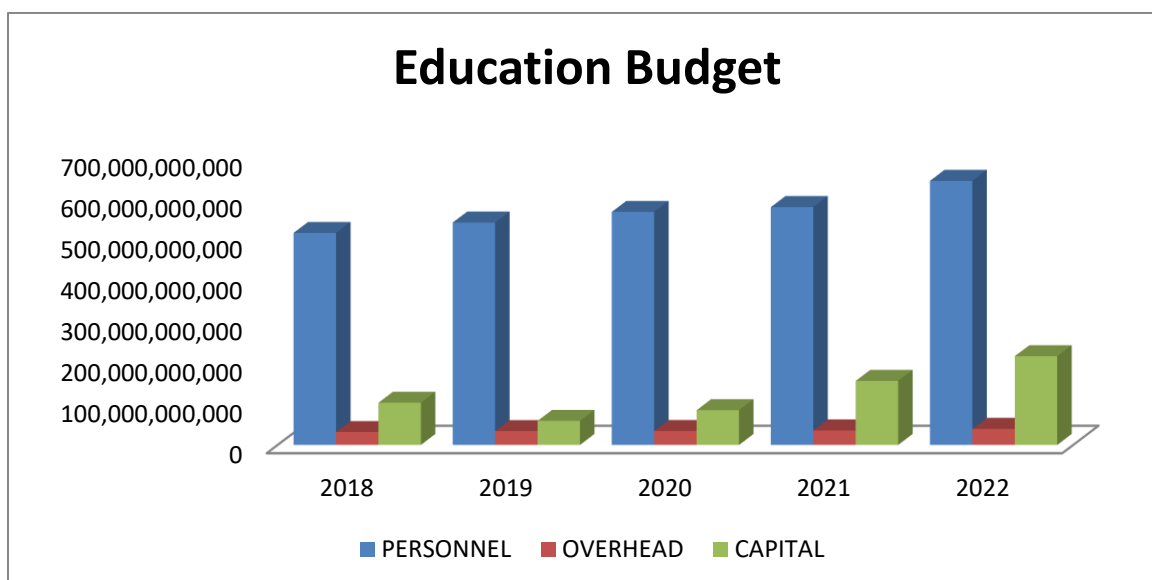
Education funding responsibility is a joint venture between the federal government and stakeholders in education. Funds are sourced from Federal, State, Local government, community, parents, faith-based organizations, proprietors of institutions, the private sector and other stakeholders. While it is relatively easy to get the expenditure for education from Federal, State and Local government, such information is rarely available from other sources. The Federal government’s contribution comes from budgetary appropriation and some agencies such as Universal Basic Education Commission and Tertiary Education Trust Fund.

The last column on table 8.1 gives the percentage of national budget assigned to education. Figure 8.1 shows the chart representation of the capital and recurrent budget of the ministry within the period 2018 to 2022

**Table 8. 1: Federal Ministry of Education Recurrent and Capital Budget, 2018-2022**

YEAR	PERSONNEL	OVERHEAD	TOTAL RECURRENT	CAPITAL	TOTAL ALLOCATION	FEDERATION BUDGET	%
2018	516,821,533,428	31,497,873,262	548,319,406,690	102,907,290,833	651,226,697,523	9,120,334,988,225	7.14
2019	542,077,787,769	33,789,466,178	575,867,253,947	58,689,905,930	634,557,159,877	8,916,964,099,373	7.12
2020	568,097,135,925	33,995,766,020	602,092,901,945	84,728,529,572	686,821,431,517	10,594,362,364,830	6.48
2021	579,858,298,292	35,430,765,996	615,289,064,288	156,172,307,765	771,461,372,053	13,588,027,886,175	5.68
2022	643,760,633,419	39,192,766,015	682,953,399,434	216,330,080,734	899,283,480,168	17,126,873,917,692	5.25

SOURCE: BUDGET OFFICE OF THE FEDERATION



**Figure 8. 1: Federal Ministry of Education Recurrent and Capital Budget, 2018-2023**

## 8.2 UNIVERSAL BASIC EDUCATION COMMISSION

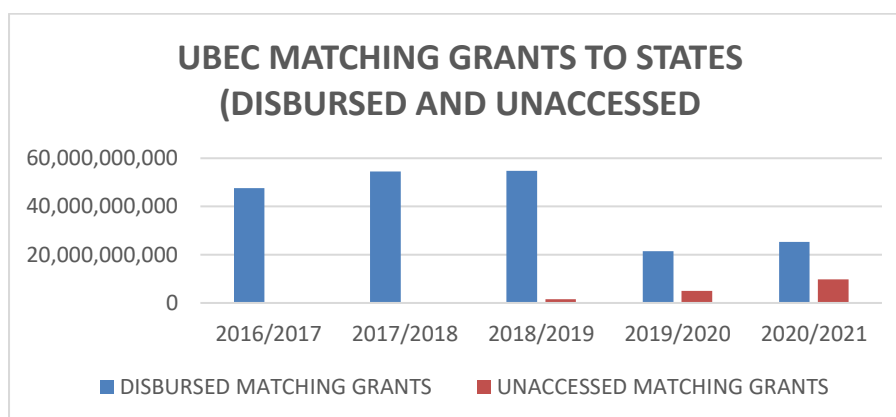
### 8.2.1 Universal Basic Education Fund

The Federal Government's contribution to Basic Education comes from the 2 per cent FGN Consolidated Revenue Fund which is managed by the Universal Basic Education Commission (UBEC). This fund is allocated to states on annual basis according to a formula which UBEC determines from time to time. Table 8.2 shows the **Disbursed and Unaccessed Matching Grants by UBEC to States** for the period 2017-2021. States are expected to collect these funds on provision of counterpart funds to run their Basic Education programmes.

**Table 8. 2: National Summary of Disbursed and Unaccessed Matching Grants by UBEC to States (2017-2021)**

YEAR	DISBURSED MATCHING GRANTS	UNACCESSED MATCHING GRANTS
2016/2017	47,594,697,791	0
2017/2018	54,531,819,501	0
2018/2019	54,715,354,460	1,520,356,457
2019/2020	21,452,224,054	5,005,518,946
2020/2021	25,295,802,177	9,730,124,409

Source: Universal Basic Education Commission



**Figure 8. 2: National Summary of Unaccessed and Disbursed Matching Grants in 2019 to 2021**

**Table 8. 3: Matching Grants Allocation to States 2020/2021**

State	2021
Abia	946,646,664
Adamawa	946,646,664
Akwa Ibom	946,646,664
Anambra	946,646,664
Bauchi	946,646,664
Bayelsa	946,646,664
Benue	946,646,664
Borno	946,646,664
C/ River	946,646,664
Delta	946,646,664
Ebonyi	946,646,664
Edo	946,646,664
Ekiti	946,646,664
Enugu	946,646,664
Gombe	946,646,664
Imo	946,646,664
Jigawa	946,646,664
Kaduna	946,646,664
Kano	946,646,664
Katsina	946,646,664
	KEBBI
	KOGI
	KWARA
	LAGOS
	NASARAWA
	NIGER
	OGUN
	ONDO
	OSUN
	OYO
	PLATEAU
	RIVERS
	SOKOTO
	TARABA
	YOBE
	ZAMFARA
	F.C.T. ABUJA
	CURRICULUM
	<b>National</b>
	<b>35,025,926,586</b>

Source: Universal Basic Education Commission



**Table 8. 4: Matching Grants Disbursement to States: 2020/2021**

State	2021			
Abia			Kebbi	946,646,664
Adamawa			Kogi	946,646,664
Akwa Ibom	946,646,664		Kwara	
Anambra			Lagos	
Bauchi	946,646,664		Nasarawa	946,646,664
Bayelsa	946,646,664		Niger	946,646,664
Benue	946,646,664		Ogun	
Borno	946,646,664		Ondo	946,646,664
C/ River	946,646,664		Osun	946,646,664
Delta	946,646,664		Oyo	946,646,664
Ebonyi			Plateau	588,320,893
Edo	946,646,664		Rivers	946,646,664
Ekiti	946,646,664		Sokoto	946,646,664
Enugu	94,668,009		Taraba	946,646,664
Gombe	946,646,664		Yobe	946,646,664
Imo			Zamfara	946,646,664
Jigawa	946,646,664		F.C.T. Abuja	946,646,664
Kaduna			Curriculum	
Kano	946,646,664		<b>National</b>	<b>25,295,802,177</b>
Katsina	946,646,664			

Source: Universal Basic Education Commission

**Table 8. 5: Matching Grants Unassessed to States: 2020/2021**

State	2021			
Abia	946,646,664		Kebbi	-
Adamawa	946,646,664		Kogi	-
Akwa Ibom	-		Kwara	946,646,664
Anambra	946,646,664		Lagos	946,646,664
Bauchi	-		Nasarawa	-
Bayelsa	-		Niger	-
Benue	-		Ogun	946,646,664
Borno	-		Ondo	-
C/ River	-		Osun	-
Delta	-		Oyo	-
Ebonyi	946,646,664		Plateau	358,325,771
Edo	-		Rivers	-
Ekiti	-		Sokoto	-
Enugu	851,978,656		Taraba	-
Gombe	-		Yobe	-
Imo	946,646,664		Zamfara	-
Jigawa	-		F.C.T. Abuja	-
Kaduna	946,646,664		Curriculum	-
Kano	-		<b>National</b>	<b>9,730,124,409</b>
Katsina	-			

Source: Universal Basic Education Commission

**Table 8. 6: Lodgement of Counterpart Fund by States for the Year 2019-2021**

State	2019	2020	2021	Total
Abia	1,519,884,079			1,519,884,079
Adamawa	1,519,884,079			1,519,884,079
Akwa Ibom	1,519,884,079	715,074,135	946,646,664	3,181,604,878
Anambra				-
Bauchi	1,519,864,079	715,074,135	946,646,664	3,181,584,878
Bayelsa	1,519,864,079	715,074,135	946,646,664	3,181,584,878
Benue	1,519,864,079	715,074,135	946,646,664	3,181,584,878
Borno	1,519,884,079	715,074,135	946,646,664	3,181,604,878
C/ River	1,519,864,079	715,074,135	946,646,664	3,181,584,878
Delta	1,519,884,079	715,074,135	946,646,664	3,181,604,878
Ebonyi	1,519,884,079	715,074,135	946,646,664	3,181,604,878
Edo	1,519,884,079	715,074,135	946,646,664	3,181,604,878
Ekiti	1,519,884,079	715,074,135	946,646,664	3,181,604,878
Enugu	1,519,884,079	715,074,135	94,668,009	2,329,626,223
Gombe	1,519,884,079	715,074,135	946,646,664	3,181,604,878
Imo	1,519,884,079	715,074,135		2,234,958,214
Jigawa	1,519,884,079	715,074,135	946,646,664	3,181,604,878
Kaduna	1,519,884,079	715,074,135	946,646,664	3,181,604,878
Kano	1,519,884,079	715,074,135	946,646,664	3,181,604,878
Katsina	1,519,884,079	715,074,135	946,646,664	3,181,604,878
Kebbi	1,519,884,079	715,074,135	946,646,664	3,181,604,878
Kogi	1,519,864,079	715,074,135	946,646,664	3,181,584,878
Kwara	1,519,742,890			1,519,742,890
Lagos	1,519,742,890	715,074,135		2,234,817,025
Nasarawa	1,519,884,078	715,074,135	946,646,664	3,181,604,878
Niger	1,519,864,079	715,074,135	946,646,664	3,181,584,878
Ogun	1,519,864,079			1,519,864,079
Ondo	1,519,884,079	715,074,135	946,646,664	3,181,604,878
Osun	1,519,884,079	715,074,135	946,646,664	3,181,604,878
Oyo	1,519,884,079	715,074,135	946,646,664	3,181,604,878
Plateau	1,519,884,079	715,074,135	588,320,893	2,823,279,107
Rivers	1,519,884,079	715,074,135	946,646,664	3,181,604,878
Sokoto	1,519,884,079	715,074,135	946,646,664	3,181,604,878
Taraba	1,519,884,079	715,074,135	946,646,664	3,181,604,878
Yobe	1,519,834,079	715,074,135	946,646,664	3,181,554,878
Zamfara	1,519,884,079	715,074,135	946,646,664	3,181,604,878
F.C.T. Abuja	1,519,884,079	715,074,135	946,646,664	3,181,604,878
Curriculum				-
<b>National</b>	<b>54,715,354,460</b>	<b>22,882,372,324</b>	<b>27,189,095,506</b>	<b>104,786,822,291</b>

Source: Universal Basic Education Commission

### 8.3 Tertiary Education Trust Fund

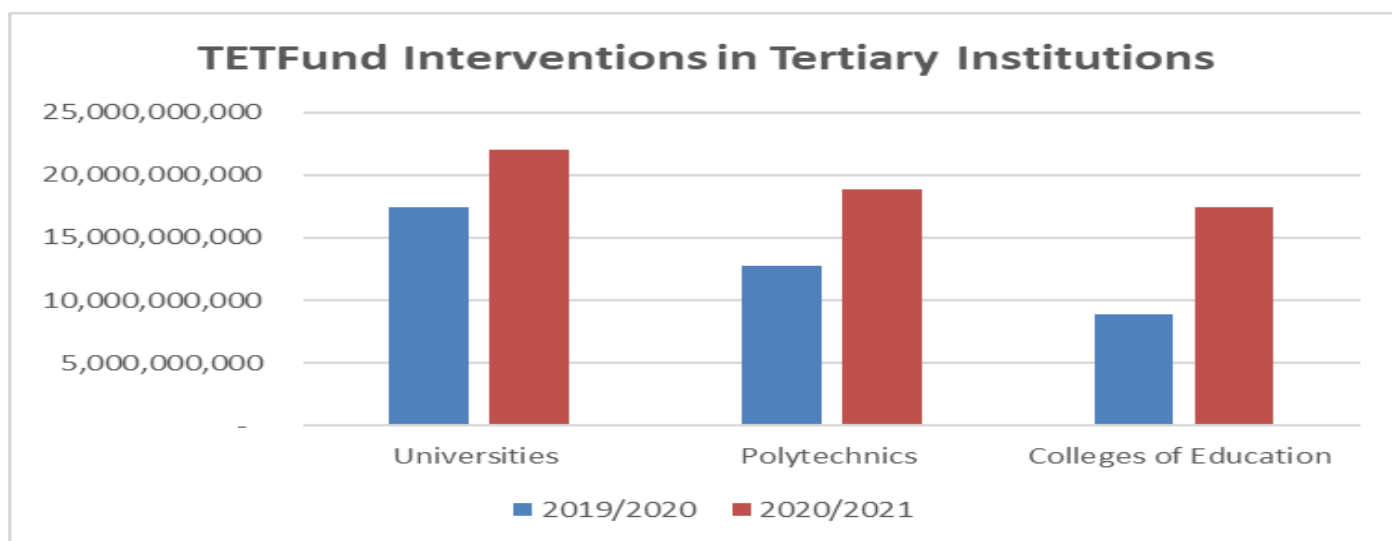
The Tertiary Education Trust Fund was established by Tertiary Education Trust Fund Bill of 2011 to rehabilitate, restore and consolidate Tertiary Education and Tertiary Infrastructure through funding and effective project management. The Act imposes 2 per cent Education Tax on the assessable profit of all registered companies in Nigeria, collectible by the Federal Inland Revenue Service (FIRS). The tax so collected is administered by the Fund, and deployed to the Education sector through allocations to all segments of Tertiary Education as provided in the enabling Act.

Funds from Tertiary Education Trust Fund are distributed among the Universities, Polytechnics and Colleges of Education.

**Table 8. 7: Summary of Tertiary Education Trust Fund Interventions in Tertiary Institutions: 2019-2021**

<b>Institutions</b>	<b>2019/2020</b>	<b>2020/2021</b>
Universities	17,467,009,230	22,043,990,770
Polytechnics	12,716,599,440	18,815,900,560
Colleges of Education	8,892,049,002	17,445,450,998
<b>Total</b>	<b>39,075,657,672</b>	<b>58,305,342,328</b>

Source: Tertiary Education Trust Fund



**Figure 8. 3: Summary of Intervention of Tertiary Education Trust Fund in Tertiary Institutions, 2019-2021**

**Table 8. 8: Summary of Tertiary Education Trust Fund Interventions for Physical Infrastructure/Programmes Upgrade in Tertiary Institutions: 2020/2021**

<b>PHYSICAL INFRASTRUCTURE/PROGRAMME UPGRADE</b>			
<b>INSTITUTIONS</b>	<b>2021</b>		
	<b>Allocation</b>	<b>Disbursement</b>	<b>Balance</b>
Universities	48,810,000,000.00	2,373,420,000.00	46,436,580,000.00
Polytechnics	18,500,000,000.00	2,400,000,000.00	16,100,000,000.00
Colleges of Education	14,250,000,000.00	1,250,000,000.00	13,000,000,000.00
<b>Total</b>	<b>81,560,000,000.00</b>	<b>6,023,420,000.00</b>	<b>75,536,580,000.00</b>

Source: Tertiary Education Trust Fund

**Table 8. 9: Summary of Tertiary Education Trust Fund Interventions for Academic Staff and development in Tertiary Institutions: 2020/2021**

<b>ACADEMIC STAFF TRAINING AND DEVELOPMENT</b>			
<b>INSTITUTIONS</b>	<b>2021</b>		
	<b>Allocation</b>	<b>Disbursement</b>	<b>Balance</b>
Universities	12,324,000,000.00	891,586,944.31	11,432,413,055.69
Polytechnics	7,125,000,000.00	1,155,997,564.92	6,094,002,435.08
Colleges of Education	7,125,000,000.00	753,796,531.59	6,371,203,468.41
<b>Total</b>	<b>26,574,000,000.00</b>	<b>2,801,381,040.82</b>	<b>23,897,618,959.18</b>

Source: Tertiary Education Trust Fund

**Table 8. 10: Summary of Tertiary Education Trust Fund Interventions for Library Development in Tertiary Institutions: 2020/2021**

<b>LIBRARY DEVELOPMENT</b>			
<b>INSTITUTIONS</b>	<b>2021</b>		
	<b>Allocation</b>	<b>Disbursement</b>	<b>Balance</b>
Universities	3,160,000,000.00	-	3,160,000,000.00
Polytechnics	1,425,000,000.00	34,000,000.00	1,416,000,000.00
Colleges of Education	1,425,000,000.00	34,000,000.00	1,381,000,000.00
<b>Total</b>	<b>6,010,000,000.00</b>	<b>68,000,000.00</b>	<b>5,957,000,000.00</b>

Source: Tertiary Education Trust Fund

**Table 8. 11: Summary of Tertiary Education Trust Fund Interventions for ICT in Tertiary Institutions: 2020/2021**

<b>ICT SUPPORT</b>			
<b>INSTITUTIONS</b>	<b>2021</b>		
	<b>Allocation</b>	<b>Disbursement</b>	<b>Balance</b>
Universities	1,185,000,000	-	1,185,000,000
Polytechnics	427,500,000	-	427,500,000
Colleges of Education	427,500,000	-	427,500,000
<b>Total</b>	<b>2,040,000,000</b>	<b>-</b>	<b>2,040,000,000</b>

Source: Tertiary Education Trust Fund

**Table 8. 12: Summary of Tertiary Education Trust Fund Interventions for Academic Research Journal in Tertiary Institutions: 2020/2021**

<b>ACADEMIC RESEARCH JOURNAL</b>			
<b>INSTITUTIONS</b>	<b>2021</b>		
	<b>Allocation</b>	<b>Disbursement</b>	<b>Balance</b>
Universities	395,000,000.00	4,460,337.50	390,539,662.50
Polytechnics	285,000,000.00		285,000,000.00
Colleges of Education	285,000,000.00	-	285,000,000.00
<b>Total</b>	<b>965,000,000.00</b>	<b>4,460,337.50</b>	<b>960,539,662.50</b>

Source: Tertiary Education Trust Fund

**Table 8. 13: Summary of Tertiary Education Trust Fund for Teaching Practice Supervision in Tertiary Institution: 2020-2021**

<b>DEPARTMENT OF ACADEMIC STAFF TRAINING AND DEVELOPMENT</b>		
<b>TEACHING PRACTICE SUPERVISION FROM JANUARY 1st, 2020 TO DECEMBER 31st, 2021</b>		
<b>REGION</b>	<b>NUMBER OF SUPERVISION</b>	<b>TOTAL AMOUNT DISBURSEMENT</b>
North Central (NC)	3934	235,245,600.00
North East (NE)	3266	189,599,200.00
North West (NW)	5125	300,329,445.00
South East (SE)	1688	102,348,400.00
South South (SS)	2640	159,817,200.00
South West (SW)	3814	231,587,200.00
<b>Grand Total</b>	<b>20467</b>	<b>1,218,927,045.00</b>

Source: Tertiary Education Trust Fund

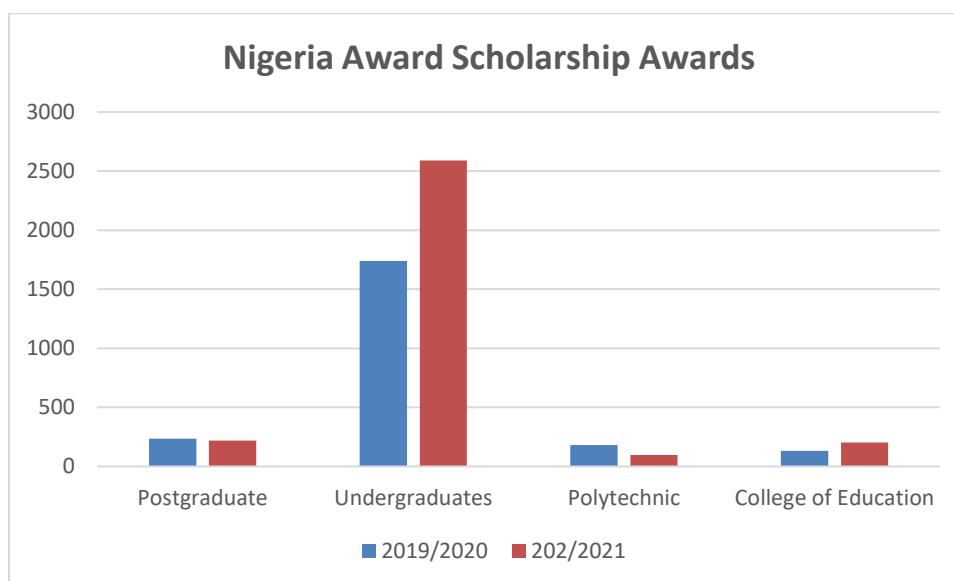
## 8.4 Scholarship Awards

Federal Government provides scholarship awards to selected Nigerian students to pursue programmes in tertiary institutions considered relevant to achieving sustainable socio-economic growth and national development. The awards cover undergraduate and postgraduate programmes in Nigerian Universities, Polytechnics and Colleges of Education as well as higher institutions abroad. Selection of candidates for scholarships within the country and abroad are always done on State basis with consideration given to gender balancing. The foreign scholarship involves the Commonwealth awards and awards from countries having Bi-lateral Education Agreement with Nigeria.

**Table 8. 14: Summary of Nigeria Award Scholarship Awards: 2019/2020, 2020/2021**

<b>SUMMARY OF NIGERIA AWARD SCHOLARSHIP AWARDS 2019/2020</b>		
<b>Institutions</b>	<b>2019/2020</b>	<b>202/2021</b>
Postgraduate	235	219
Undergraduates	1740	2590
Polytechnic	181	98
College of Education	133	204
<b>TOTAL</b>	<b>2289</b>	<b>3111</b>

Source: Federal Scholarship Board



**Figure 8. 4: National Summary of Nigerian Scholarship Awards by Institutions**

**Table 8. 15: Summary of Bilateral Education Agreement (BEA) Awards from 2020/2021**

<b>COUNTRY</b>	<b>2021</b>
HUNGARY	93
CHINA	24
MOROCCO	83
RUSSIA	103
ROMANIA	1
SERBIA	11
MEXICO	Nil
ALGERIA	Nil
EGYPT	Nil
<b>TOTAL</b>	<b>304</b>

Source: Federal Scholarship Board

**Table 8. 16: Summary of Commonwealth Scholarship and Fellowship Awards from 2020/2021**

<b>COUNTRY</b>	<b>2021</b>
UNITED KINGDOM	12
INDONESIA	7
Pakistan	3
<b>TOTAL</b>	<b>22</b>

Source: Federal Scholarship Board

**Table 8. 17: Summary of Nigeria Award Scholarship Awards: 2020/2021**

<b>Country</b>	<b>2021</b>
Postgraduate	219
Undergraduates	2590
Polytechnic	98
College of Education	204
<b>TOTAL</b>	<b>3111</b>

Source: Federal Scholarship Board